

# INVARIANTS OF HANDLEBODY-KNOTS VIA YOKOTA'S INVARIANTS

ATSUHIKO MIZUSAWA AND JUN MURAKAMI

ABSTRACT. We construct quantum  $\mathcal{U}_q(\mathfrak{sl}_2)$  type invariants for handlebody-knots in the 3-sphere  $S^3$ . A handlebody-knot is an embedding of a handlebody in a 3-manifold. These invariants are linear sums of Yokota's invariants for colored spatial graphs which are defined by using the Kauffman bracket. We give a table of calculations of our invariants for genus 2 handlebody-knots up to six crossings. We also show our invariants are identified with special cases of the Witten-Reshetikhin-Turaev invariants.

## 1. INTRODUCTION

Throughout this paper we work in the piecewise linear category. A spatial graph is an embedding of a finite graph into a 3-manifold. Suzuki [10] introduced the notion of the neighborhood equivalence for spatial graphs. Two spatial graphs are neighborhood equivalent if they have the same regular neighborhood up to isotopy of the 3-manifold. Ishii [2] reformulated this notion as a handlebody-knot which is an embedding of a handlebody into a 3-manifold. If the genus of the handlebody is 1, the handlebody-knot is regarded as an ordinary knot.

A handlebody-knot in the 3-sphere  $S^3$  is represented by a diagram of a spatial trivalent graph whose regular neighborhood is isotopic to the handlebody-knot. Ishii [2] showed that two diagrams representing the same handlebody-knot are transformed to each other by a sequence of six local moves called "Reidemeister moves" for handlebody-knots. Five of them are the Reidemeister moves for spatial trivalent graphs. Therefore, we can make invariants of handlebody-knots from invariants of spatial trivalent graphs by modifying them to satisfy the new Reidemeister move.

In this paper we construct quantum  $\mathcal{U}_q(\mathfrak{sl}_2)$  type invariants for handlebody-knots in  $S^3$  via Yokota's invariants [11] which are quantum  $\mathcal{U}_q(\mathfrak{sl}_2)$  type invariants for spatial graphs in  $S^3$ . Yokota's invariants are generalized to the relativistic invariants [1] for spatial graphs in any closed oriented 3-manifold. The arguments in this paper hold for the relativistic invariants and our invariants are generalized for any closed oriented 3-manifold. In this paper we focus on Yokota's invariants since it is essential.

---

*Date:* September 20, 2021.

*2010 Mathematics Subject Classification.* 57M27, 57M25, 57R65.

*Key words and phrases.* Handlebody-knot, quantum invariant, Yokota's invariants, WRT invariants.

There are various invariants for handlebody-knots. The Alexander ideals are known as invariants for neighborhood equivalence classes of spatial graphs [7] that are handlebody-knots. Invariants using the Fox coloring [2] and quandle cocycle invariants [2, 3] were also defined for handlebody-knots. However quantum type invariants for handlebody-knots have not been defined yet <sup>1</sup>.

We also show that our invariants are identified with special cases of the Witten-Reshetikhin-Turaev (WRT) invariants [9] for closed oriented 3-manifolds.

In this paper, we first introduce a handlebody-knot and its Reidemeister moves in Sec. 2. We define quantum  $\mathcal{U}_q(\mathfrak{sl}_2)$  type invariants for the handlebody-knots via Yokota's invariants in Sec. 3. In Sec. 4, a table of calculations of our invariants is shown, which tells us that our invariants are non-trivial. We also show some properties of the invariants. In Sec. 5, it is shown that our invariants are identified with special cases of the WRT invariants.

## 2. HANDLEBODY-KNOT AND HANDLEBODY-LINK

A *handlebody-knot* is an embedding of a handlebody into a 3-manifold and a *handlebody-link* is a disjoint union of embeddings of handlebodies into a 3-manifold (Fig. 1). Throughout this paper, the notion of a handlebody-link includes a handlebody-knot. Two handlebody-links are *equivalent* if there is an isotopy of the 3-manifold which transforms one handlebody-link to another.

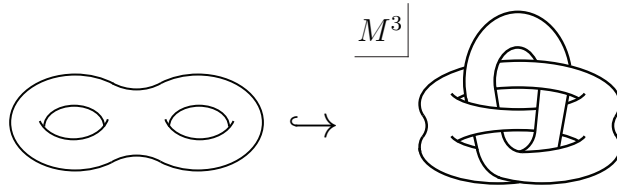


FIGURE 1. An embedding of a genus 2 handlebody into a 3-manifold  $M^3$ .

We have a map from spatial graphs to handlebody-links that takes the regular neighborhoods of the spatial graphs (Fig. 2). A handlebody-link in  $S^3$  is called *trivial* if it is equivalent to handlebodies standardly embedded in  $S^3$ . For handlebody-links in  $S^3$ , through the above map, we can handle them by diagrams of spatial graphs. However, there are infinitely many diagrams that represent the same handlebody-link (Fig. 3). In [2], Ishii showed that diagrams of spatial trivalent graphs have a one to one correspondence to handlebody-links up to local moves called Reidemeister moves (for handlebody-links). This means

$$\{\text{handlebody-links}\} = \{\text{diagrams of spatial trivalent graphs}\} / \{\text{Reidemeister moves}\}.$$

<sup>1</sup>A construction of quantum invariants for handlebody-knots via Yetter-Drinfeld module was announced by [5].

Here spatial trivalent graphs may have circle components that correspond to genus 1 components of handlebody-links. These circles do not have any vertices or edges. The Reidemeister moves for handlebody-links are shown in Fig. 4. The moves RI-RV are the Reidemeister moves for spatial trivalent graphs.

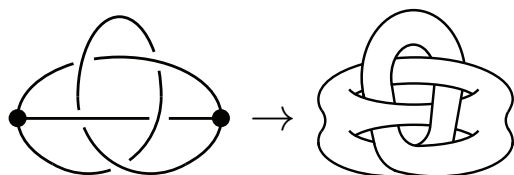


FIGURE 2. A spatial graph represents a handlebody-link.

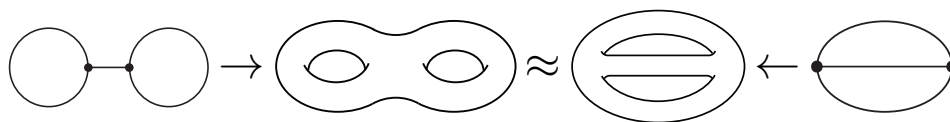


FIGURE 3. Two different spatial graphs that represent the trivial genus 2 handlebody-knot.

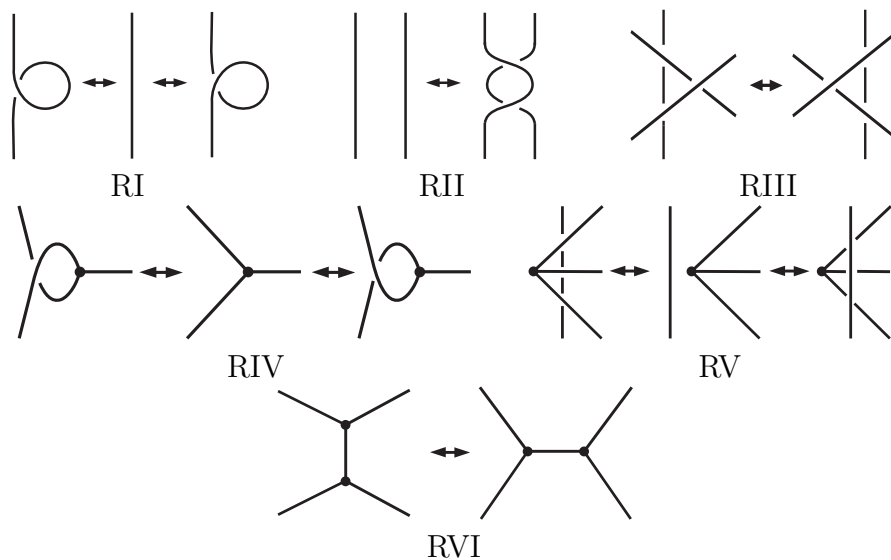


FIGURE 4. Reidemeister moves for handlebody-links.

### 3. QUANTUM $\mathcal{U}_q(\mathfrak{sl}_2)$ TYPE INVARIANTS FOR HANDLEBODY-LINKS

In this section we define quantum  $\mathcal{U}_q(\mathfrak{sl}_2)$  type invariants for handlebody-links in the 3-sphere  $S^3$ .

**3.1. Skein space and Jones-Wenzl idempotent.** To define quantum  $\mathcal{U}_q(\mathfrak{sl}_2)$  type invariants for handlebody-links, we introduce the skein space and its special elements the Jones-Wenzl idempotents.

**Definition 3.1** (Skein space). Let  $F$  be a connected and oriented 2-manifold (possibly with boundaries). A *link diagram* in  $F$  consists of finitely many closed curves and arcs whose endpoints are at the boundaries. These curves may have finitely many transverse crossings that have information which of the two arcs is upper or lower. Two link diagrams are regarded as the same if there is an isotopy of  $F$  that changes one link diagram to another fixing  $\partial F$ .

Let  $A$  be a fixed value in  $\mathbb{C} \setminus \{0\}$ . A *skein space*  $\mathcal{S}(F)$  of  $F$  is the vector space of formal linear sums over  $\mathbb{C}$  of link diagrams in  $F$  subject to the following relations,

$$\begin{array}{c} \bigcirc \sqcup D = -(A^2 + A^{-2}) D, \\ \begin{array}{c} \diagup \diagdown \\ \diagdown \diagup \end{array} = A \begin{array}{c} \diagup \\ \diagdown \end{array} \left( + A^{-1} \begin{array}{c} \diagdown \\ \diagup \end{array} \right), \end{array}$$

where the left-hand side of the first relation is a disjoint union of a trivial circle and a link diagram  $D$  and in the second relation the figures represent parts of link diagrams and the complements of them are the same diagrams.

If  $F = S^2$ , since  $\partial F = \emptyset$ , all curves in  $\mathcal{S}(F)$  are closed. By the relations, the closed curves become scalar multiplied blank diagrams. Thus  $\mathcal{S}(S^2)$  is identified with  $\mathbb{C}$ . For each link diagram in  $S^2$ , we represent the corresponding complex value as the diagram inside the *Kauffman bracket*  $\langle \cdot \rangle$ .

Note that the value of the Kauffman bracket is an invariant of framed links (i.e. it does not change under the RII and RIII moves).

We fix  $3 \leq r \in \mathbb{N}$  and  $A = e^{2\pi i/4r}$  for later use. Let  $D_n^2$  be a 2-disc that has  $2n$  points in the boundary. We regard it as a rectangle whose left edge and right edge have just  $n$  points respectively.

**Definition 3.2** (Jones-Wenzl idempotent). Following [8], for  $0 \leq n \leq r-1$ , we define a special element  $JW_n \in \mathcal{S}(D_n^2)$  illustrated as a white box in diagrams.  $JW_n$  is defined recursively as follows,

$$\begin{array}{|c|} \hline n+1 \quad \square \\ \hline \end{array} = \begin{array}{|c|} \hline 1 \\ \hline n \quad \square \\ \hline \end{array} - \frac{\Delta_{n-1}}{\Delta_n} \begin{array}{|c|} \hline 1 \\ \hline \begin{array}{c} \text{loop} \\ \hline n \quad \square \quad \square \quad n \\ \hline n-1 \end{array} \\ \hline \end{array},$$

where  $JW_0$  is a blank diagram and

$$\Delta_n = \left\langle \begin{array}{|c|} \hline \bigcirc \\ \hline n \quad \square \\ \hline \end{array} \right\rangle = (-1)^n \frac{A^{2(n+1)} - A^{-2(n+1)}}{A^2 - A^{-2}} = (-1)^n \frac{\sin \frac{\pi}{r}(n+1)}{\sin \frac{\pi}{r}}.$$

In these relations, the strands to which numbers are attached mean those numbers of parallel arcs. Note that  $\Delta_{r-1} = 0$ .

The element  $JW_n$  is called *Jones-Wenzl idempotent* because of the following relation

$$\boxed{\begin{array}{c} n \\ \square \end{array} \begin{array}{c} \square \\ \square \end{array}} = \boxed{\begin{array}{c} n \\ \square \end{array}}.$$

**3.2. Definition of quantum  $\mathcal{U}_q(\mathfrak{sl}_2)$  type invariants.** Let  $I$  be a set of integers  $\{0, 1, \dots, r-2\}$ . We call an element of  $I$  a *color*. A *coloring* of a spatial graph  $\Gamma$  is a map  $E(\Gamma) \rightarrow I$ , where  $E(\Gamma)$  is a set of edges and circles of  $\Gamma$ . We represent a coloring by attaching colors to edges and circles. In [11], Yokota defined invariants for colored spatial graphs by using the Kauffman bracket. We define quantum  $\mathcal{U}_q(\mathfrak{sl}_2)$  type invariants for handlebody-links via Yokota's invariants.

From now on, we regard an  $i$  colored edge or circle in a spatial trivalent graph diagram as  $i$  parallel arcs in which the idempotent  $JW_i$  is inserted. We also regard a trivalent vertex joined by three colored edges as a diagram of arcs (see Fig. 5), where  $x = (j + k - i)/2$ ,  $y = (i + k - j)/2$  and  $z = (i + j - k)/2$ . If  $i, j$  and  $k$  satisfy  $i \leq j + k$ ,  $j \leq i + k$ ,

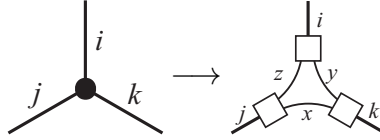


FIGURE 5. A colored trivalent vertex and a corresponding diagram.

$k \leq i + j$  and  $i + j + k \in 2\mathbb{Z}$ , then we have the corresponding diagram in the right-hand side in Fig. 5. Otherwise, we cannot realize the diagram. Moreover, if  $i + j + k \leq 2(r-2)$ , then the following value is non-zero.

$$\theta(i, j, k) = \left\langle \begin{array}{c} i \\ \bullet \text{---} \bullet \\ j \\ k \end{array} \right\rangle = \left\langle \begin{array}{c} y \\ \square \\ z \\ \square \\ x \\ \square \end{array} \right\rangle = \frac{\Delta_{x+y+z}! \Delta_{x-1}! \Delta_{y-1}! \Delta_{z-1}!}{\Delta_{y+z-1}! \Delta_{x+z-1}! \Delta_{x+y-1}!},$$

where  $\Delta_n! = \Delta_n \Delta_{n-1} \cdots \Delta_0$  and  $\Delta_{-1}! = 1$ . The value  $\theta(i, j, k)$  is independent of the order of the triple  $(i, j, k)$ . We summarize these conditions.

**Definition 3.3** (Admissible condition). A triple  $(i, j, k) \in I^3$  is called *admissible* if  $(i, j, k)$  satisfies the following conditions:

$$\begin{aligned} i &\leq j + k, & j &\leq i + k, & k &\leq i + j, \\ i + j + k &\in 2\mathbb{Z}, & i + j + k &\leq 2(r-2). \end{aligned}$$

A coloring for a spatial trivalent graph is called *admissible* if the three colors at each vertex are admissible.

Yokota's invariants for colored spatial graphs in  $S^3$  are defined as follows: first they are defined for trivalent graphs and then they are generalized for arbitrary graphs.

**Definition 3.4** (Yokota's invariants [11], see also [1]). Let  $\Gamma$  be a spatial trivalent graph in  $S^3$ . We fix a coloring to  $\Gamma$  by attaching numbers  $i_1, i_2, \dots, i_n \in I$  to the edges and circles of  $\Gamma$ . If the coloring is admissible, for each vertex the triple  $(i_a, i_b, i_c)$  of the edge colors is admissible. Let  $D(i_1, i_2, \dots, i_n)$  be a diagram of  $\Gamma(i_1, i_2, \dots, i_n)$  and  $\overline{D}(i_1, i_2, \dots, i_n)$  be the mirror image of  $D(i_1, i_2, \dots, i_n)$ . Then Yokota's invariants  $\langle \cdot \rangle_Y$  for the admissibly colored spatial trivalent graph  $\Gamma(i_1, i_2, \dots, i_n)$  are defined as follows:

$$\langle \Gamma(i_1, i_2, \dots, i_n) \rangle_Y := \langle D(i_1, i_2, \dots, i_n) \rangle \langle \overline{D}(i_1, i_2, \dots, i_n) \rangle / \prod_{\substack{\text{triples of colors} \\ \text{at vertices}}} \theta(i_a, i_b, i_c).$$

If the coloring is not admissible, we define  $\langle \Gamma(i_1, i_2, \dots, i_n) \rangle_Y := 0$ .

Yokota's invariants are generalized to arbitrary graphs by the next relations at vertices. For an  $n$ -valent vertex ( $n > 3$ ),

$$(1) \quad \left\langle \begin{array}{c} \diagup \quad \diagdown \\ \bullet \\ \diagdown \quad \diagup \end{array} \right\rangle_Y = \sum_i \Delta_i \left\langle \begin{array}{c} \diagup \quad \diagdown \\ \bullet \quad \text{\scriptsize } i \\ \diagdown \quad \diagup \end{array} \right\rangle_Y,$$

where the color  $i$  runs over all admissible colors for the right-hand side diagram. For a 2-valent vertex,

$$\left\langle \begin{array}{c} \text{\scriptsize } i \quad \text{\scriptsize } j \\ \bullet \\ \text{\scriptsize } i \quad \text{\scriptsize } j \end{array} \right\rangle_Y = \frac{\delta_{ij}}{\Delta_i} \left\langle \begin{array}{c} \text{\scriptsize } i \\ \bullet \\ \text{\scriptsize } i \end{array} \right\rangle_Y,$$

and for a 1-valent vertex,

$$\left\langle \begin{array}{c} \diagup \quad \diagdown \\ \bullet \quad \text{\scriptsize } i \\ \diagdown \quad \diagup \end{array} \right\rangle_Y = \delta_{i0} \left\langle \begin{array}{c} \diagup \quad \diagdown \\ \bullet \\ \diagdown \quad \diagup \end{array} \right\rangle_Y.$$

**Theorem 3.5** ([11]).  $\langle \cdot \rangle_Y$  is invariant under the RI-RV moves of diagrams and the ways to extend an edge in Eq. (1). Therefore,  $\langle \cdot \rangle_Y$  is well-defined as an invariant of spatial graphs.

**Remark 3.6.** Originally, Yokota's invariants are defined with a general variable  $A \in \mathbb{C} \setminus \{0\}$  and a set of colors  $\mathbb{N} \cup \{0\}$ . In this paper we fix  $A = e^{2\pi i/4r}$  ( $3 \leq r \in \mathbb{N}$ ) and restrict the set of colors to  $I$ . Since  $A^{-1} = \overline{A}$ ,  $\langle \overline{D} \rangle = \overline{\langle D \rangle}$  and the definition of Yokota's invariants is rewritten as

$$\langle \Gamma(i_1, i_2, \dots, i_n) \rangle_Y = |\langle D(i_1, i_2, \dots, i_n) \rangle|^2 / \prod_{\substack{\text{triples of colors} \\ \text{at vertices}}} \theta(i_a, i_b, i_c).$$

Now we define quantum  $\mathcal{U}_q(\mathfrak{sl}_2)$  type invariants for handlebody-links in  $S^3$  by taking linear sums of Yokota's invariants for all possible colorings with weights.

**Definition 3.7** (Quantum  $\mathcal{U}_q(\mathfrak{sl}_2)$  type invariants for handlebody-links). Let  $J$  be a handlebody-link and  $\Gamma$  be a spatial trivalent graph that represents  $J$ . We attach colors  $i_k$  to edges and  $j_l$  to circles. Then we define a value  $\langle J \rangle_H$  as follows:

$$\begin{aligned} \langle J \rangle_H &:= \sum_{\substack{i_1, \dots, i_n \\ j_1, \dots, j_m}} \Delta_{i_1} \cdots \Delta_{i_n} \langle \Gamma(i_1, \dots, i_n, j_1, \dots, j_m) \rangle_Y \\ &= \sum_{\substack{i_1, \dots, i_n \\ j_1, \dots, j_m}} \Delta_{i_1} \cdots \Delta_{i_n} | \langle D(i_1, \dots, i_n, j_1, \dots, j_m) \rangle |^2 / \prod_{\substack{\text{triples of colors} \\ \text{at vertices}}} \theta(i_a, i_b, i_c), \end{aligned}$$

where  $D(i_1, \dots, i_n, j_1, \dots, j_m)$  is a diagram of  $\Gamma(i_1, \dots, i_n, j_1, \dots, j_m)$  and each  $i_k$  or  $j_l$  runs over all admissible colorings for  $\Gamma$ . Usually we put the diagram of the representing graph inside the bracket instead of the handlebody-link itself as  $\langle D \rangle_H := \langle J \rangle_H$ .

**Theorem 3.8.** *Let  $D$  be a diagram of a spatial trivalent graph that represents a handlebody-link  $J$ . Then the value  $\langle J \rangle_H = \langle D \rangle_H$  does not change under the Reidemeister moves RI-RVI. Hence  $\langle \cdot \rangle_H$  is an invariant for handlebody-links.*

*Proof.* The invariance for RI-RV is derived from the invariance of Yokota's invariants. We show the invariance for RVI. By Eq. (1),

$$\sum_i \Delta_i \langle \begin{array}{c} a \quad b \\ \diagdown \quad / \\ i \\ \diagup \quad \diagdown \\ d \quad c \end{array} \rangle_Y = \langle \begin{array}{c} a \quad b \\ \diagdown \quad / \\ \cdot \\ \diagup \quad \diagdown \\ d \quad c \end{array} \rangle_Y = \sum_j \Delta_j \langle \begin{array}{c} a \quad b \\ \diagdown \quad / \\ j \\ \diagup \quad \diagdown \\ d \quad c \end{array} \rangle_Y.$$

Thus we have

$$\begin{aligned} \langle \begin{array}{c} \diagup \quad \diagdown \\ \cdot \\ \diagdown \quad \diagup \end{array} \rangle_H &= \sum_{a,b,c,d,i} \Delta_a \Delta_b \Delta_c \Delta_d \Delta_i \langle \begin{array}{c} a \quad b \\ \diagdown \quad / \\ i \\ \diagup \quad \diagdown \\ d \quad c \end{array} \rangle_Y \\ &= \sum_{a,b,c,d,j} \Delta_a \Delta_b \Delta_c \Delta_d \Delta_j \langle \begin{array}{c} a \quad b \\ \diagdown \quad / \\ j \\ \diagup \quad \diagdown \\ d \quad c \end{array} \rangle_Y = \langle \begin{array}{c} \diagup \quad \diagdown \\ \cdot \\ \diagdown \quad \diagup \end{array} \rangle_H. \end{aligned}$$

□

#### 4. EXAMPLES OF THE INVARIANTS $\langle \cdot \rangle_H$

In this section, we show some calculations of our invariants and a table of values of them for *irreducible* genus 2 handlebody-knots up to six crossings classified in [4]. A handlebody-knot is called *reducible* if it is represented by a spatial graph that has a cut edge. We also show some properties of our invariants.

First, we mention that  $\langle \cdot \rangle_H$  does not distinguish a handlebody-link from its mirror image. This is clear from the definition of  $\langle \cdot \rangle_H$ .

4.1. **Relations.** We recall some formulas of the Kauffman bracket for diagrams including  $JW_n$ . For details, see [6, 8].

**Tetrahedron's edge.** (We rearrange the order of the variables of the formula in [6].)

$$\left\langle \begin{array}{c} \text{tetrahedron} \\ \text{with edges } n, i, m, j, k, l \end{array} \right\rangle =: \begin{bmatrix} i & j & k \\ l & m & n \end{bmatrix} = \frac{\mathcal{F}!}{\mathcal{E}!} \sum_{c \leq z \leq C} \frac{(-1)^z [z+1]!}{\prod_s [z-a_s]! \prod_t [b_t-z]!},$$

where

$$[n] = \frac{A^{2n} - A^{-2n}}{A^2 - A^{-2}} (= (-1)^{n-1} \Delta_{n-1}), \quad [n]! = [n][n-1] \cdots [1], \quad [0]! = 1,$$

$$\mathcal{F}! = \prod_{s,t} [b_t - a_s]!, \quad \mathcal{E}! = [i]![j]![k]![l]![m]![n]!,$$

$$a_1 = \frac{1}{2}(i+j+k), \quad b_1 = \frac{1}{2}(i+j+l+m),$$

$$a_2 = \frac{1}{2}(i+m+n), \quad b_2 = \frac{1}{2}(i+k+l+n),$$

$$a_3 = \frac{1}{2}(j+l+n), \quad b_3 = \frac{1}{2}(j+k+m+n),$$

$$a_4 = \frac{1}{2}(k+l+m), \quad c = \max\{a_s\}, \quad C = \min\{b_t\}.$$

**Local change relations.**

$$\left\langle \begin{array}{c} \text{strand } n \text{ with a loop} \end{array} \right\rangle = (-1)^n A^{n^2+2n} \left\langle \begin{array}{c} \text{strand } n \end{array} \right\rangle.$$

$$\left\langle \begin{array}{c} \text{strand } n \text{ with a twist } i \end{array} \right\rangle = (-1)^i \frac{A^{2(n+1)(i+1)} - A^{-2(n+1)(i+1)}}{A^{2(n+1)} - A^{-2(n+1)}} \left\langle \begin{array}{c} \text{strand } n \end{array} \right\rangle.$$

$$(2) \quad \left\langle \begin{array}{c} \text{strand } i \text{ and } j \text{ with a crossing } k \end{array} \right\rangle = \lambda_k^{ij} \left\langle \begin{array}{c} \text{strand } i \text{ and } j \text{ with a crossing } k \end{array} \right\rangle,$$

where  $\lambda_k^{ij} = (-1)^{(i+j-k)/2} A^{i+j-k+(i^2+j^2-k^2)/2}$ .

$$(3) \quad \left\langle \begin{array}{c} \text{strand } i \text{ and } j \text{ with a crossing } k \text{ and } l \end{array} \right\rangle = \frac{\theta(i, k, l)}{\Delta_i} \delta_{ij} \left\langle \begin{array}{c} \text{strand } i \end{array} \right\rangle.$$



$$(4) \quad \langle \text{Diagram 1} \rangle = \sum_n \left\{ \begin{array}{ccc} i & j & m \\ k & l & n \end{array} \right\} \langle \text{Diagram 2} \rangle,$$

$$\text{where } \left\{ \begin{array}{ccc} i & j & m \\ k & l & n \end{array} \right\} = \frac{\begin{bmatrix} i & j & m \\ k & l & n \end{bmatrix} \Delta_n}{\theta(i, l, n)\theta(j, k, n)}.$$

$$(5) \quad \langle \text{Diagram 3} \rangle = \sum_k \frac{\Delta_k}{\theta(i, j, k)} \langle \text{Diagram 4} \rangle.$$

In Eqs. (4) and (5), the colors  $n$  and  $k$  run over all admissible colors of the right-hand side diagrams.

**Omega element.** Consider the skein space  $\mathcal{S}(T)$  of the annulus  $T$ . Let  $\alpha_n$  be an element of  $\mathcal{S}(T)$  which is a collection of  $n$  parallel closed curves along the band of  $T$  in which  $JW_n$  is inserted. An element  $\Omega$  of  $\mathcal{S}(T)$  is a linear sum of  $\alpha_n$  with coefficients  $\Delta_n$  for  $0 \leq n \leq r-2$ . We will insert  $\Omega$  in a component of diagrams along its framing. In diagrams, we represent  $\Omega$  by a black box inserted in a component of the diagrams:

$$(6) \quad \Omega = \langle \text{Diagram 5} \rangle = \sum_{n=0}^{r-2} \Delta_n \alpha_n = \sum_{n=0}^{r-2} \Delta_n \langle \text{Diagram 6} \rangle.$$

Let  $N$  be the value of the Kauffman bracket of the 0 framed trivial circle in which  $\Omega$  is inserted:

$$(7) \quad N = \langle \text{Diagram 7} \rangle = \sum_{n=0}^{r-2} \Delta_n \langle \text{Diagram 8} \rangle = \sum_{n=0}^{r-2} \Delta_n^2 = \frac{r}{2 \sin^2 \frac{\pi}{r}}.$$

If a trivial  $\Omega$  circle rounds strands in which  $JW_n$  is inserted, the following relation holds:

$$(8) \quad \langle \text{Diagram 9} \rangle = \begin{cases} N \langle \text{Diagram 10} \rangle & \text{if } n = 0, \\ 0 & \text{if } 1 \leq n \leq r-2. \end{cases}$$

The following relation also holds:

$$(9) \quad \left\langle \left( \text{Diagram 1} \right) \right\rangle = \left\langle \left( \text{Diagram 2} \right) \right\rangle,$$

where the right-hand side diagram is a band-sum of a component and a parallel copy of another component in which  $\Omega$  is inserted in the left-hand side diagram.

**4.2. Some examples.** First, we calculate our invariants for the genus 2 trivial handlebody-knot  $0_1$  by two ways: via the theta curve diagram  $D_1$  and via the handcuff diagram  $D_2$ . Secondly, we calculate our invariants for the genus 2 handlebody-knot called  $4_1$  (Fig. 6) in the table of handlebody-knots given in [4].

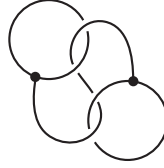


FIGURE 6. Handlebody-knot  $4_1$ .

**Example 4.1** (Theta curve).

$$\begin{aligned} \langle D_1 \rangle_H &= \sum_{(i,j,k)} \Delta_i \Delta_j \Delta_k \left\langle \left( \text{Theta curve diagram} \right) \right\rangle \\ &= \sum_{(i,j,k)} \frac{\Delta_i \Delta_j \Delta_k}{\theta(i,j,k)^2} \left\langle \left( \text{Theta curve diagram} \right) \right\rangle \left\langle \left( \text{Theta curve diagram} \right) \right\rangle \\ &= \sum_{(i,j,k)} \Delta_i \Delta_j \Delta_k = \sum_{i=0}^{r-2} \sum_{j=0}^{r-2} \Delta_i \Delta_j \sum_{\substack{k=|i-j| \\ i+j+k \in 2\mathbb{Z}}}^a \Delta_k = \frac{r^2}{4 \sin^4 \frac{\pi}{r}}, \end{aligned}$$

where in the summations  $i$ ,  $j$  and  $k$  run over all colors such that  $(i, j, k)$  is admissible and  $a = r - 2 - |(r - 2) - (i + j)|$ .

The value  $\langle 0_1 \rangle_H$  is calculated easier via the handcuff diagram  $D_2$  by using the following property.

**Proposition 4.2** (Reducible splitting). *Let  $D$  be a diagram of a spatial trivalent graph. If  $D$  has a cut edge (i.e. an edge that connects two disjoint subgraph diagrams that can*

be separated by a closed curve from each other), then we have the splitting relation

$$\left\langle \left( \begin{array}{c} \text{---} \text{---} \\ \text{---} \end{array} \right) \right\rangle_H = \left\langle \left( \begin{array}{c} \text{---} \\ \text{---} \end{array} \right) \right\rangle_H \left\langle \left( \begin{array}{c} \text{---} \\ \text{---} \end{array} \right) \right\rangle_H.$$

*Proof.* The relation directly comes from the following relation of Yokota's invariants (see [11] Propositions 4.5 and 4.8):

$$\left\langle \left( \begin{array}{c} j_1 \quad i \quad k_1 \\ \text{---} \quad \text{---} \quad \text{---} \\ j_2 \quad k_2 \end{array} \right) \right\rangle_Y = \frac{\delta_{0i}}{\Delta_{j_1} \Delta_{k_1}} \left\langle \left( \begin{array}{c} j_1 \\ \text{---} \end{array} \right) \right\rangle_Y \left\langle \left( \begin{array}{c} k_1 \\ \text{---} \end{array} \right) \right\rangle_Y,$$

where  $(i, j_1, j_2)$  and  $(i, k_1, k_2)$  are admissible. Therefore, if  $i = 0$ , then  $j_1 = j_2$  and  $k_1 = k_2$ .  $\square$

**Example 4.3** (Handcuff).

$$\begin{aligned} \langle D_2 \rangle_H &= \left\langle \left( \begin{array}{c} \text{---} \quad \text{---} \\ \text{---} \end{array} \right) \right\rangle_H = \left\langle \left( \begin{array}{c} \text{---} \\ \text{---} \end{array} \right) \right\rangle_H \left\langle \left( \begin{array}{c} \text{---} \\ \text{---} \end{array} \right) \right\rangle_H \\ &= \sum_{i=0}^{r-2} \left\langle \left( \begin{array}{c} \text{---} \\ \text{---} \end{array} \right) \right\rangle_i^2 \sum_{j=0}^{r-2} \left\langle \left( \begin{array}{c} \text{---} \\ \text{---} \end{array} \right) \right\rangle_j^2 = \sum_{i=0}^{r-2} \Delta_i^2 \sum_{j=0}^{r-2} \Delta_j^2 = \frac{r^2}{4 \sin^4 \frac{\pi}{r}}. \end{aligned}$$

**Example 4.4** (Handlebody-knot  $4_1$ ).

$$\langle 4_1 \rangle_H = \sum_{\substack{(i,i,k) \\ (j,j,k)}} \Delta_i \Delta_j \Delta_k \left\langle \left( \begin{array}{c} i \quad j \\ \text{---} \quad \text{---} \\ k \end{array} \right) \right\rangle_Y = \sum_{\substack{(i,i,k) \\ (j,j,k)}} \frac{\Delta_i \Delta_j \Delta_k}{\theta(i, i, k) \theta(j, j, k)} \left| \left\langle \left( \begin{array}{c} i \quad j \\ \text{---} \quad \text{---} \\ k \end{array} \right) \right\rangle \right|^2.$$

Here

$$\begin{aligned} \left\langle \left( \begin{array}{c} i \quad j \\ \text{---} \quad \text{---} \\ k \end{array} \right) \right\rangle &\stackrel{(5)}{=} \sum_{\substack{(i,k,l) \\ (j,k,m)}} \frac{\Delta_l \Delta_m}{\theta(i, k, l) \theta(j, k, m)} \left\langle \left( \begin{array}{c} i \quad j \quad k \\ \text{---} \quad \text{---} \quad \text{---} \\ k \quad i \quad m \quad j \end{array} \right) \right\rangle \\ &\stackrel{(2)}{=} \sum_{\substack{(i,k,l) \\ (j,k,m)}} \frac{\Delta_l \Delta_m (\lambda_l^{ik})^{-2} (\lambda_m^{jk})^{-2}}{\theta(i, k, l) \theta(j, k, m)} \left\langle \left( \begin{array}{c} i \quad l \quad j \quad k \\ \text{---} \quad \text{---} \quad \text{---} \\ k \quad i \quad m \quad j \end{array} \right) \right\rangle \\ &\stackrel{(4)}{=} \sum_{\substack{(i,k,l), (j,k,m) \\ (i,i,s), (k,k,s) \\ (j,j,t), (k,k,t)}} \frac{\Delta_l \Delta_m \Delta_s \Delta_t (\lambda_l^{ik})^{-2} (\lambda_m^{jk})^{-2}}{\theta(i, k, l) \theta(j, k, m) \theta(i, i, s) \theta(k, k, s) \theta(j, j, t) \theta(k, k, t)} \\ &\quad \times \begin{bmatrix} i & k & l \\ k & i & s \end{bmatrix} \begin{bmatrix} j & k & m \\ k & j & t \end{bmatrix} \left\langle \left( \begin{array}{c} i \quad s \quad k \\ \text{---} \quad \text{---} \quad \text{---} \\ k \quad k \quad j \quad j \end{array} \right) \right\rangle \end{aligned}$$

$$\begin{aligned}
& \stackrel{(3)}{=} \sum_{\substack{(i,k,l), (j,k,m) \\ (i,i,s), (k,k,s) \\ (j,j,t), (k,k,t)}} \frac{\Delta_l \Delta_m \Delta_s \Delta_t (\lambda_l^{ik})^{-2} (\lambda_m^{jk})^{-2}}{\theta(i, k, l) \theta(j, k, m) \theta(i, i, s) \theta(k, k, s) \theta(j, j, t) \theta(k, k, t)} \\
& \quad \times \begin{bmatrix} i & k & l \\ k & i & s \end{bmatrix} \begin{bmatrix} j & k & t \\ k & j & m \end{bmatrix} \frac{\delta_{ks} \delta_{kt} \theta(i, i, k) \theta(j, j, k)}{\Delta_k^2} \theta(k, k, k) \\
& = \sum_{\substack{(i,k,l), (j,k,m) \\ (i,i,k), (j,j,k) \\ (k,k,k)}} \frac{\Delta_l \Delta_m (\lambda_l^{ik})^{-2} (\lambda_m^{jk})^{-2}}{\theta(i, k, l) \theta(j, k, m) \theta(k, k, k)} \begin{bmatrix} i & k & l \\ k & i & k \end{bmatrix} \begin{bmatrix} j & k & m \\ k & j & k \end{bmatrix}.
\end{aligned}$$

Thus we have

$$\begin{aligned}
\langle 4_1 \rangle_H &= \sum_{\substack{(i,i,k) \\ (j,j,k)}} \frac{\Delta_i \Delta_j \Delta_k}{\theta(i, i, k) \theta(j, j, k)} \\
& \quad \times \left| \sum_{\substack{(i,k,l), (j,k,m) \\ (i,i,k), (j,j,k) \\ (k,k,k)}} \frac{\Delta_l \Delta_m (\lambda_l^{ik})^{-2} (\lambda_m^{jk})^{-2}}{\theta(i, k, l) \theta(j, k, m) \theta(k, k, k)} \begin{bmatrix} i & k & l \\ k & i & k \end{bmatrix} \begin{bmatrix} j & k & m \\ k & j & k \end{bmatrix} \right|^2.
\end{aligned}$$

**4.3. Table of values of  $\langle \cdot \rangle_H$ .** We did numerical calculations of the values of  $\langle \cdot \rangle_H$  for genus 2 irreducible handlebody-knots up to six crossings classified in [4]. The results for  $3 \leq r \leq 10$  are in Table 1. We show them to the sixth decimal places. We comment on some features of Table 1. When  $r = 3$  and 4, all values of  $\langle \cdot \rangle_H$  are the same, 4 and 16 respectively. In case  $r = 3$ , we have the following proposition.

**Proposition 4.5.** *Let  $J$  be a handlebody-link and  $D$  be a diagram of  $J$ . By a crossing change at a crossing point of  $D$ , we have another diagram  $D'$  for a handlebody-link  $J'$ . If  $r = 3$ ,  $\langle J \rangle_H = \langle J' \rangle_H$  i.e.  $\langle \cdot \rangle_H$  can not detect a crossing change. Hence for any  $J$ ,  $\langle J \rangle_H = \langle J_0 \rangle_H = 2^g$ , where  $g$  is the sum of the genera of the components of  $J$  and  $J_0$  is the trivial handlebody-link that has the same genera of the components with  $J$ . The second equation comes from Proposition 4.2 and  $\langle \bigcirc \rangle_H = 2$  when  $r = 3$ .*

*Proof.* Since  $r = 3$ , we have  $I = \{0, 1\}$ ,  $A = e^{\pi i/6}$  and  $\Delta_1 = -1$ . We check that the difference of the values of the Kauffman brackets in the definition of  $\langle \cdot \rangle_H$  for the two diagrams which differ only at a crossing point  $c$  is 0. We focus on the neighborhood of  $c$ . If one color of the two strands of  $c$  is 0, the crossing change causes nothing. Therefore, it is enough to check the case where the both colors are 1.

$$\left\langle \begin{array}{c} \text{---} \\ \diagup \quad \diagdown \\ \text{---} \end{array} \right\rangle \left\langle \begin{array}{c} \text{---} \\ \diagdown \quad \diagup \\ \text{---} \end{array} \right\rangle = A \left\langle \begin{array}{c} \text{---} \\ \text{---} \\ \text{---} \end{array} \right\rangle \left\langle \begin{array}{c} \text{---} \\ \diagup \quad \diagdown \\ \text{---} \end{array} \right\rangle + A^{-1} \left\langle \begin{array}{c} \text{---} \\ \text{---} \\ \text{---} \end{array} \right\rangle \left\langle \begin{array}{c} \text{---} \\ \diagdown \quad \diagup \\ \text{---} \end{array} \right\rangle$$

$$\begin{aligned}
 &= A^2 \left\langle \begin{array}{c} \text{---} \\ \text{---} \end{array} \right\rangle \left\langle \begin{array}{c} \text{---} \\ \text{---} \end{array} \right\rangle + \left\langle \begin{array}{c} \text{---} \\ \text{---} \end{array} \right\rangle \left\langle \begin{array}{c} \text{---} \\ \text{---} \end{array} \right\rangle \\
 &\quad + \left\langle \begin{array}{c} \text{---} \\ \text{---} \end{array} \right\rangle \left\langle \begin{array}{c} \text{---} \\ \text{---} \end{array} \right\rangle + A^{-2} \left\langle \begin{array}{c} \text{---} \\ \text{---} \end{array} \right\rangle \left\langle \begin{array}{c} \text{---} \\ \text{---} \end{array} \right\rangle.
 \end{aligned}$$

Similarly, we have

$$\begin{aligned}
 \left\langle \begin{array}{c} \text{---} \\ \text{---} \end{array} \right\rangle \left\langle \begin{array}{c} \text{---} \\ \text{---} \end{array} \right\rangle &= A^2 \left\langle \begin{array}{c} \text{---} \\ \text{---} \end{array} \right\rangle \left\langle \begin{array}{c} \text{---} \\ \text{---} \end{array} \right\rangle + \left\langle \begin{array}{c} \text{---} \\ \text{---} \end{array} \right\rangle \left\langle \begin{array}{c} \text{---} \\ \text{---} \end{array} \right\rangle \\
 &\quad + \left\langle \begin{array}{c} \text{---} \\ \text{---} \end{array} \right\rangle \left\langle \begin{array}{c} \text{---} \\ \text{---} \end{array} \right\rangle + A^{-2} \left\langle \begin{array}{c} \text{---} \\ \text{---} \end{array} \right\rangle \left\langle \begin{array}{c} \text{---} \\ \text{---} \end{array} \right\rangle.
 \end{aligned}$$

To show the difference between the above two equations is 0, it is sufficient to check that

$$(10) \quad \left\langle \begin{array}{c} \text{---} \\ \text{---} \end{array} \right\rangle \left\langle \begin{array}{c} \text{---} \\ \text{---} \end{array} \right\rangle - \left\langle \begin{array}{c} \text{---} \\ \text{---} \end{array} \right\rangle \left\langle \begin{array}{c} \text{---} \\ \text{---} \end{array} \right\rangle = 0.$$

Using the second relation of the skein space, we smooth all crossings in the outside of the neighborhood of  $c$ . There are four possible cases for the outside arcs which connect the endpoints of the arcs in the neighborhood of  $c$ .

$$\begin{array}{cc}
 \left\langle \begin{array}{c} \text{---} \\ \text{---} \end{array} \right\rangle \left\langle \begin{array}{c} \text{---} \\ \text{---} \end{array} \right\rangle, & \left\langle \begin{array}{c} \text{---} \\ \text{---} \end{array} \right\rangle \left\langle \begin{array}{c} \text{---} \\ \text{---} \end{array} \right\rangle, \\
 \left\langle \begin{array}{c} \text{---} \\ \text{---} \end{array} \right\rangle \left\langle \begin{array}{c} \text{---} \\ \text{---} \end{array} \right\rangle, & \left\langle \begin{array}{c} \text{---} \\ \text{---} \end{array} \right\rangle \left\langle \begin{array}{c} \text{---} \\ \text{---} \end{array} \right\rangle.
 \end{array}$$

For any case, the difference of the numbers of the circles in Eq. (10) is even. Since  $\Delta_1 = -1$ , Eq. (10) holds.  $\square$

Comparing  $4_1$  and  $5_2$ , the values are the same up to  $r = 7$  and differ after that. We do not know when values of two handlebody-links begin to differ. In the table, there are four sets we could not distinguish by our invariants for  $r \leq 10$ . These sets are  $\{5_1, 5_2, 6_4, 6_{13}\}$ ,  $\{5_3, 6_2\}$ ,  $\{6_5, 6_6\}$  and  $\{6_{14}, 6_{15}\}$ . There are two relations of handlebody-links that  $\langle \cdot \rangle_H$  cannot detect.

**Proposition 4.6.** *Let  $J_1$  and  $J_2$  be two handlebody-links and  $D_1$  and  $D_2$  be their diagrams. If  $D_1$  is divided into two parts by a simple circle that intersects  $D_1$  at at most three points and  $D_1$  changes to  $D_2$  by taking the mirror image of one of the parts, then  $\langle J_1 \rangle_H = \langle J_2 \rangle_H$ .*

r	0 <sub>1</sub>	4 <sub>1</sub>	5 <sub>1</sub>	5 <sub>2</sub>	5 <sub>3</sub>	5 <sub>4</sub>
3	4	4	4	4	4	4
4	16	16	16	16	16	16
5	52.360679	84.721359	32.360679	84.721359	64.721359	84.721359
6	144	216	144	216	144	144
7	345.654799	499.485657	376.122887	499.485657	351.689378	567.946830
8	746.038672	1364.077344	927.058008	1364.077344	799.058008	1982.116016
9	1479.852018	4090.669434	1387.831255	2578.238436	1719.664275	4393.545672
10	2741.640786	8429.906831	2618.033989	4636.067977	3218.033989	10319.349550
r	6 <sub>1</sub>	6 <sub>2</sub>	6 <sub>3</sub>	6 <sub>4</sub>	6 <sub>5</sub>	6 <sub>6</sub>
3	4	4	4	4	4	4
4	16	16	16	16	16	16
5	64.721359	64.721359	44.721359	32.360679	64.721359	64.721359
6	144	144	144	144	144	144
7	406.590975	351.689378	302.822359	376.122887	351.689378	351.689378
8	1108.077344	799.058008	543.058008	927.058008	799.058008	799.058008
9	2323.704917	1719.664275	1127.311315	1387.831255	1719.664275	1719.664275
10	4712.461179	3218.033989	2200	2618.033989	3218.033989	3218.033989
r	6 <sub>7</sub>	6 <sub>8</sub>	6 <sub>9</sub>	6 <sub>10</sub>	6 <sub>11</sub>	6 <sub>12</sub>
3	4	4	4	4	4	4
4	16	16	16	16	16	16
5	57.082039	44.721359	77.082039	97.082039	44.721359	64.721359
6	144	144	216	144	144	144
7	638.798446	401.751619	544.708542	420.150550	272.354271	628.883006
8	1214.116016	980.077343	1470.116016	1470.116016	415.058008	1108.077344
9	2011.724100	1774.998117	2568.781545	2753.108230	1004.001433	2131.161018
10	3905.572809	2923.606798	4970.820393	5912.461179	2200	4388.854382
r	6 <sub>13</sub>	6 <sub>14</sub>	6 <sub>15</sub>	6 <sub>16</sub>		
3	4	4	4	4		
4	16	16	16	16		
5	84.721359	84.721359	84.721359	64.721359		
6	216	288	288	144		
7	499.485657	721.777687	721.777687	872.259607		
8	1364.077344	1982.116016	1982.116016	2706.193359		
9	2578.238436	3879.598459	3879.598459	3367.578579		
10	4636.067977	7577.708764	7577.708764	5018.033989		

TABLE 1. The values of  $\langle \cdot \rangle_H$ .

*Proof.* From Eqs. (5) and (8), we have the following two relations of the Kauffman bracket for parts of diagrams:

$$(11) \quad \left\langle \begin{array}{c} i \\ \hline \square \\ \hline j \end{array} \right\rangle = \frac{\delta_{ij}}{\Delta_i} \left\langle \begin{array}{c} \cup \\ \hline i \end{array} \right\rangle \left\langle \begin{array}{c} \cup \\ \hline i \end{array} \right\rangle.$$

$$(12) \quad \left\langle \begin{array}{c} i \\ j \text{ | } \\ k \text{ | } \end{array} \right\rangle = \frac{1}{\theta(i, j, k)} \left\langle \begin{array}{c} i \\ j \text{ | } \\ k \text{ | } \end{array} \right\rangle \left\langle \begin{array}{c} i \\ j \text{ | } \\ k \text{ | } \end{array} \right\rangle.$$

We prove the case where a simple circle intersects diagrams at two points. We have

$$\begin{aligned} & \left\langle \begin{array}{c} A \text{ --- } i \text{ --- } B \\ j \end{array} \right\rangle \left\langle \begin{array}{c} \bar{A} \text{ --- } i \text{ --- } \bar{B} \\ j \end{array} \right\rangle \\ &= \frac{1}{N^2} \left\langle \begin{array}{c} A \text{ --- } i \text{ --- } B \\ j \end{array} \right\rangle \left\langle \begin{array}{c} \bar{A} \text{ --- } i \text{ --- } \bar{B} \\ j \end{array} \right\rangle \\ &\stackrel{(11)}{=} \frac{1}{N^2} \frac{\delta_{ij}}{\Delta_i^2} \left\langle \begin{array}{c} A \text{ --- } i \text{ --- } B \\ j \end{array} \right\rangle \left\langle \begin{array}{c} \bar{A} \text{ --- } i \text{ --- } \bar{B} \\ j \end{array} \right\rangle \\ &= \frac{1}{N^2} \frac{\delta_{ij}}{\Delta_i^2} \left\langle \begin{array}{c} A \text{ --- } i \text{ --- } \bar{B} \\ j \end{array} \right\rangle \left\langle \begin{array}{c} \bar{A} \text{ --- } i \text{ --- } B \\ j \end{array} \right\rangle \\ &\stackrel{(11)}{=} \frac{1}{N^2} \left\langle \begin{array}{c} A \text{ --- } i \text{ --- } \bar{B} \\ j \end{array} \right\rangle \left\langle \begin{array}{c} \bar{A} \text{ --- } i \text{ --- } B \\ j \end{array} \right\rangle \\ &= \left\langle \begin{array}{c} A \text{ --- } i \text{ --- } \bar{B} \\ j \end{array} \right\rangle \left\langle \begin{array}{c} \bar{A} \text{ --- } i \text{ --- } B \\ j \end{array} \right\rangle, \end{aligned}$$

where the third equation holds because of the relation of the Kauffman bracket  $\langle D \sqcup D' \rangle = \langle D \rangle \langle D' \rangle$ . This equation implies the required equation. The other cases are proved similarly. In the 0 point case, diagrams are disjoint. The 1 point case is by using Proposition 4.2. The 3 point case is by using Eq. (12).  $\square$

**Proposition 4.7.** *Let  $J$  be a handlebody-link and  $\Gamma$  be a spatial trivalent graph that represents  $J$ . If  $\Gamma$  has a loop edge that does not knot, we have another trivalent graph  $\Gamma'$  by adding a full twist to the strands that pass through the loop edge. Let  $J'$  be a handlebody-link that  $\Gamma'$  represents, then  $\langle J \rangle_H = \langle J' \rangle_H$ .*

*Proof.* This proposition is a corollary of Theorem 5.1 because  $J$  and  $J'$  have the homeomorphic exteriors.  $\square$

By some changes of diagrams, we see that the pairs  $\{5_3, 6_2\}$ ,  $\{6_5, 6_6\}$  and  $\{6_{14}, 6_{15}\}$  are related by the relation in Proposition 4.6 and the pairs  $\{5_1, 6_4\}$  and  $\{5_2, 6_{13}\}$  are related by the relation in Proposition 4.7. But the difference of pairs between  $\{5_1, 6_4\}$  and  $\{5_2, 6_{13}\}$  has not been related by the relations above.

## 5. THE IDENTIFICATION OF $\langle \cdot \rangle_H$ WITH THE WRT INVARIANTS

In this section, we show that our invariants  $\langle \cdot \rangle_H$  for handlebody-links coincide with special cases of the WRT invariants [9] (see also [1, 8]) for closed oriented 3-manifolds.

**Theorem 5.1.** *Let  $J$  be a handlebody-link and  $E(J)$  be the exterior of  $J$  in  $S^3$ . We take the double  $B_{E(J)}$  of the exterior i.e. the space made by gluing boundaries of two copies of*

$E(J)$  by the natural orientation reversing homeomorphism. Then the following equation holds:

$$\langle J \rangle_H = N^{\frac{g-l}{2}+1} Z_{\text{WRT}}(B_{E(J)}),$$

where  $Z_{\text{WRT}}(\cdot)$  denotes the WRT invariants,  $N$  is the value of the Kauffman bracket of the trivial circle with  $\Omega$ ,  $g$  is the sum of the genera of the components of  $J$  and  $l$  is the number of components of  $J$ .

In the rest of this section, we prove this theorem.

**5.1. The WRT invariants.** We review a definition of the WRT invariants for closed oriented 3-manifolds. The WRT invariants can be calculated via *Kirby diagrams*. Let  $M$  be a closed oriented 3-manifold. A Kirby diagram  $L_M$  of  $M$  is a diagram of a framed link in  $S^3$  on which the surgery makes  $M$ . In this paper, we use the blackboard framing to express framings of Kirby diagrams. It is well known that two Kirby diagrams representing the same closed manifold are transformed from one to another by a sequence of four moves RII, RIII, KI and KII. The moves RII and RIII are the second and third Reidemeister moves in Sec. 2. The KI move is adding a disjoint  $\pm 1$  framed trivial component to diagrams or its inverse move i.e. removing a  $\pm 1$  framed trivial component that is disjoint from the other components. The KII move is a band-sum of one component of a diagram and a parallel copy of another component of the diagram.

**Definition 5.2** (WRT invariants). Let  $M$  be a closed oriented 3-manifold and  $L_M$  be its Kirby diagram. Fix an integer  $r \geq 3$  and we use the notations of Sec. 4. Let  $\Omega L_M$  be the diagram derived by inserting  $\Omega$  in each component of  $L_M$  along its framing. The WRT invariants  $Z_{\text{WRT}}(\cdot)$  are defined by the following equation:

$$Z_{\text{WRT}}(M) := N^{-\frac{t+1}{2}} \kappa^{-\sigma(L_M)} \langle \Omega L_M \rangle,$$

where  $t$  is the number of the components of  $L_M$ ,  $N = \langle \Omega \bigcirc \rangle$ ,  $\kappa = \exp(i\pi(r-2)(3-2r)/4r)$  and  $\sigma(L_M)$  is the signature of the linking matrix of  $L_M$  which is the symmetric matrix whose  $(i, j)$  entry ( $i \neq j$ ) is the linking number of the  $i$ th and  $j$ th components and the  $(i, i)$  entry is the framing of the  $i$ th component. This value is invariant under the four moves RII, RIII, KI and KII.

**5.2. Proof of Theorem 5.1.** Let  $J$  be a handlebody-link and  $\Gamma$  be a spatial graph which represents  $J$  such that each component of  $\Gamma$  is a bouquet graph (i.e. a graph with just one vertex) or a circle. By adding new edges as Eq. (1), we expand the vertices of  $\Gamma$  and have a spatial trivalent graph  $\Gamma'$ . Using Eqs. (5) and (8), we have the following relation for the Kauffman bracket.

$$\left\langle \begin{array}{c} \overline{i_1} \\ \overline{i_2} \\ \vdots \\ \overline{i_k} \end{array} \right\rangle = \sum_{x_1, x_2, \dots, x_l} \frac{\Delta_{x_1} \Delta_{x_2} \cdots \Delta_{x_l}}{\theta(i_1, i_2, x_1) \cdots \theta(x_l, i_{k-1}, i_k)} \left\langle \begin{array}{c} \overline{i_1} \\ \overline{i_2} \\ \vdots \\ \overline{i_k} \end{array} \right\rangle,$$

where  $4 \leq k$  and  $l = k - 3$ . Let  $D_{\Gamma'}$  be a diagram of  $\Gamma'$ . The product of the Kauffman brackets of  $D_{\Gamma'}$  and  $\overline{D_{\Gamma'}}$  with some colors in the definition of  $\langle J \rangle_H$  is equal to the Kauffman



bracket of the disjoint union of  $D_{\Gamma'}$  and  $\overline{D_{\Gamma'}}$ :

$$\langle D_{\Gamma'}(i_1, \dots, i_n) \rangle \langle \overline{D_{\Gamma'}(i_1, \dots, i_n)} \rangle = \langle D_{\Gamma'}(i_1, \dots, i_n) \sqcup \overline{D_{\Gamma'}(i_1, \dots, i_n)} \rangle.$$

We add new  $l$  trivial  $\Omega$  circles to the diagram at a cost of  $N^{-l}$  where  $l$  is the number of components of  $J$ . Using the above relation with the  $\Omega$  circles at expanded vertices of  $\langle D_{\Gamma'}(i_1, \dots, i_n) \sqcup \overline{D_{\Gamma'}(i_1, \dots, i_n)} \rangle$  and Eq. (11) to circle components, it changes to the Kauffman bracket of a diagram of the symmetric framed link  $\langle S_{\Gamma}(j_1, \dots, j_m) \rangle$  with remaining colors  $(j_1, \dots, j_m)$  and  $\Omega$  in “vertical” circles.  $S_{\Gamma}$  consists of only circles (Fig. 7). Then

$$\langle J \rangle_H = N^{-l} \sum_{j_1, \dots, j_m} \prod_{k=1}^m \Delta_{j_k} \langle S_{\Gamma}(j_1, \dots, j_m) \rangle = N^{-l} \langle \Omega S_{\Gamma} \rangle,$$

where the second equation comes from the definition of  $\Omega$ . Using Eq. (9), one of the “vertical”  $\Omega$  circles can be taken away by sliding over other “vertical”  $\Omega$  circles. Therefore,  $N^{-l} \langle \Omega S_{\Gamma} \rangle = N^{-(l-1)} \langle \Omega S'_{\Gamma} \rangle$ , where  $S_{\Gamma}$  changed to  $S'_{\Gamma}$  by taking away a “vertical” circle (Fig. 7). Since the diagram  $S'_{\Gamma}$  is symmetric, the signature  $\sigma(S'_{\Gamma})$  of the linking matrix of  $S'_{\Gamma}$  is 0. The number  $m$  is equal to the sum  $g$  of the genera of the components of  $J$ . Then the number of the components of  $S'_{\Gamma}$  is equal to  $g + l - 1$ . We assume that  $S'_{\Gamma}$  is a Kirby diagram for  $B_{E(J)}$ . Then the difference of the exponents of  $N$  between  $\langle J \rangle_H$  and  $Z_{\text{WRT}}(B_{E(J)})$  is  $-(l-1) - (-\frac{g+l-1+1}{2}) = \frac{g-l}{2} + 1$ .

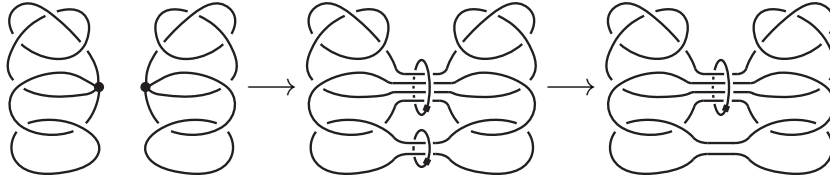
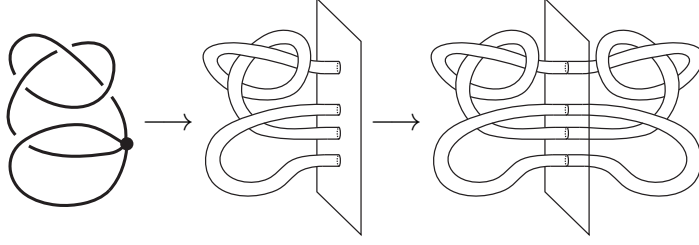


FIGURE 7.  $\Gamma$ ,  $S_{\Gamma}$  and  $S'_{\Gamma}$ .

We finally check that the diagram  $S'_{\Gamma}$  is a Kirby diagram for the double space  $B_{E(J)}$  of the exterior of the handlebody-link  $J$  in  $S^3$ . First, we check the case where  $J$  is a handlebody-knot. We consider the exterior  $E(J)(= E(\Gamma))$  as a 3-ball  $B^3$  which is the complement in  $S^3$  of the neighborhood of the vertex of  $\Gamma$  with tunnels along the edges of  $\Gamma$ . The exterior  $E(\bar{J})(= E(\bar{\Gamma}))$  of the mirror image of  $J$  is also regarded in the same way.  $S^3(= \mathbb{R}^3 \cup \{\infty\})$  is divided into two 3-balls:  $S^3 = \{x \leq 0\} \cup \{0 \leq x\}$ , where we use a coordinate of  $\mathbb{R}^3$ . We identify the 3-ball of  $E(J)$  with  $\{x \leq 0\}$  and the 3-ball of  $E(\bar{J})$  with  $\{0 \leq x\}$  and then glue the surfaces of the 3-balls naturally so that the ends of the corresponding tunnels of  $E(J)$  and  $E(\bar{J})$  are identified and the result is the exterior space  $E(S'_{\Gamma})$  of the framed link that  $S'_{\Gamma}$  represents (Fig. 8). In this case,  $S'_{\Gamma}$  has no “vertical” circle. The space made from  $E(S'_{\Gamma})$  by gluing corresponding points on the tunnel surfaces of  $E(J)$  and  $E(\bar{J})$  is the double space  $B_{E(J)}$  of the exterior of  $J$ . The surgery on the framed link that  $S'_{\Gamma}$  represents is gluing  $m D^2 \times S^1$ 's to the surfaces of  $E(S'_{\Gamma})$  so that the

FIGURE 8.  $\Gamma$ ,  $E(\Gamma)$  and  $E(S'_\Gamma)$ .

boundary of each disc  $D^2$  of  $D^2 \times S^1$  coincides with a longitude line of the surface along the framing. In this case, the framing of each component is 0 and gluing the discs to the surfaces of  $E(S'_\Gamma)$  is equal to gluing the corresponding surface points of the tunnels of  $E(J)$  and  $E(\bar{J})$ . Therefore, the result of the surgery is the double space  $B_{E(J)}$ .

Next, we check the case where  $J$  is a handlebody-link whose number of components is more than 1. We see the surgery on a “vertical” circle. Assume that the “vertical” circle is in the plane  $\{x = 0\}$  in  $S^3$ . The surgery on the circle is removing the neighborhood of the circle from  $S^3$  and refilling the hole with  $D^2 \times S^1$  so that the boundary of each disc  $D^2$  coincides with the 0 framing longitude of the hole. We divide  $S^3$  and  $D^2 \times S^1$  into two parts:  $S^3 = \{x \leq 0\} \cup \{0 \leq x\}$  and  $D^2 \times S^1 = D^2 \times I \cup D^2 \times I$ , where  $I$  is the unit interval. We can see the surgery as the operation first gluing the two  $D^2 \times I$ 's to  $\{x \leq 0\}$  and  $\{0 \leq x\}$  along annuli where the “vertical” circle was removed and then gluing  $\{x \leq 0\} \cup D^2 \times I$  and  $D^2 \times I \cup \{0 \leq x\}$  as in Fig. 9, where in the fourth figure an inside surface is glued to another inside surface and an outside surface is glued to another outside surface. Then we consider the surgery on  $S'_\Gamma$ . We place the framed link

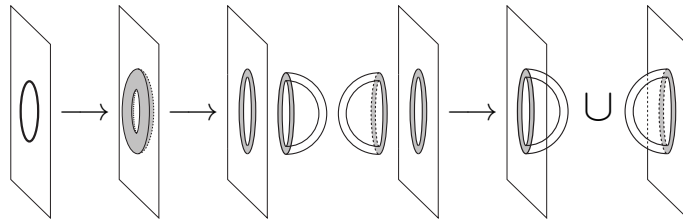


FIGURE 9. The surgery on a “vertical” circle.

that  $S'_\Gamma$  represents in a symmetric position with respect to the plane  $\{x = 0\}$  in  $S^3$  such that the “vertical” circles are in the plane  $\{x = 0\}$ . Let  $E(S'_\Gamma)_-$  be the intersection  $E(S'_\Gamma) \cap \{x \leq 0\}$  and  $E(S'_\Gamma)_+$  be  $E(S'_\Gamma) \cap \{0 \leq x\}$ . We do the surgery by attaching some  $D^2 \times I$ 's to  $E(S'_\Gamma)_-$  and  $E(S'_\Gamma)_+$  along annuli where the “vertical” circles were removed and then gluing the corresponding surfaces of  $E(S'_\Gamma)_- \cup \{D^2 \times I\}$ 's and  $E(S'_\Gamma)_+ \cup \{D^2 \times I\}$ 's (Fig. 10). The spaces  $E(S'_\Gamma)_- \cup \{D^2 \times I\}$ 's and  $E(S'_\Gamma)_+ \cup \{D^2 \times I\}$ 's are equal to  $E(J)$  and  $E(\bar{J})$  respectively (Fig. 10 (right)). Therefore, the result of the surgery on  $S'_\Gamma$  is the

double space  $B_{E(J)}$  of the exterior of the handlebody-link  $J$ . This completes the proof of Theorem 5.1.

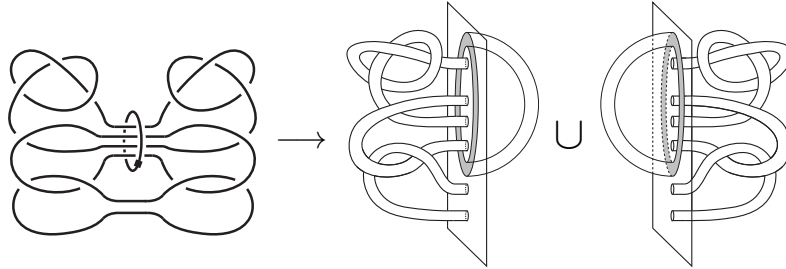


FIGURE 10. The surgery on  $S'_\Gamma$ .

#### ACKNOWLEDGMENTS

The authors would like to thank Atsushi Ishii for his helpful comments. The second author was partly supported by JSPS KAKENHI Grant Number 22540236, 23340115.

#### REFERENCES

- [1] J. W. Barrett, J. M. García-Islas and J. F. Martins *Observables in the Turaev-Viro and Crane-Yetter models*, J. Math. Phys. **48** 093508 (2007), 18 pp, doi:10.1063/1.2759440.
- [2] A. Ishii *Moves and invariants for knotted handlebodies*, Algebr. Geom. Topol. **8** (2008), 1403-1418.
- [3] A. Ishii and M. Iwakiri *Quandle cocycle invariants for spatial graphs and knotted handlebodies*, Canad. J. Math. **64** (2012), 102-122.
- [4] A. Ishii, K. Kishimoto, H. Moriuchi and M. Suzuki *A table of genus two handlebody-knots up to six crossings*, J. Knot Theory Ramifications **21** (2012), 1250035, 9 pp.
- [5] A. Ishii and A. Masuoka *Handlebody-knot invariants derived from unimodular Hopf algebras*, preprint arXiv:1307.5632.
- [6] L. H. Kauffman and S. L. Lins *Temperley-Lieb recoupling theory and invariants of 3-manifolds*, Annals of Mathematics Studies, **134** (1994), Princeton University Press, Princeton.
- [7] S. Kinoshita *On elementary ideals of polyhedra in the 3-sphere*, Pacific J. Math. **42** (1972), 89-98.
- [8] W. B. Lickorish *An introduction to knot theory*, Graduate Texts in Mathematics, **175** (1997), Springer-Verlag, NY.
- [9] N. Reshetikhin and V. G. Turaev *Invariants of 3-manifolds via link polynomials and quantum groups*, Invent. Math. **103** (1991), 547-597.
- [10] S. Suzuki *On linear graphs in 3-sphere*, Osaka J. Math. **7** (1970), 375-396.
- [11] Y. Yokota *Topological invariants of graphs in 3-space*, Topology **35** (1996), 77-87.

DEPARTMENT OF MATHEMATICS, FUNDAMENTAL SCIENCE AND ENGINEERING, WASEDA UNIVERSITY, 3-4-1OKUBO, SHINJUKU-KU, TOKYO 169-8555, JAPAN

*E-mail address*, Jun Murakami: [murakami@waseda.jp](mailto:murakami@waseda.jp)

*E-mail address*, Atsuhiko Mizusawa: [a.mizusawa@aoni.waseda.jp](mailto:a.mizusawa@aoni.waseda.jp)