

Production of multi-strange baryons in 7 TeV proton-proton collisions with ALICE*

ANTONIN MAIRE[†], FOR THE ALICE COLLABORATION

Institut Pluridisciplinaire Hubert Curien, Strasbourg, France

In the perspective of comparisons between proton-proton and heavy-ion physics, understanding the production mechanisms (soft and hard) in pp that lead to strange particles is of importance. Measurements of charged multi-strange (anti-)baryons (Ω^\pm and Ξ^\pm) are presented for pp collisions at $\sqrt{s} = 7$ TeV. This report is based on results obtained by ALICE (A Large Ion Collider Experiment) from the 2010 data-taking.

Taking advantage of the characteristic cascade-decay topology, the identification of Ξ^- , Ξ^+ , Ω^- and $\bar{\Omega}^+$ can be performed, over a wide range of momenta (e.g. from 0.6 to 8.5 GeV/c for Ξ^- , with the present statistics analysed). The production at central rapidity ($|y| < 0.5$) as a function of transverse momentum, $d^2N/dp_t dy$, is presented. These results are compared to PYTHIA Perugia 2011 predictions.

PACS numbers: 12.38.Qk, 13.85.Ni, 14.20.Jn, 25.75.Dw

1. Introduction

In heavy-ion (A–A) as well as in proton-proton (pp) collisions, the measurements related to strange hadrons constitute unique tools to study the physics of the strong interaction. In this respect, given their strangeness content, the charged multi-strange baryons – $\Xi^-(dss)$, $\Xi^+(\bar{d}\bar{s}\bar{s})$, $\Omega^-(sss)$, $\bar{\Omega}^+(\bar{s}\bar{s}\bar{s})$ – are of certain importance. The interest in strangeness and specifically in Ξ and Ω can be explained mainly by two reasons :

- the initial system formed by the projectiles is free from strange valence quarks, thus the strange quarks that compose the strange hadrons of the final state have to be produced during the process of the collisions;

* Presented at Strangeness In Quark Matter 2011, 18-24 Sept. 2011, Krakow.

[†] Now at Physikalisches Institut, Universität Heidelberg, Germany.

- due to the identification via weak-decay topology reconstruction, the multi-strange baryons can be studied over a large momentum range, typically from $p_t \approx 0.5$ GeV/ c up to ≈ 10 GeV/ c . The resulting p_t spectra then cover the region dominated by the soft processes and reach the energy scale where hard scattering mechanisms may prevail.

A significant part of the investigation in A–A physics depends on our understanding of the production mechanisms (soft and hard) in the pp system, meaning as they occur in the benchmark system. The measurement of multi-strange particle spectra in pp collisions is the topic of this report.

2. Data analysis

2.1. Data collection and detector setup

The data presented here are from a minimum bias (MB) sample of pp collisions at $\sqrt{s} = 7$ TeV, collected at the LHC [1] with the ALICE experiment [2] during summer 2010. The entire statistics presently analysed stands for about 165×10^6 MB interactions.

The study makes use of the two ALICE main tracking detectors placed at mid-rapidity, covering the full azimuth : the Inner Tracking System, composed of 6 cylindrical layers of high-resolution silicon detectors [3], and the cylindrical Time Projection Chamber (TPC) [4].

2.2. Topological reconstruction and signal extraction

The multi-strange hadron identification is performed using a combination of displaced-vertex finding, invariant mass analysis and particle identification (PID) method at the single track level (in this analysis, compatibility selection based on the energy loss measurements from the TPC).

The reconstruction of the Ξ^- , Ξ^+ , Ω^- , $\bar{\Omega}^+$ particles hinges on their respective charged weak decays, the so-called *cascade* structures. For each species of interest, the main characteristics and utilized decay channels are listed in Table 1. The anti-baryons are similarly reconstructed via the decay channel involving the charge conjugates.

Particles	mass (MeV/ c^2)	$c.\tau$ (cm)	charged decay channel	B.R.
Λ (uds)	1115.7	7.89	$\Lambda \rightarrow p + \pi^-$	63.9%
Ξ^- (dss)	1321.7	4.91	$\Xi^- \rightarrow \Lambda + \pi^-$	99.9%
Ω^- (sss)	1672.5	2.46	$\Omega^- \rightarrow \Lambda + K^-$	67.8%

Table 1. Main characteristics of the reconstructed particles [5].

The guidelines of the reconstruction algorithm, consisting of pairing a Λ or $\bar{\Lambda}$ baryon with an additional particle ($V0$ structure combined with a so-called *bachelor* track), are sketched in [6] and detailed in [7]. The protocol to extract the signal counts per p_t interval (bin) is also presented in [7].

3. Results

3.1. Corrected p_t spectra

Due to the large statistics available for the 7 TeV pp data sample, Ξ^- and Ξ^+ but also Ω^- and $\bar{\Omega}^+$ can be studied distinctively. At central rapidity ($|y| < 0.5$), the overall raw signal amounts to about 105×10^3 counts for Ξ^- , as well as for Ξ^+ , and about 5×10^3 counts for Ω^- as well as for its anti-particle.

The upper part of the Figure 1 shows the four corrected spectra. They are normalised to the number of inelastic events (INEL). Both Ξ spectra range from $p_t = 0.6$ GeV/c to 8.5 GeV/c, while the Ω spectra are measured between 0.8 GeV/c and 5.0 GeV/c. In order to extract the integrated yields, the data points are fitted with a Tsallis function [7]. The fits result in a good description of data (χ^2/NDF close to unity) and are further used to extrapolate the spectra in the non-measured low p_t region ($\approx 22\%$ of the total dN/dy for Ξ^- or Ξ^+ , $\approx 26\%$ for Ω^- or $\bar{\Omega}^+$).

Note that, provided the difference in the normalisation scheme chosen by ALICE (INEL) and CMS (Non-Single Diffractive, NSD) [8]¹, the $(\Xi^- + \Xi^+)$ spectra by both experiments are found to be in agreement within the limit of uncertainties.

3.2. Comparison to PYTHIA Perugia 2011

A significant part of our understanding of pp collisions is based on description by the Monte Carlo models (MC). This is especially the case in the *soft* regime ($p_t < 2$ -3 GeV/c). The confrontation with experimental measurements is necessary, as it spurs further improvements of such phenomenological approaches.

The lower part of the Figure 1 shows the ratio between data and MC predictions. The data are here compared to the tune Perugia 2011 (tune S350 [10]) of the PYTHIA model [11]. Although this specific tune provides an improved description of data with respect to earlier tunes (tunes Z2 and Perugia 0) [12], it can still be seen that MC underestimates the measured spectra, up to a factor ~ 2 for the charged Ξ , ~ 5 for the Ω . However it should be noted for Ξ^- (Ξ^+) that there is an agreement between MC

¹ The NSD cross-section stands for about 80 % of the total INEL one [9].

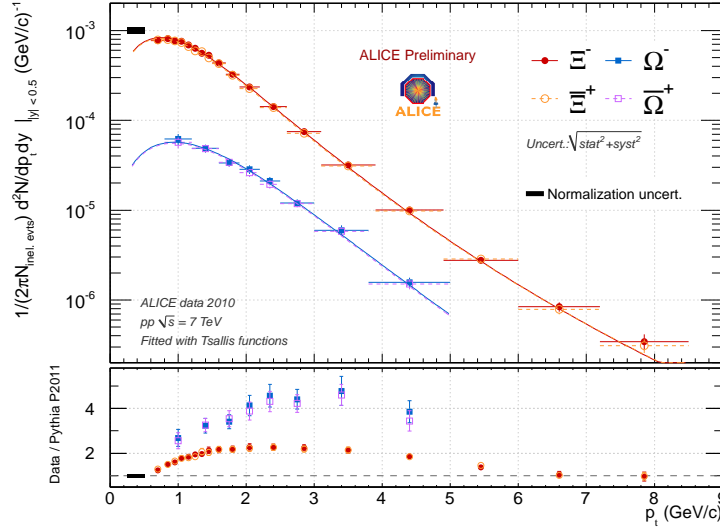


Fig. 1. Corrected spectra $d^2N/dp_t dy$ as a function of transverse momentum, for Ξ^- , Ξ^+ , Ω^- , Ω^+ measured at central rapidity ($|y| < 0.5$) in pp inelastic events at $\sqrt{s} = 7$ TeV. The upper panel shows the corrected spectra for the four different species together with their fits by a Tsallis function. The lower panel presents the ratio between the measured data and the predictions returned by the tune Perugia 2011 (P2011) of PYTHIA.

and data at $p_t > 6$ GeV/c, where the fragmentation regime may already be reached.

The Figure 2 provides another viewpoint on the comparison of data to MC. It computes the ratio of $(\Omega^- + \Omega^+)$ to $(\Xi^- + \Xi^+)$ as a function of p_t . As before, it can be noted the model tends to underpredict the particle ratio, by a factor ~ 2 . Regarding the data ratio itself, it turns out the ratio first rises with p_t , before seemingly saturating at a value of 0.15, which could suggest that the hierarchy between Ω and Ξ production becomes constant at high p_t .

3.3. Mean p_t for identified particles

The Figure 3 presents the ALICE preliminary values obtained for the mean p_t ($\langle p_t \rangle$) of various identified particles, as measured in pp collisions at 7 TeV. For comparison, the data are plotted together with results published by ALICE for pp data at $\sqrt{s} = 0.9$ TeV [7, 13] as well as by STAR for the central Au–Au collisions at $\sqrt{s_{NN}} = 0.2$ TeV [14]. For a given particle studied in pp collisions, it appears that the $\langle p_t \rangle$ rises with \sqrt{s} . At $\sqrt{s} = 7$ TeV,

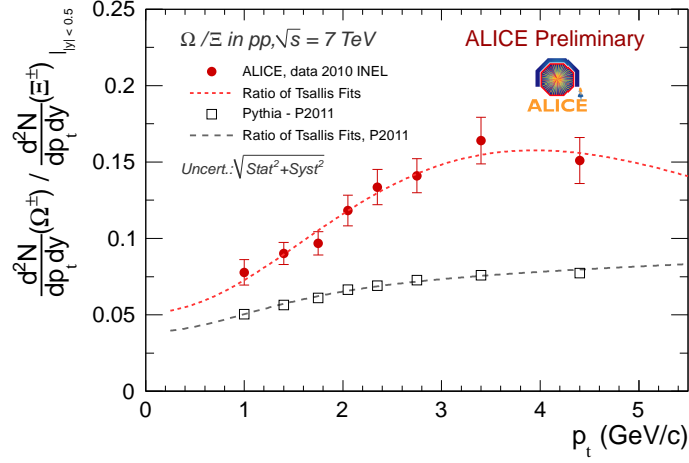


Fig. 2. Ratio of $d^2N/dp_t dy$ between $(\Omega^- + \bar{\Omega}^+)$ and $(\Xi^- + \bar{\Xi}^+)$ as a function of transverse momentum, for pp collisions at $\sqrt{s} = 7$ TeV. The ratio is given for ALICE data as well as PYTHIA Perugia 2011 (P2011). As a consistency check, the ratio of the Tsallis functions fitted to the data or to the model predictions is also shown.

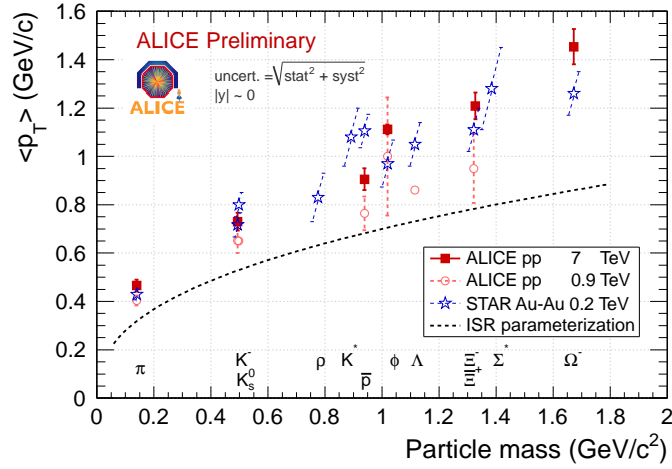


Fig. 3. Mean p_t values ($\langle p_t \rangle$) for different species identified by the ALICE experiment in pp collisions, at $\sqrt{s} = 0.9$ [7, 13] and 7 TeV. These pp values are compared to the ISR parametrisation (performed from the π , K, p species in pp collisions at $\sqrt{s} = 0.025$ TeV) and STAR measurements in central Au–Au collisions at $\sqrt{s_{NN}} = 0.2$ TeV [14].

the pp data come to reach the values obtained in the most central A–A collisions at RHIC, raising the question of the physical similarities between these different systems at different energies.

4. Summary

With the results presented in this report, the ALICE experiment provides the first LHC measurement of Ω^- and $\overline{\Omega}^+$ at central rapidity. Together with Ξ^- and Ξ^+ results, it actually enables an extension of the excitation function in a pp system. This is of importance to define the pp baseline necessary for the studies related to the so-called *strangeness enhancement* [15]. Besides, although the tune Perugia 2011 is a priori the current most suitable PYTHIA tune for the description of hyperons in pp collisions at LHC energies, it is observed that it underestimates the data at intermediate p_t .

REFERENCES

- [1] L. Evans and P. Bryant. *JINST*, 3(S08001).
- [2] K. Aamodt *et al.* (ALICE Collaboration). *JINST*, 3(S08002).
- [3] K. Aamodt *et al.* (ALICE Collaboration). *JINST*, 5(P03003).
- [4] J. Alme *et al.* (ALICE TPC Collaboration). *NIM A*, 622(1):316–367.
- [5] K. Nakamura *et al.* (Particle Data Group). *J. Phys. G*, 37(075021).
- [6] A. Maire (for the ALICE Collaboration). *J. Phys.: Conf. Ser.*, 270(012020).
- [7] K. Aamodt *et al.* (ALICE Collaboration). *EPJC*, 71(3):1594.
- [8] V. Khachatryan *et al.* (CMS Collaboration). *JHEP*, 05(064).
- [9] M. Poghosyan (for the ALICE Collaboration). *J. Phys. G*, 38(124044).
- [10] P. Z. Skands. *Phys. Rev. D*, 82(074018), arXiv:1005.3457.
- [11] T. Sjöstrand, S. Mrenna and P. Skands. *JHEP*, 05(026).
- [12] D. Dobrigkeit Chinellato (for the ALICE collaboration). *J. Phys. G*, 38(124079).
- [13] K. Aamodt *et al.* (ALICE Collaboration). *EPJC*, 71(6):1655.
- [14] B. Abelev *et al.* (STAR Collaboration). *Phys. Rev. C*, 75(064901).
- [15] M. Nicassio (for the ALICE Collaboration), *these proceedings*.