

Minimum Average Distance Triangulations

László Kozma
 Universität des Saarlandes
 Saarbrücken, Germany
 kozma@cs.uni-saarland.de

Abstract

We study the problem of finding a triangulation T of a planar point set S such that the expected distance between two points x and y chosen uniformly at random from S is minimized. By distance we mean the shortest path length between x and y along edges of T . The length of a path is the sum of the weights of the edges contained in it. Edge weights are assumed to be given as part of the problem for every pair of distinct points $(x, y) \in S^2$.

In a different variant of the problem, the points are vertices of a simple polygon and we look for a triangulation of the interior of the polygon that is optimal in the same sense.

We prove that a general formulation of the problem in which the weights are arbitrary positive numbers is strongly NP-complete, both for point sets and for polygons. For the case when all the weights are equal we give polynomial-time algorithms. In the end we mention several open problems.

1 Introduction

Given a set of n points in the plane $S = \{p_1, \dots, p_n\}$, and weights $w : S^2 \rightarrow \mathbb{R}$ we want to find a geometric, crossing-free graph T having the points in S as vertices, with edge weights given by w , such that the expected distance between two points chosen uniformly at random from S is as small as possible. By *distance* we mean the length of the shortest path along T and we denote this by d_T . Since adding an edge cannot increase any of the distances, it is sufficient to consider maximal crossing-free graphs, *i.e.* triangulations. We call this the MINIMUM AVERAGE DISTANCE TRIANGULATION (MADT) problem.

The above formulation, if we leave out the normalizing constant, amounts to finding a triangulation T that minimizes the following quantity:

$$\mathcal{W}(T) = \sum_{1 \leq i < j \leq n} d_T(p_i, p_j) \quad (1)$$

Similarly, we ask for the triangulation T that has the minimum $\mathcal{W}(T)$ among all triangulations of the interior of a given polygon with n vertices. In this case the admissible edges are diagonals or boundary edges of the polygon.

Motivation and related work. The expected transit- or routing cost between two nodes is a natural quality measure in many network design applications. When the costs are *additive* (*e.g.* time delay) and *symmetric*, they can be modeled as distances in an edge-weighted, undirected graph G , whose edge-weights capture the costs of potential connections between nodes. The *network design problem* then asks for a spanning subgraph T of G that satisfies a budget constraint and minimizes

the quantity $\mathcal{W}(T)$. Johnson *et al.* [11] proved this problem to be NP-complete, even in the special case when all weights are equal and the budget constraint forces the solution to be a *spanning tree*.

The novel element in MADT compared to the network design problem is that we do not have a budget on the total edge weight, but we require the solution to be *planar embedded* on given points. In other words, we are looking for a *maximal, crossing-free, geometric* graph, *i.e.* a *triangulation*. From a theoretical point of view this turns out to be an essential difference. As an application we could imagine that we want to connect n cities with an optimal railroad network using straight line connections and no intersections.

Finding optimal triangulations with respect to various measures has been intensively researched in the past decades [1, 3]. The studied criteria include high connectivity [5], low maximum degree [10], low maximum angle [8], low maximum edge length [7], high minimum angle [20], small maximum circumscribed circle of a triangle [4]. The last two criteria are optimized by Delaunay triangulations which have other attractive properties as well [2].

A well known problem in this succession is *minimum weight triangulation* (MWT). For polygons, the solution is found by the $O(n^3)$ algorithm due to Gilbert [9] and Klincsek [12], a classical example of dynamic programming. For point sets and Euclidean weights MWT was recently proven to be NP-hard by Mulzer and Rote [17]. For unit weights MWT is trivial since all triangulations have the same cost.

In contrast to both MWT and the network design problem of [11], MADT is interesting even for unit weights. In case of simple polygons the problem is neither trivial, nor NP-hard. The algorithm we give in Section 2.2 uses dynamic programming but it is much more involved than the $O(n^3)$ algorithm for MWT. Surprisingly, the ideas of the MWT algorithm do not seem to directly carry over to the MADT problem, which, in fact, remains open for Euclidean weights even for polygons. What makes our criterion of optimality somewhat atypical is that it is highly nonlocal. It is nontrivial to decompose the problem into smaller parts and known techniques do not seem to help.

Another problem that involves shortest paths is *minimum dilation triangulation* [13]. Despite the apparent similarity, we have not found deeper connections to MADT. We also note that in mathematical chemistry, the quantity $\mathcal{W}(T)$ is a widely used characteristic of molecular structures, known as Wiener index [6, 21, 19]. Here, edges are often assumed to have unit weight. Efficient computation of the Wiener index for special graphs, as well as its combinatorial properties have been the subject of significant research [16, 18].

Summary of results. We study triangulations of point sets and of polygons. In the case of equal weights on all allowed edges, we assume w.l.o.g. that the weights are equal to one and we refer to the distance as *link distance*. With link distance, the solution is easily obtained when one point or one vertex can be connected to all the others. For the more general case of simple polygons (in which no vertex can be connected to all other vertices) we give an algorithm with a running time of $O(n^{11})$ using dynamic programming.

For general point sets and arbitrary positive, symmetric weights (not necessarily obeying the triangle inequality), we prove the problem to be strongly NP-complete, ruling out the existence of an efficient exact algorithm or of a fully polynomial time approximation scheme (FPTAS), unless $P=NP$.

We leave the problem open in the case of Euclidean weights but we present the results of computer experiments for certain special cases.

2 Results

2.1 Link distance with one-point-visibility

We call a point set S *one-point-visible* if one of the points $p \in S$ can be connected to all the points $q \in S, p \neq q$, using straight segments that do not contain any point of S , except at endpoints. This condition is less restrictive than the usual *generality* (no three points collinear). We only require that there is one point in the set that is not collinear with three other points and if it is collinear with two other points, it has to be between them. Note that this condition is violated, for example, by a grid whose one side is four or larger.

Similarly, we call a polygon *one-vertex-visible* if one of the vertices can be connected to all the others with diagonals or boundary edges of the polygon. The set of *one-vertex-visible* polygons includes all convex polygons and is a subset of the set of *star-shaped* polygons. A *fan* is a triangulation in which one point or vertex (called the *fan handle*) is connected to all the others.

Theorem 1. *For a one-vertex-visible polygon every fan triangulation has the same cost \mathcal{W} and this is the smallest possible. For a one-point-visible point set all triangulations that contain a fan have the same cost and this is the smallest possible.*

Proof. The shortest possible distance of 1 is achieved for exactly $2n - 3$ pairs in polygons and $3n - h - 3$ pairs in point sets (with h points on the convex hull), for any triangulation. A distance of 2 is realized for all remaining pairs if a fan is contained in the triangulation: the path between two points that are not connected with an edge can always go via the fan handle. ■

2.2 Link distance in simple polygons

We now look at polygons that do not admit a fan as triangulation. Ideally we would like to split the problem and deal with the parts separately. The difficulty lies in the fact that when we are triangulating a smaller piece of the polygon, the decisions affect not just the distances within that piece but also the distances between external vertices. We need some bookkeeping for these global distances, but first let us make some geometric observations.

Assume that an optimum triangulation T has been found. We use a clockwise ordering of the vertices p_1 to p_n and we denote by p_d be the third vertex of the triangle that includes p_1p_n . Let us visit the vertices from p_1 to p_d in clockwise order (if p_1p_d is a boundary edge, then we have no other vertices in between). Let p_a be the last vertex in this order such that $d_T(p_a, p_1) < d_T(p_a, p_d)$. There has to be such a vertex, since p_1 itself has this property and p_d does not. Let p_c be the first vertex for which $d_T(p_c, p_d) < d_T(p_c, p_1)$. Again, such a vertex clearly exists (in a degenerate case we can have $p_1 = p_a$ or $p_c = p_d$ or both). Let p_b denote the vertex (other than p_n) that is connected to both p_1 and p_d (unless p_1p_d is on the boundary).

On the other side of the triangle $p_1p_dp_n$ we similarly visit the vertices from p_d to p_n and assign the label p_e to the last vertex such that $d_T(p_e, p_d) < d_T(p_e, p_n)$ and p_g to the first vertex such that $d_T(p_g, p_n) < d_T(p_g, p_d)$ and we let p_f be the vertex connected to both p_d and p_n (Figure 1). Now we can observe some properties of these vertices.

Lemma 1. *Let $1 \leq k \leq d$. Then the following hold (analogous statements hold for $d \leq k \leq n$):*

- (a) $d_T(p_k, p_1) < d_T(p_k, p_d)$ iff $1 \leq k \leq a$.
- (b) $d_T(p_k, p_1) > d_T(p_k, p_d)$ iff $c \leq k \leq d$.
- (c) $d_T(p_k, p_1) = d_T(p_k, p_d)$ iff $a < k < c$. In particular, if p_b exists, then $a < b < c$. Otherwise $a = 1, c = d = 2$, and p_1p_2 is on the boundary.

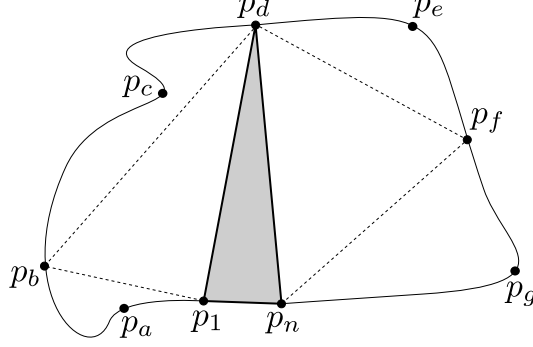


Figure 1: Special vertices of the polygon

Proof. (a) The largest index k for which $d_T(p_k, p_1) < d_T(p_k, p_d)$ is $k = a$ by the definition of p_a . For the converse, observe that for all intermediary vertices p_k on a shortest path between p_1 and p_a we have $d_T(p_k, p_1) < d_T(p_k, p_d)$. Now suppose there is a vertex p_l , with $1 \leq l \leq a$, such that $d_T(p_l, p_d) \leq d_T(p_l, p_1)$. Such an inequality also holds for all intermediary vertices on the shortest path between p_l and p_d . Since the shortest path between p_l and p_d intersects the shortest path between p_a and p_1 , the common vertex has to be at the same time strictly closer to p_1 and closer or equal to p_d , a contradiction.

(b) Similar argument as for (a).

(c) First notice that $a < c$, otherwise some vertex would have to be strictly closer to both p_1 and p_d , a contradiction. Since for $1 \leq k < c$ we have $d_T(p_k, p_1) \leq d_T(p_k, p_d)$ and for $a < k \leq d$ we have $d_T(p_k, p_d) \leq d_T(p_k, p_1)$, it follows that for indices in the intersection of the two intervals ($a < k < c$) we have $d_T(p_k, p_d) = d_T(p_k, p_1)$. The converse follows from (a) and (b). Also, we have $d_T(p_b, p_1) = d_T(p_b, p_d) = 1$. ■

Equipped with these facts, we can now split a distance between two vertices on different sides of the $p_1 p_d p_n$ triangle into components that can be computed locally.

Let $1 \leq x \leq d$ and $d \leq y \leq n$. Consider the shortest path between p_x and p_d . Clearly, for all vertices p_k on this path $1 \leq k \leq d$ holds, otherwise the path would go via the edge $p_1 p_n$ and it could be shortened via $p_1 p_d$. By similar reasoning, for all vertices p_k on the shortest path between p_y and p_n , we have $d \leq k \leq n$. We conclude that $d_T(p_x, p_d)$ and $d_T(p_y, p_n)$ only depend on the triangulations of p_1, \dots, p_d and p_d, \dots, p_n respectively. We now express the global distance $d_T(p_x, p_y)$ in terms of these two local distances:

Lemma 2. *Let p_1, \dots, p_n , x, y defined as above and let $\Phi = d_T(p_x, p_d) + d_T(p_y, p_n)$. Then the following holds, covering all possible values of x and y :*

$$d_T(p_x, p_y) = \begin{cases} \Phi - 1 & \text{if } d \leq y \leq e; \\ \Phi + 1 & \text{if } g \leq y \leq n \text{ and } a < x \leq d; \\ \Phi & \text{otherwise.} \end{cases}$$

Proof. In each of the cases we use Lemma 1 to argue about the possible ways in which the shortest path can cross the triangle $p_1 p_d p_n$. For example, if $d \leq y \leq e$, the shortest path goes through p_d , therefore we have $d_T(p_x, p_y) = d_T(p_x, p_d) + d_T(p_y, p_d)$. Since $d_T(p_y, p_d) = d_T(p_y, p_n) - 1$, we obtain $d_T(p_x, p_y) = \Phi - 1$. The other cases use very similar reasoning, so we omit them for brevity. ■

Lemma 2 allows us to decompose the problem into parts that can be solved separately. We proceed as follows: we *guess* a triangle $p_1p_dp_n$ that is part of the optimal triangulation and we use it to split the polygon in two. We also guess the vertices p_a, p_c, p_e, p_g that play the same role as in the previous discussion. We recursively find the optimal triangulation of the two smaller polygons with vertices p_1, \dots, p_d and p_d, \dots, p_n . Besides the distances *within* the two subpolygons we also need to consider the distances *between* the two parts. Using Lemma 2 we decompose these distances into a distance from p_d in the left part, a distance from p_n in the right part and a constant term.

We now formulate an extended cost function \mathcal{W}_{EXT} , that has a coefficient $\alpha \in \mathbb{N}$ as an extra parameter. The second term of \mathcal{W}_{EXT} serves for accumulating the global distances after the split-up.

$$\mathcal{W}_{EXT}(T, \alpha) \Big|_1^n = \sum_{1 \leq i < j \leq n} d_T(p_i, p_j) + \alpha \sum_{1 \leq i \leq n} d_T(p_i, p_n) \quad (2)$$

Observe that minimizing \mathcal{W}_{EXT} on the full polygon with $\alpha = 0$ solves the initial problem. We will now express \mathcal{W}_{EXT} recursively. Vertices that we denote with indices a, \dots, g play the same role as before, but this time for the smaller polygon that has vertices p_i, \dots, p_j and contains the triangle $p_ip_dp_j$.

$$\mathcal{W}_{EXT}(T, \alpha) \Big|_i^j = \mathcal{W}_{EXT}(T, \alpha_1) \Big|_i^d + \mathcal{W}_{EXT}(T, \alpha_2) \Big|_d^j + \beta \quad (3)$$

Using Lemmata 1 and 2 we split the sums and the distances until we can identify the terms on the two sides of the equation and we are able to express α_1 , α_2 and β in terms of our indices. The obtained formulae can be seen in the algorithm description (Figure 2).

The reader might ask how we ensure that the constraints imposed by the choice of the special vertices a, c, d, e, g are respected by the recursive subcalls. A necessary and sufficient condition for this is established in the following lemma:

Lemma 3. *Let p_i, \dots, p_j be a triangulated polygon and a, \dots, g indices of special vertices defined as before. Consider the subpolygon p_i, \dots, p_d with its induced triangulation. Either $d = i + 1$ or there exists a triangle $p_ip_bp_d$ ($i < b < d$). In the first case the special points p_a, p_c coincide with the endpoints ($a = i, c = d$) and it is trivially true that $d_T(p_a, p_i) < d_T(p_a, p_d)$. Remains the case when p_ip_d is not on the boundary (the same argument works for the polygon p_d, \dots, p_j and special points e and g).*

- (a) *We have a as the largest index ($i \leq a \leq d$) for which $d_T(p_a, p_i) < d_T(p_a, p_d)$ iff $a + 1$ is the smallest index ($i \leq a + 1 \leq b$) such that $d_T(p_{a+1}, p_b) < d_T(p_{a+1}, p_i)$.*
- (b) *We have c as the smallest index ($i \leq c \leq d$) for which $d_T(p_c, p_d) < d_T(p_c, p_i)$ iff $c - 1$ is the largest index ($b \leq c - 1 \leq d$) such that $d_T(p_{c-1}, p_b) < d_T(p_{c-1}, p_d)$.*

Proof. (a) If a is the largest index such that $d_T(p_a, p_i) < d_T(p_a, p_d)$ then $a + 1$ is the smallest index such that $d_T(p_{a+1}, p_d) \leq d_T(p_{a+1}, p_i)$. Since $a + 1 \leq b$, the shortest path between p_{a+1} and p_d contains p_b , therefore $d_T(p_{a+1}, p_b) < d_T(p_{a+1}, p_i)$. To see that $a + 1$ is the smallest index with this property, we need to prove that $d_T(p_k, p_b) \geq d_T(p_k, p_i)$ for all $i \leq k \leq a$. This follows from $d_T(p_k, p_d) > d_T(p_k, p_i)$ and $d_T(p_k, p_d) = d_T(p_k, p_b) + 1$.

For the converse, assume $a + 1$ to be the smallest index such that $d_T(p_{a+1}, p_b) < d_T(p_{a+1}, p_i)$. Then $d_T(p_a, p_b) \geq d_T(p_a, p_i)$. Since $d_T(p_a, p_d) = d_T(p_a, p_b) + 1$, it follows that $d_T(p_a, p_i) < d_T(p_a, p_d)$. To see that a is the largest index with this property, we need $d_T(p_k, p_i) \geq d_T(p_k, p_d)$ for all $a < k \leq b$ (for $k > b$ the inequality clearly holds). Again, this follows from $d_T(p_k, p_i) > d_T(p_k, p_b)$ and $d_T(p_k, p_d) = d_T(p_k, p_b) + 1$.

(b) Similarly. ■

The procedure EXT below (Figure 2) returns the cost \mathcal{W}_{EXT} of a triangulation minimizing this cost. We could modify our procedure without changing the asymptotic running time, such as to return the actual triangulation achieving minimum cost. The results could then be merged to form the full solution.

Lemma 3 tells us that in all recursive calls two of the four special vertices are fixed and we only need to guess the remaining two. We label these new vertices as p'_a, p'_g and p''_a, p''_g . They play the same role in their respective small polygons as a and g in the large polygon. The notation $p \leftrightarrow q$ indicates the condition that vertices p and q see each other within the polygon.

```

procedure EXT  $((p_i, \dots, p_j), p_a, p_c, p_e, p_g, \alpha)$ :
  if  $j = i + 2$ : /* the polygon has only three vertices */
    return  $3 + 2\alpha$ ;
  else:
    return  $\min_{\substack{p_d, p'_a, p'_g, p''_a, p''_g: \\ i \leq a' \leq a+1 \leq c-1 \leq g' \leq d \\ d \leq a'' \leq e+1 \leq g-1 \leq g'' \leq j \\ p_i \leftrightarrow p_d \leftrightarrow p_j}} \left\{ \begin{aligned} &EXT((p_i, \dots, p_d), p'_a, p_{a+1}, p_{c-1}, p'_g, \alpha + j - d) \\ &+ EXT((p_d, \dots, p_j), p''_a, p_{e+1}, p_{g-1}, p''_g, \alpha + d - i) \\ &+ (\alpha + j - g + 1)(d - a - 1) + (e - d + 1)(i - d) \end{aligned} \right\};$ 

```

Figure 2: Procedure for finding the triangulation that minimizes $\mathcal{W}_{EXT}(T, \alpha)$

The process terminates, since every subcall is on polygons of smaller sizes and we exit the recursion on triangles. The correctness of the algorithm is ensured by Lemmata 1, 2, 3. In each call it can happen that there is no suitable vertex that can be connected to the required endpoints and whose index fulfills the required inequalities, in which case we adopt the convention that the minimum of the empty set is $+\infty$ (or the value $n^3 > \mathcal{W}(T)$), thus abandoning these branches of the search tree.

Theorem 2. *The running time of EXT on a polygon with n vertices is $O(n^{11})$.*

Proof. Observe that all polygons in the function calls have contiguous indices, therefore we can encode them with two integers. Furthermore, if the initial call has $\alpha = 0$, then it can be shown that on each recursive call the parameter α will equal “ n minus the number of vertices in the polygon”. For this reason it is superfluous to pass α as an argument. There are four remaining parameters which can all take n different values. We can build up a table containing the return values of all $O(n^6)$ possible function calls, starting from the smallest and ending with the full polygon. In computing one entry we take the minimum of $O(n^5)$ values, which gives a running time of $O(n^{11})$. ■

More careful analysis of the overlap between computations could slightly reduce the exponent. A heuristic that can speed up the procedure on certain instances relies on the following observation: if a polygon p_i, \dots, p_j admits the fan triangulation around p_j , then that is the optimum with respect to \mathcal{W}_{EXT} , regardless of α . This lets us to exit the recursion at an earlier time, making the algorithm practical for “almost” one-vertex-visible polygons, in other words for those with few reflex vertices.

2.3 Arbitrary positive weights

We now prove that the decision version of MADT is NP-complete if the edge weights w are arbitrary positive numbers, such that $w(p_i, p_j) = 0$ iff $i = j$ and $w(p_i, p_j) = w(p_j, p_i)$ for all i, j . Such a

weight function is called a *semimetric*. The hardness result holds for point sets as well as for polygons. We leave open the status of the problem for *metric* weights (that obey the triangle inequality).

MADT (decision version): *For given $\mathcal{W}^* \in \mathbb{R}$, is there a triangulation T of a given point set S and weights w , such that $\mathcal{W}(T) \leq \mathcal{W}^*$?*

The problem is clearly in NP, as for a given triangulation T , we can use an all-pairs shortest path algorithm to compute $\mathcal{W}(T)$ and compare it with \mathcal{W}^* in polynomial time.

We prove NP-hardness using a reduction from PLANAR3SAT [15]. In 3SAT, given a 3-CNF formula, we ask whether there exists an assignment of truth values to the variables such that each clause has at least one *true* literal. PLANAR3SAT restricts the question to planar formulae: those that can be represented as a planar graph in which vertices represent both variables and clauses of the formula and there is an edge between clause C and variable x iff C contains either x or $\neg x$.

Knuth and Ragunathan [14] observed that PLANAR3SAT remains NP-complete if it is restricted to formulae embedded in the following fashion: variables are arranged on a horizontal line with three-legged clauses on the two sides of the line. Clauses and their three legs are properly nested, *i.e.* none of the legs cross each other. We can clearly have an actual embedding in which all three legs of a clause are straight lines and the “middle” leg is perpendicular to the line of the variables (Figure 3). For simplicity, let us call such an embedding of a formula a *planar circuit*.

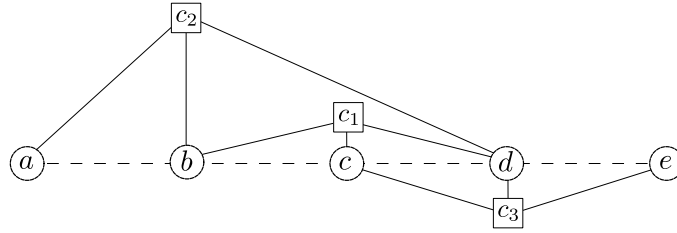


Figure 3: Planar circuit of the formula $(b \vee \neg c \vee \neg d) \wedge (a \vee \neg b \vee d) \wedge (\neg c \vee d \vee e)$

We put two extra conditions on the admissible planar circuits such that PLANAR3SAT remains NP-complete when restricted to planar circuits obeying these conditions: **(R1)** no variable appears more than once in the same clause, and **(R2)** every variable appears in at least two clauses.

Lemma 4. *Given a planar circuit ϕ_1 , we can transform it into a planar circuit ϕ_2 that obeys R1 and R2, such that ϕ_2 has a satisfying assignment iff ϕ_1 does.*

Proof. We examine each possible way in which R1 or R2 can be violated and give transformations that remove the violations while preserving the planar embedding, as well as the satisfiability of the circuit.

First we give the transformations that establish conditions R1 and R2 while preserving the satisfiability of the formula. We use the following notation: x and y are variables of the original formula, a , b , c and d are variables introduced during the transformation. A clause $(x \vee y \vee z)$ is denoted simply as (xyz) and \emptyset means no clause.

(i) The following replacements cover all possible scenarios in which a variable is repeated:

$(xxx) \rightarrow (xab) \wedge (x\neg ab) \wedge (x\neg bc) \wedge (x\neg b\neg c)$	$(x = \text{True})$
$(xx\neg x) \rightarrow \emptyset$	$(x \text{ arbitrary})$
$(x\neg x\neg x) \rightarrow \emptyset$	$(x \text{ arbitrary})$
$(\neg x\neg x\neg x) \rightarrow (\neg xab) \wedge (\neg x\neg ab) \wedge (\neg x\neg bc) \wedge (\neg x\neg b\neg c)$	$(x = \text{False})$
$(xxy) \rightarrow (xya) \wedge (abc) \wedge (a\neg bc) \wedge (a\neg cd) \wedge (a\neg c\neg d)$	$(x = \text{True} \text{ or } y = \text{True})$
$(x\neg xy) \rightarrow \emptyset$	$(x, y \text{ arbitrary})$
$(\neg x\neg xy) \rightarrow (\neg xya) \wedge (abc) \wedge (a\neg bc) \wedge (a\neg cd) \wedge (a\neg c\neg d)$	$(x = \text{False} \text{ or } y = \text{True})$
$(x\neg x\neg y) \rightarrow \emptyset$	$(x, y \text{ arbitrary})$
$(xx\neg y) \rightarrow (x\neg ya) \wedge (abc) \wedge (a\neg bc) \wedge (a\neg cd) \wedge (a\neg c\neg d)$	$(x = \text{True} \text{ or } y = \text{False})$
$(\neg x\neg x\neg y) \rightarrow (\neg x\neg ya) \wedge (abc) \wedge (a\neg bc) \wedge (a\neg cd) \wedge (a\neg c\neg d)$	$(x = \text{False} \text{ or } y = \text{False})$

(ii) If x appears in a single clause, we add two new clauses:

$$\emptyset \rightarrow (xab) \wedge (xab) \quad (x \text{ arbitrary})$$

Now we show that the transformations maintain the nesting of the clauses, *i.e.* they do not introduce crossings. Removing a clause clearly does not affect the embedding. The remaining transformations are of the following type:

- (i) for given x , add $(xab) \wedge (x\neg ab) \wedge (x\neg bc) \wedge (x\neg b\neg c)$
- (ii) for given x and y appearing in the same clause, add $(xya) \wedge (abc) \wedge (a\neg bc) \wedge (a\neg cd) \wedge (a\neg c\neg d)$
- (iii) for given x , add $(xab) \wedge (xab)$.

Figure 4 shows how we can make these changes while maintaining proper nesting. In (i) vertices a , b and c are placed near x , so that x can still be linked to any other clause. In (ii) vertex a is placed near x , such that the clause (xya) can take the place of the previous clause in which x and y appeared. We place b , c and d near a as we did in (i). In (iii) we place a and b near x . In this way, x can still be connected to any clause.

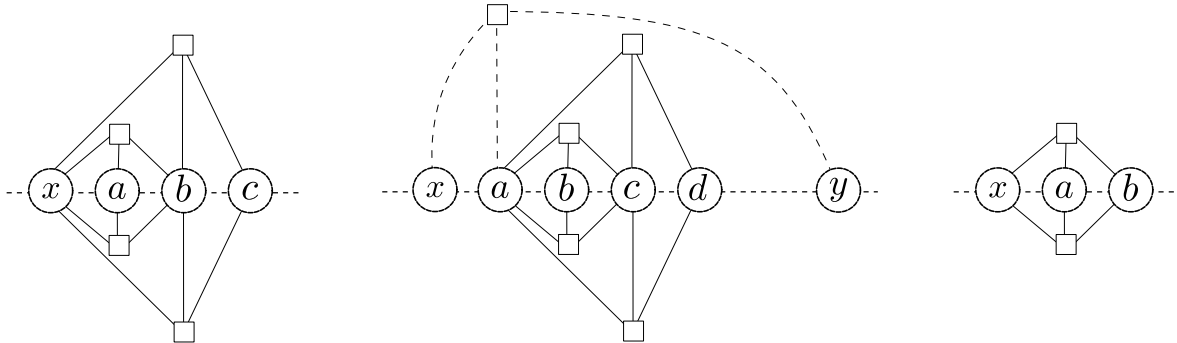


Figure 4: Transformations corresponding to cases (i) left (ii) middle (iii) right

■

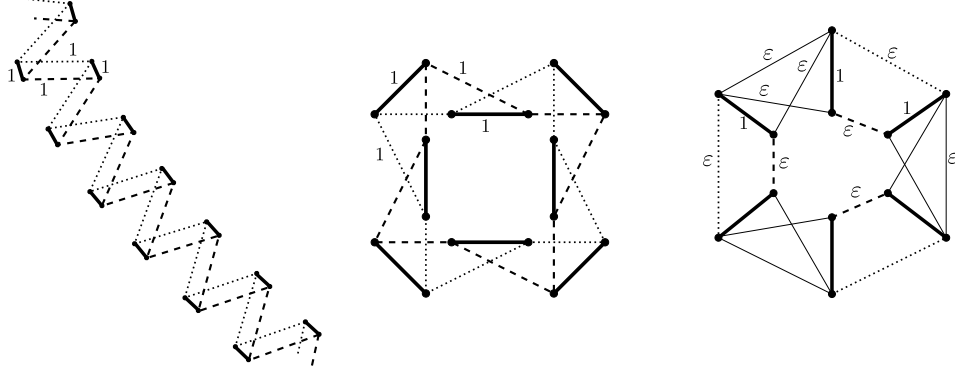


Figure 5: (a) wire gadget (b) simplified variable gadget (c) clause gadget

Gadgets. The gadgets used in the reduction are shown in Figure 5. They consist of points in the plane and the weights of the potential edges between them. Weights can take one of three values: the value 1, a small value ε and a large value σ (higher than any distance in the triangulation). We call edges with weight σ *forbidden* and we do not show them on the figures. Including a forbidden edge in a triangulation never decreases the cost \mathcal{W} , therefore we can safely ignore them. The values ε and σ depend on the problem size (number of clauses and variables).

The basic building block is the **wire**. The thick solid edges are part of all triangulations. From each pair of intersecting dotted and dashed edges exactly one is included in any triangulation. The weights of all non-forbidden edges in a wire are 1. The wire-piece can be bent and stretched freely as long as we do not introduce new crossings or remove a crossing between two edges (forbidden edges do not matter).

The **variable** is a wire bent into a loop, with the corresponding ends glued together. We illustrate this in Figure 5 using a wire-piece with 16 vertices. The construction works with any $4k$ vertices for $k \geq 3$ and in fact we will use *much* more than 16 vertices in each variable. The exact number will depend on the problem size.

The **clause** and the weights of its edges are also shown in Figure 5. The weight $\varepsilon < 1$ depends inverse polynomially on the problem size and will be fixed later.

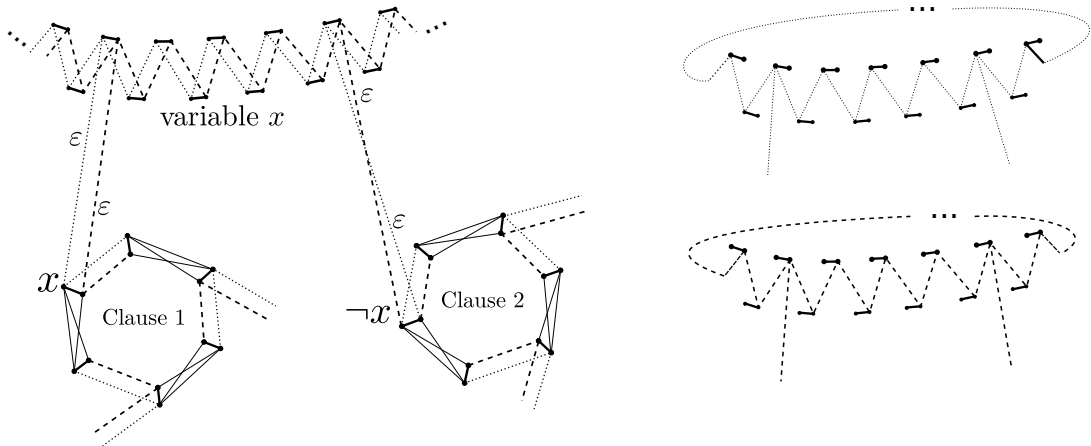


Figure 6: (a) bridge between variable and clause (b) pure triangulations of a variable

A **bridge** is a pair of edges connecting a variable to a clause (Figure 6). We distinguish between *parallel* and *crossing* bridges, and we use them if clause C contains variable x or $\neg x$ respectively.

The weight of both edges in a bridge is ε . A clause has three fixed “entry points” for bridges. A variable can have any number of bridges connected to it and the spacing (number of vertices) between the bridges of a variable is a constant that we will fix later.

Construction. Given a PLANAR3SAT instance (a planar circuit), we transform it into an instance of MADT. We replace the vertices of the planar circuit by variable- or clause gadgets and we replace the edges by bridges (parallel or crossing) as seen in Figure 6. For completeness we need to prove that the construction is flexible enough to represent any planar circuit.

Lemma 5. *Using the gadgets and transformations described above we can represent any planar circuit as a MADT instance.*

Proof. Both the variable and clause gadgets can be rotated, they can be made arbitrarily small and the bridges connecting them can be arbitrarily narrow. It remains to be shown that edges can emanate from a vertex at any required angle. In a planar circuit, we can move the clauses arbitrarily close to the line on which the variables lie, thereby making two of the three angles between the bridges of a clause arbitrarily close to 90° and the third angle arbitrarily close to 180° (Figure 7).

We then show by construction that a clause gadget can be stretched such as to have two angles of 85° and one angle 190° (Figure 7). Since the gadget having these angles can be stretched continuously at any bridge to the symmetric gadget with all angles having 120° , a clause with angles $\sim 90^\circ$, $\sim 90^\circ$, $\sim 180^\circ$ can clearly be represented.

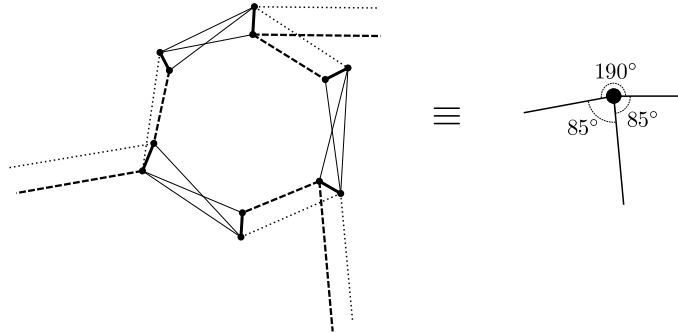


Figure 7: A stretched clause

For variable gadgets we can prove something stronger: we can represent any angle in the interval $(0^\circ, 360^\circ)$ between neighboring bridges. To see this, consider a wire-piece between two neighboring bridges that does not bend at all, in which case the bridges are parallel. To produce a full circle, we have seen in Figure 5 that already 16 vertices are sufficient. Therefore, if we can require that the number of vertices between two bridges is greater than 16, we can represent any angle. ■

Now we can formulate our main theorem:

Theorem 3. *We can transform any planar circuit ϕ into a MADT instance consisting of a point set S in the plane, a semimetric weight function $w : S^2 \rightarrow \mathbb{R}$ and a threshold \mathcal{W}^* , such that S admits a triangulation T with $\mathcal{W}(T) \leq \mathcal{W}^*$ iff ϕ has a satisfying assignment. All computations can be done in polynomial time and the construction is of polynomial size, as are all parameters.*

Corollary 1. *MADT with semimetric weights is strongly NP-Complete.*

Before we can prove Theorem 3, we need to establish some partial results.

Problem size. Given a planar circuit ϕ , let us denote the number of variables in ϕ by v and the number of clauses by c . Due to condition R2, we have $v \leq 1.5c$.

Let us now count the number of vertices in the resulting MADT instance. Clause gadgets have 12 vertices each, as seen in Figure 5, therefore the total number of vertices due to clauses is $12c$. Let us denote the number of vertices in a variable gadget between two bridges (not including the bridge endpoints) by n (n is the same for all variables). In Figure 6 for instance, we have $n = 14$.

The number of vertices in variable gadgets is $3c(n+2)$ (for all $3c$ bridges we have 2 base vertices and n vertices separating it from the next bridge in clockwise order). The number of all vertices in the construction is thus $18c + 3cn$ which is strictly smaller than $4cn$, assuming that $n > 18$.

Since the whole construction is connected and non-forbidden edge weights are ≤ 1 , the longest possible distance will be $< 4cn$. Let us set the weights of forbidden edges $\sigma = (4cn)^3 > \mathcal{W}(T)$. In this way the forbidden edges will never contribute to the cost, therefore we can simply ignore them. Note that the weights σ violate the triangle inequality.

Pure triangulations. The variable gadget, together with its associated bridges has two special triangulations that contain either only dashed edges or only dotted edges (besides the thick solid edges), see Figure 6. We call these two triangulations of the gadget *pure* and those that contain both dashed and dotted edges *impure*. The triangulation of the whole construction is pure iff all variables (together with their bridges) are pure (different variables can of course be in different states). A pure triangulation encodes the value of every variable with the pure state of its gadget, using the convention *dotted* \equiv *True*, and *dashed* \equiv *False*.

The following lemma shows that we need not care about impure triangulations.

Lemma 6. *If $n \geq 5 \cdot 10^5 c^3$, for any impure triangulation T_{impure} of the construction we can find a pure triangulation T_{pure} such that $\mathcal{W}(T_{\text{pure}}) < \mathcal{W}(T_{\text{impure}})$.*

Proof. The main idea in the proof is that if a variable is impure then the loop of the gadget is necessarily broken in some place and this leads to a penalty in cost that cannot be offset by any other change in the triangulation.

Suppose a variable is in impure state. Start with a dashed edge and follow the loop in clockwise order. At some point we switch to dotted edges. Where this happens, we will have a local structure that we call *bubble*. There can be two different types of bubble, depending on whether the transition occurs at a bridge or somewhere else in the wire-piece. As we continue on the loop, we have to switch back to dashed edges somewhere. Where this happens, locally we have a *hole*. Figure 8 shows these local features. It is easy to see that if a variable gadget is impure, it has to have at least one hole and at least one bubble. What we show is that we can remove a hole and a bubble while decreasing the cost of the triangulation. When all holes and bubbles are removed, the triangulation is pure.

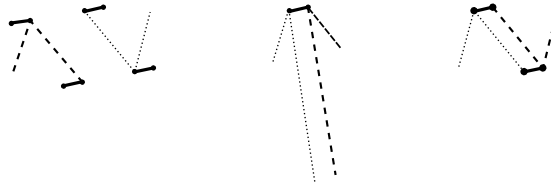


Figure 8: (a) hole (b) bubble at a bridge (c) bubble in a wire

We consider a sequence consisting of a hole, a pure piece of wire and a bubble (of either type). The pure piece of wire might have several attached bridges along the way. We flip each flippable

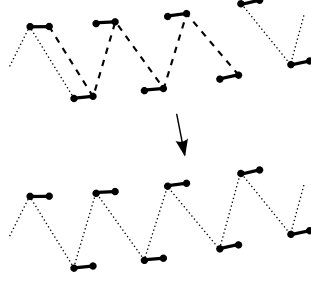


Figure 9: Removing a bubble and a hole

edge of the pure wire-piece (including any bridges along the way), thereby absorbing the hole and the bubble at the ends (see Figure 9). Now we look at the change in cost due to this operation. We will first count the distances that might have become larger, then we count the distances which provably became smaller.

Take any two vertices and the shortest path between them. If a pure wire-piece contained in this path is flipped, the distance between the two endpoints can increase by at most 2 (we can simulate the old path with the new path and two extra edges of length 1 at both ends). If a bridge along the path is flipped (or partially deleted, if a bridge-bubble was removed), this can also increase any distance by at most 2 (we can simulate the old bridge using the new bridge and two extra edges at the bridge endpoints of length 1 each). If a bridge is flipped, this can force a change within the clause to which it is connected. In Figures 5 and 6 we can see that in any triangulation of a clause the distance between two vertices is less than 5. Therefore, a single clause can increase a path that somehow intersects it by less than 5 during this transformation. The total number of clauses is c and the number of bridges $3c$, therefore the penalty on any distance between two points is $\leq 2 + 3c \cdot 2 + c \cdot 5 = 11c + 2$. The number of distances is $< \binom{4cn}{2}$, therefore the total penalty due to removing one bubble and one hole is $< 88c^3n^2 + 16c^2n^2$.

Now we look at distances that provably decrease with the transformation. We can assume that between two neighboring bridges the variable gadget contains a single hole. If there were more, some vertices would be isolated and we would have to cross a forbidden edge, incurring a cost of σ . In this case, removing the hole would obviously decrease the cost by making the construction connected using non-forbidden edges.

Consider now such a hole on the wire between two bridges (Figure 10). Denote by n_1 the number of vertices between the previous bridge (in clockwise order) and the hole and by n_2 the number of vertices between the hole and the next bridge. Assume w.l.o.g. that $n_1 \leq n_2$. Depending on the state of the bridges, $n_1 + n_2$ can take the values n , $n + 1$ or $n + 2$. It follows that $n_2 \geq n/2$ and $n_1 \leq n/2 + 1$. Among the n_2 vertices after the hole, consider the $n/8$ vertices closest to the hole and denote this set by A . On the other side of the other bridge denote the $n/8$ vertices closest to the bridge by B (Figure 10 left). We are assuming w.l.o.g. that n is divisible by 16. The following small lemma will help us with the computations. Its validity can be seen by a simple analysis of cases (see Figures 6 and 9).

Lemma 7. *If M is the longest distance between two vertices in a hole-free wire-piece with k vertices (possibly containing a bubble), then $k/2 \leq M \leq k/2 + 2$ holds.*

We know that all variables have at least two bridges (due to R2) and all bridges of a variable are connected to different clauses (due to R1). Let us look at the minimum distance from a vertex in A to a vertex in B while the hole is still there. In any direction we have to go through a wire containing at least n vertices, therefore the distance is $\geq n/2$ (due to Lemma 7). When the hole is

removed, the distance between a vertex in A and a vertex in B will be at most $3n/8 + 3$.

If there was a hole within the $n/8$ vertices that we labeled as B , we take instead the $n/8$ vertices immediately before this hole and label them as B instead (Figure 10 right). In this case we can still claim that the distances between A and B are $\geq n/2$ before the transformation. Now we remove both holes (and the two corresponding bubbles), potentially inflicting twice the penalty which we bounded from above by $88c^3n^2 + 16c^2n^2$. After removing both holes, distances between A and B are $\leq 7n/16 + 3$. We get a decrease in cost of at least $(n/16 - 3)$ for $(n/8) \cdot (n/8)$ pairs.

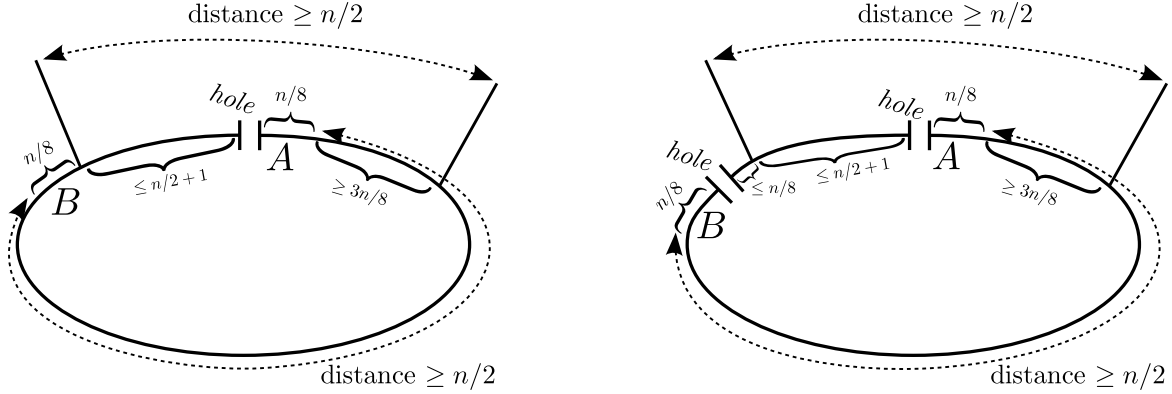


Figure 10: Sketch of a variable gadget. A and B are brought closer by the removal of the hole(s).

If we enforce $n > 5 \cdot 10^5 c^3$, we get a net decrease in cost due to the removal of the hole(s). Therefore, we can transform any impure triangulation into a pure one of lower cost. ■

Now we can encode an assignment of truth values with the pure states of the variable gadgets, as mentioned earlier. As can be observed in Figure 6, in pure triangulations only one edge of the two is present in each bridge, thereby transmitting the truth value of the variable to the clause. The following lemma says that satisfying assignments lead to the smallest cost.

Lemma 8. *Let T_{SAT} be a triangulation corresponding to a satisfying assignment of a planar circuit (assuming such an assignment exists) and let T_{nonSAT} be the triangulation with smallest cost $\mathcal{W}(T_{nonSAT})$ among all triangulations corresponding to nonsatisfying assignments. Then, for $n \geq 6 \cdot 10^5 c^3$ and $\varepsilon \leq 1/(2c^2)$, we have that $\mathcal{W}(T_{nonSAT}) - \mathcal{W}(T_{SAT}) \geq n^2/32$.*

Proof. The high level idea is the following: we first count the distances that can be smaller in T_{nonSAT} than in T_{SAT} and we bound their contribution to \mathcal{W} . Then we count those distances that are provably smaller in T_{SAT} than in T_{nonSAT} and we add up the improvements. The crucial fact that makes the proof possible is the following: T_{nonSAT} has at least one clause with all three literals *false*. For this clause, crossing the gadget from one bridge to another has a cost of at least $1 + 2\varepsilon$. In T_{SAT} clause crossings have cost at most 4ε (Figure 11). Using the fact that each clause crossing participates in $\Omega(n^2)$ distances, given bounds on n and ε we obtain the required bound on the difference between the costs.

Distances between two vertices can be of the following five types:

- (i) distances between vertices of the same clause gadget
- (ii) distances between vertices of the same variable gadget

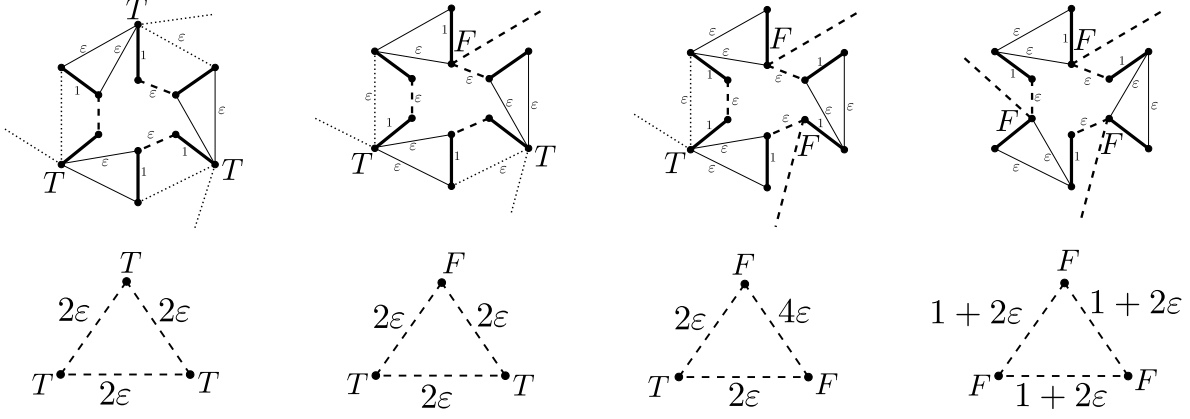


Figure 11: (top) optimal triangulation of a clause; (bottom) cost of crossing a clause;

- (iii) distances between a vertex from a clause and a vertex from a variable
- (iv) distances between vertices of different clauses
- (v) distances between vertices of different variables

We look now at the optimum triangulation of the clause gadgets in each possible assignment, ignoring symmetric cases (Figure 11). We are interested in the distances between the endpoints of the three bridges in the clause. These are summarized in the second row of Figure 11. The triangulations are optimal in the sense that no other triangulation can achieve a lower distance between any of the bridge endpoints. These will be the triangulations used in T_{SAT} , but in T_{nonSAT} we will implicitly consider other triangulations of the clauses as well.

Intuitively, it is clear that nonsatisfied clauses $\{F, F, F\}$ are costlier to cross than satisfied ones, and indeed, this is what makes our reduction possible. Now we make this intuition precise by going through the five types of distances and denoting their contributions to the cost as $\mathcal{W}_1, \dots, \mathcal{W}_5$. In each of the five cases we want to compare the cost of T_{SAT} with the cost of T_{nonSAT} .

(i) Within a single clause, even in the most unfavorable triangulation, the distance between any two vertices is < 5 , therefore $\mathcal{W}_1 < c \binom{12}{2} 5 = 330c$.

(ii) Variable gadgets in the two different states are isomorphic, therefore $\mathcal{W}_2(T_{SAT}) = \mathcal{W}_2(T_{nonSAT})$.

(iii) There are less than $(4cn)(12c)$ such distances. If we look at one shortest path as we move from a satisfying to a non-satisfying assignment, the path length can decrease by at most 1 at both endpoints. Variable-crossings and bridge-crossings along the way maintain their length and clause-crossings can decrease by at most 2ϵ each (compare crossing costs of clauses in Figure 11). Therefore $\mathcal{W}_3(T_{SAT}) - \mathcal{W}_3(T_{nonSAT}) < (2 + 6c\epsilon)(4cn)(12c)$, which, assuming $\epsilon < 1/(6c)$, is less than $144c^2n$.

(iv) By a similar argument, $\mathcal{W}_4(T_{SAT}) - \mathcal{W}_4(T_{nonSAT}) < (2 + 6c\epsilon)(12c)(12c) < 432c^2$, assuming $\epsilon < 1/(6c)$.

(v) This is the crucial part, since it contributes the highest order term in n to the cost. Our goal is to show that $\mathcal{W}_5(T_{nonSAT}) - \mathcal{W}_5(T_{SAT}) = \Theta(n^2)$, outweighing the other four differences which are all $O(n)$.

Let us look at the distance between two vertices, p_x and p_y from different variable gadgets (Figure 12). Let $d(p_x, p_y)$ be their distance in T_{SAT} and $d'(p_x, p_y)$ their distance in T_{nonSAT} .

We denote variable gadgets as V_1, \dots, V_v and we write the cost due to distances between vertices

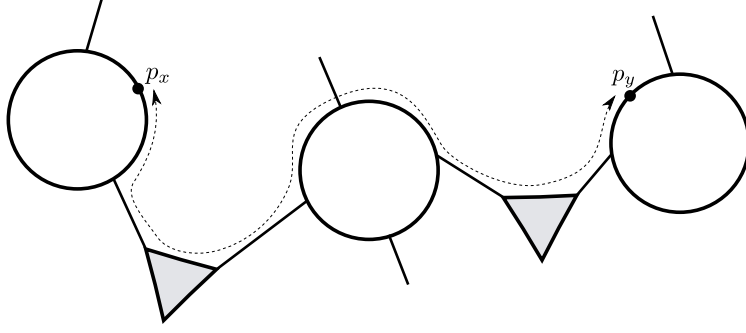


Figure 12: Shortest path between p_x and p_y . Variables appear as circles, clauses as triangles.

from different variables as:

$$\mathcal{W}_5(T_{SAT}) = \sum_{\substack{p_x, p_y: \\ p_x \in V_i, p_y \in V_j \\ 1 \leq i < j \leq v}} d(p_x, p_y) \quad (4)$$

In Figure 13 we see that every vertex has a natural *neighbor*, the vertex to which it is connected by a thick solid edge. We denote the neighbors of p_x and p_y as \bar{p}_x and \bar{p}_y , respectively. We define the distance between two pairs of neighboring points as follows:

$$d([p_x \bar{p}_x], [p_y \bar{p}_y]) = d(p_x, p_y) + d(\bar{p}_x p_y) + d(p_x \bar{p}_y) + d(\bar{p}_x \bar{p}_y) \quad (5)$$

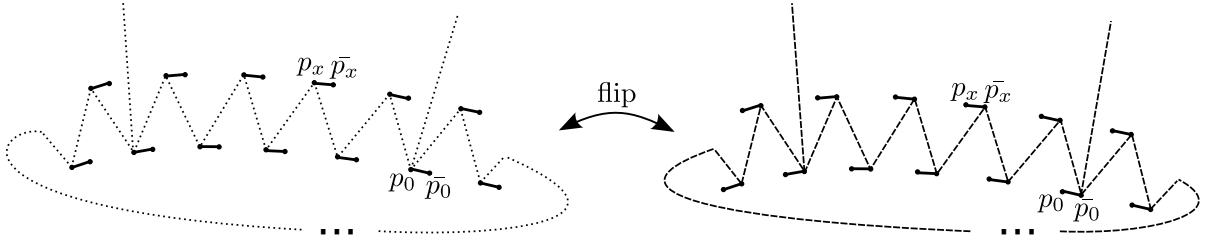


Figure 13: Vertices in a bridge-to-bridge portion of a variable gadget

One vertex out every pair of neighbors is a *leaf vertex*, in the sense that a path from that vertex to any other vertex goes through its neighbor. In Figure 13 (left) \bar{p}_x and \bar{p}_0 are leaf vertices, but when the variable is flipped into the other pure state (Figure 13 right), the situation reverses and p_x and p_0 become leaves. We can simplify the distance between pairs of points as follows:

$$d([p_x \bar{p}_x], [p_y \bar{p}_y]) = 4 \phi(p_x, p_y) + 4, \quad (6)$$

where ϕ is the distance between the non-leaf members of both pairs, or more precisely:

$$\phi(p_x, p_y) = \min(d(p_x, p_y), d(\bar{p}_x p_y), d(p_x \bar{p}_y), d(\bar{p}_x \bar{p}_y)) \quad (7)$$

Now we can write the relevant part of the cost in terms of ϕ :

$$\mathcal{W}_5(T) = \sum_{\substack{p_x, p_y: \\ p_x \in v_i, p_y \in v_j \\ 1 \leq i < j \leq v}} (\phi(p_x, p_y) + 1) \quad (8)$$

What happens to $\phi(p_x, p_y)$ if we change the triangulation from T_{SAT} to T_{nonSAT} ? This means that variables are assigned new values (variable gadgets are flipped into a different pure state or are left unchanged). Whereas in T_{SAT} only clauses of the type $\{T, T, T\}$, $\{T, T, F\}$, $\{T, F, F\}$ are allowed, T_{nonSAT} contains at least one $\{F, F, F\}$ clause as well.

Denote by $\phi(p_x, p_y)$ the distance defined above in T_{SAT} and $\phi'(p_x, p_y)$ the corresponding distance in T_{nonSAT} . We want to bound $\phi - \phi'$ from above.

Let us decompose $\phi(p_x, p_y)$ into components. Remember that ϕ is the distance between two non-leaf points, *i.e.* the length of the shortest path between them. Such a path goes from p_x to a bridge, then crosses a number of bridges, clauses and variables, arrives to the target variable, and goes from the bridge to p_y . Observe that the first and last components (endpoint to bridge) do not change with the flipping of a variable. This can be seen in Figure 13: the distance $d(p_x, p_0)$ on the left and the distance $d(\bar{p}_x, \bar{p}_0)$ on the right are equal.

Variable-crossing costs do not change either, a variable bridge-to-bridge portion always has distance $n/2 + 1$ and neither do bridge-crossings which always cost ε . Therefore the only change in cost can be due to clause crossings. In T_{SAT} the maximum cost of a crossing is 4ε and in T_{nonSAT} the minimum cost of a crossing is 2ε . A path can cross each clause only once, otherwise there would exist a shortcut on the path. Since there are c clauses in total, we obtain the bound:

$$\phi(p_x, p_y) \leq \phi'(p_x, p_y) + 2c\varepsilon \quad (9)$$

In \mathcal{W}_5 we have $\leq \binom{3c}{2}(n+2)^2$ distances, each of which can be shorter by at most $2c\varepsilon$ in T_{nonSAT} than in T_{SAT} (provided that we group distances four-by-four as explained above and we average over the groups). The number of distances (assuming $n \geq 12c^2$) is less than $4c^2n^2$.

Now let us look at distances that are provably larger in T_{nonSAT} than in T_{SAT} . We know that there is at least one clause crossing that has cost $1 + 2\varepsilon$ in T_{nonSAT} and $\leq 4\varepsilon$ in T_{SAT} . This clause crossing is thus at least $1 - 2\varepsilon$ costlier in T_{nonSAT} than in T_{SAT} . For every clause crossing there are at least $(n/4)^2$ shortest paths going through that crossing, regardless of the states of the variables, *i.e.* both in T_{nonSAT} and in T_{SAT} . This is illustrated in Figure 14 (sets A and B). In this way we get that there are at least $(n/4)^2$ distances that contribute at least $1 - 2\varepsilon$ more to $\mathcal{W}_5(T_{nonSAT})$ than to $\mathcal{W}_5(T_{SAT})$.

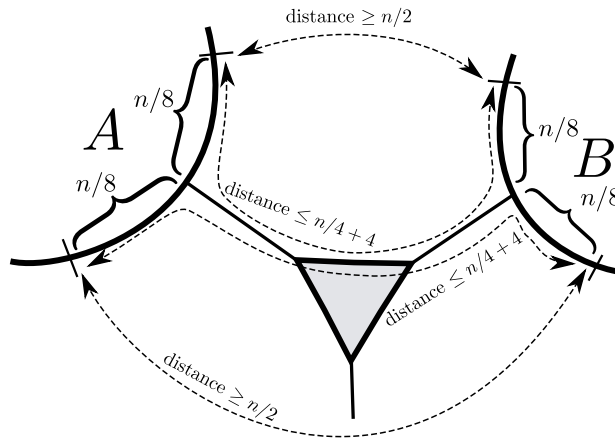


Figure 14: Shortest paths that have to go across a given clause crossing

Now we have all the ingredients to compare $\mathcal{W}(T_{nonSAT})$ and $\mathcal{W}(T_{SAT})$:

$$\begin{aligned}
\mathcal{W}(T_{nonSAT}) - \mathcal{W}(T_{SAT}) &= \mathcal{W}_1(T_{nonSAT}) - \mathcal{W}_1(T_{SAT}) + \mathcal{W}_2(T_{nonSAT}) - \mathcal{W}_2(T_{SAT}) \\
&\quad + \mathcal{W}_3(T_{nonSAT}) - \mathcal{W}_3(T_{SAT}) + \mathcal{W}_4(T_{nonSAT}) - \mathcal{W}_4(T_{SAT}) \\
&\quad + \mathcal{W}_5(T_{nonSAT}) - \mathcal{W}_5(T_{SAT}) \\
&\geq -330c - 144c^2n - 432c^2 - 8c^3n\varepsilon + (n/4)^2(1 - 2\varepsilon) \\
&\geq n^2/32
\end{aligned}$$

(assuming $\varepsilon < 1/c^2$ and $n > 10^5c^2$)

■

Now we bound the difference in cost between two triangulations corresponding to satisfying assignments.

Lemma 9. *If T_{SAT1} and T_{SAT2} are two triangulations corresponding to different satisfying assignments, then, given previous bounds on n and ε , we have that $|\mathcal{W}(T_{SAT1}) - \mathcal{W}(T_{SAT2})| \leq 150c^2n$.*

Proof. We go through the same computations as for Lemma 8 and use the fact that between two satisfying assignments a clause crossing can change cost by at most 2ε . ■

Now we are ready to prove the main theorem.

Proof. (Theorem 3)

All that remains to be shown is how to generate \mathcal{W}^* somewhere in the gap between the costs of satisfying and non-satisfying triangulations. It would be sufficient to generate a triangulation corresponding to a satisfying assignment and add $150c^2n$ to its cost. We do not even know, however, whether a satisfying assignment exists.

Instead, we construct a simpler triangulation that we call *baseline*: we assign to each variable an arbitrary truth value and triangulate the variable gadgets and attached bridges accordingly. Then we replace each clause with the baseline gadget of Figure 15, connecting the three vertices of the triangle to the bridge endpoints that that were supposed to connect to that clause. We note that many other configurations would work similarly well as a baseline gadget. For the described construction we can compute $\mathcal{W}(T_{baseline})$ using an all-pairs shortest-path algorithm.

Lemma 10. *For any $T_{baseline}$ and any T_{SAT} we have $|\mathcal{W}(T_{baseline}) - \mathcal{W}(T_{SAT})| \leq 150c^2n$.*

Proof. The computations are similar to those in the previous proofs. The computation goes similarly as for the previous proof (we look at the five different types of distances):

- (i) Within a single clause of $T_{baseline}$ the distance between any two vertices is < 2 , therefore $\mathcal{W}_1(T_{baseline}) < c\binom{12}{2}2 = 132c$.
- (ii) Here also $\mathcal{W}_2(T_{baseline}) = \mathcal{W}_2(T_{SAT})$.
- (iii) Here also $|\mathcal{W}_3(T_{baseline}) - \mathcal{W}_3(T_{SAT})| < (2 + 6c\varepsilon)(4cn)(12c) < 144c^2n$.
- (iv) Here also $|\mathcal{W}_4(T_{baseline}) - \mathcal{W}_4(T_{SAT})| < (12c)(12c)(2 + 6c\varepsilon) < 432c^2$.
- (v) Here also, clause crossings can change by at most 2ε , therefore $|\mathcal{W}_5(T_{baseline}) - \mathcal{W}_5(T_{SAT})| < 8c^3n\varepsilon$.

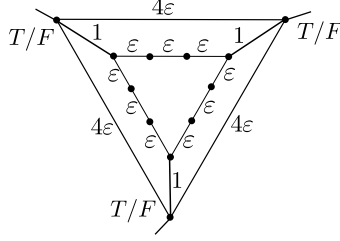


Figure 15: Clause gadget in baseline triangulation

Overall we find that $|\mathcal{W}(T_{baseline}) - \mathcal{W}(T_{SAT})| \leq 150c^2n$. ■

We can now generate the threshold as $\mathcal{W}^* = \mathcal{W}(T_{baseline}) + 300c^2n + 1$. In accordance with our previous constraints we set $n = 6 \cdot 10^5 c^3$, $\varepsilon = 1/(2c^2)$ and this ensures that \mathcal{W}^* falls in the gap between satisfying and nonsatisfying triangulations. We note that all constructions and computations can be performed in polynomial time and all parameters have polynomial magnitude. ■

3 Open questions

The main unanswered question is the status of the problem for metric weights, in particular for Euclidean distances. For polygons we have not succeeded in establishing results similar to Lemma 1 that would enable a dynamic programming approach. For point sets we suspect that the problem remains NP-hard, but we did not find a reduction.

The Euclidean-distance problem remains open even for the special case of regular polygons. Computer simulation shows that the solution is the fan for n up to 18, *except* for the cases $n = 7$ and $n = 9$, where the solution is shown in Figure 16. As another special case we show the solutions obtained for a 2-by- n grid, for n up to 16.

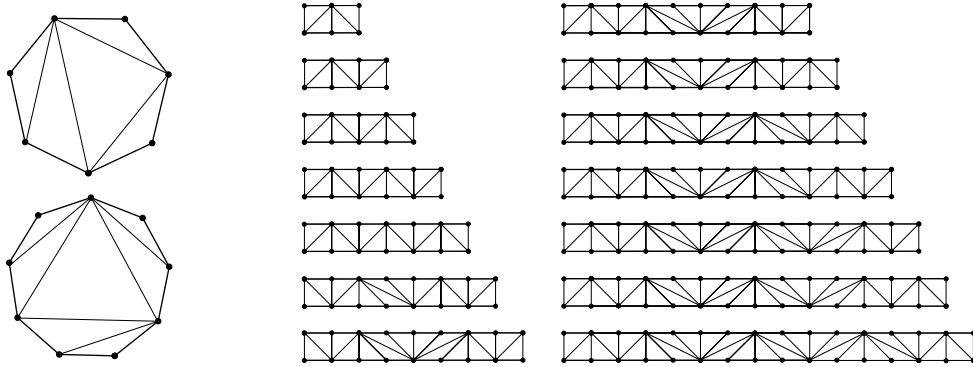


Figure 16: (a) solution for regular polygons (b) 2-by- n grids

The problem remains open with unit weights in the case of point sets not admitting a fan, even in special cases such as a 3-by- n grid. For the NP-hard variant of the problem the question remains whether a polynomial-time approximation scheme (PTAS) exists (an FPTAS is impossible, unless $P=NP$).

Variants of the problem that we have not studied include placing various constraints on the allowed geometric graphs besides non-crossing, such as a total budget on the sum of edge weights or bounded vertex-degree, as well as the case when Steiner points are allowed.

4 Acknowledgement

I thank my advisor, Raimund Seidel, for mentioning the problem at the INRIA-McGill-Victoria Workshop on Computational Geometry (2011) at the Bellairs Research Institute in Barbados and for valuable comments.

References

- [1] Franz Aurenhammer and Yinfeng Xu. Optimal triangulations. In C. A. Floudas and P. M. Pardalos, editors, *Encyclopedia of Optimization*, pages 2757–2764. Springer, 2009.
- [2] M. Berg, O. Cheong, and M. Kreveld. *Computational geometry: algorithms and applications*. Springer, 2008.
- [3] Marshall W. Bern and David Eppstein. Mesh generation and optimal triangulation. In *Computing in Euclidean Geometry*. 1992.
- [4] E. F. D’Azevedo and R. B. Simpson. On optimal interpolation triangle incidences. *SIAM Journal on Scientific and Statistical Computing*, 10(6):1063–1075, 1989.
- [5] Tamal K. Dey, Michael B. Dillencourt, Subir Kumar Ghosh, and Jason M. Cahill. Triangulating with high connectivity. *Comput. Geom.*, 8:39–56, 1997.
- [6] Andrey A. Dobrynin, Roger Entringer, and Ivan Gutman. Wiener index of trees: Theory and applications. *Acta Applicandae Mathematicae*, 66:211–249, 2001.
- [7] Herbert Edelsbrunner and Tiow Seng Tan. A quadratic time algorithm for the minmax length triangulation. *SIAM J. Comput.*, 22:414–423, 1991.
- [8] Herbert Edelsbrunner, Tiow Seng Tan, and Roman Waupotitsch. An $o(n^2 \log n)$ time algorithm for the minmax angle triangulation. In *Proceedings of SoCG*, 1990.
- [9] P. D. Gilbert. New results in planar triangulations. Report R-850, Coordinated Sci. Lab., Univ. Illinois, Urbana, IL, 1979.
- [10] Klaus Jansen. One strike against the min-max degree triangulation problem. *Comput. Geom. Theory Appl.*, 3:107–120, July 1993.
- [11] D. S. Johnson, J. K. Lenstra, and A. H. G. Rinnooy Kan. The complexity of the network design problem. *Networks*, 8(4):279–285, 1978.
- [12] G. T. Klincsek. Minimal triangulations of polygonal domains. *Discrete Math.*, 9:121–123, 1980.
- [13] Christian Knauer and Wolfgang Mulzer. Minimum dilation triangulations. Technical report, 2005.
- [14] Donald E. Knuth and Arvind Raghunathan. The problem of compatible representatives. *SIAM J. Discret. Math.*, 5:422–427, 1992.
- [15] David Lichtenstein. Planar formulae and their uses. *SIAM J. Comput.*, 11(2):329–343, 1982.
- [16] Bojan Mohar and Tomaž Pisanski. How to compute the Wiener index of a graph. *J. of Mathematical Chemistry*, 2:267–277, 1988.
- [17] Wolfgang Mulzer and Günter Rote. Minimum-weight triangulation is NP-hard. *J. ACM*, 55:11:1–11:29, 2008.
- [18] Cristian Wulff Nilsen. Wiener index and diameter of a planar graph in subquadratic time, 2009.
- [19] D. H. Rouvray. Predicting chemistry from topology. *Sci. Am.*, 255, 1986.
- [20] R. Sibson. Locally equiangular triangulations. *Comput. J.*, 21(3):243–245, 1978.
- [21] Harry Wiener. Structural Determination of Paraffin Boiling Points. *J. of the Am. Chem. Soc.*, 69(1):17–20, 1947.