

QCD measurements at the Tevatron

Dmitry Bandurin
(for the D0 and CDF Collaborations)

Florida State University, Department of Physics,
Tallahassee, FL 32306, USA

Selected quantum chromodynamics (QCD) measurements performed at the Fermilab Run II Tevatron $p\bar{p}$ collider running at $\sqrt{s} = 1.96$ TeV by CDF and D0 Collaborations are presented. The inclusive jet, dijet production and three-jet cross section measurements are used to test perturbative QCD calculations, constrain parton distribution function (PDF) determinations, and extract a precise value of the strong coupling constant, $\alpha_s(m_Z) = 0.1161^{+0.0041}_{-0.0048}$. Inclusive photon production cross-section measurements reveal an inability of next-to-leading-order (NLO) perturbative QCD (pQCD) calculations to describe low-energy photons arising directly in the hard scatter. The diphoton production cross-sections check the validity of the NLO pQCD predictions, soft-gluon resummation methods implemented in theoretical calculations, and contributions from the parton-to-photon fragmentation diagrams. Events with W/Z +jets productions are used to measure many kinematic distributions allowing extensive tests and tunes of predictions from pQCD NLO and Monte-Carlo (MC) event generators. The charged-particle transverse momenta (p_T) and multiplicity distributions in the inclusive minimum bias events are used to tune non-perturbative QCD models, including those describing the multiple parton interactions (MPI). Events with inclusive production of γ and 2 or 3 jets are used to study increasingly important MPI phenomenon at high p_T , measure an effective interaction cross section, $\sigma_{\text{eff}} = 16.4 \pm 2.3$ mb, and limit existing MPI models.

1 Introduction

QCD, the theory of the strong interaction between quarks and gluons, is heavily tested in experimental studies at hadron colliders. QCD results from the CDF and D0 collaborations obtained with integrated luminosity up to 8 fb^{-1} are reviewed in this paper. These results provide a crucial tests for pQCD, PDFs, the strong coupling constant, non-perturbative models describing parton fragmentation, and MPI phenomena. At the same time, the results are used to search for new phenomena and impose limits on the corresponding models. The performed extensive studies prepare a solid base for the LHC era of pp collisions.

2 Jet production

Thorough testing of pQCD at short distances is provided through measurements of differential inclusive jet, dijet and three-jet cross sections. The measurements of the inclusive jet cross sections done by the D0 [1] and CDF [2] collaborations are in agreement with pQCD predictions in a few jet rapidity regions. However, data with uncertainties lower than theoretical (mostly PDF) ones, favor a smaller gluon content at high Feynman x (>0.2). The D0 inclusive jet data has also been used to extract values of the strong coupling constant α_s in the interval of $50 < p_T^{\text{jet}} < 145$ GeV [3]. The best fit over 22 data points leads to $\alpha_s(m_Z) = 0.1161^{+0.0041}_{-0.0048}$ with improved accuracy from the Run I CDF result [4] and also in agreement with result from HERA jet data [5].

The inclusive dijet cross sections have been measured in the D0 [6] and CDF [7] experiments. Both measurements cover the mass range up to about 1.2 TeV with good agreement with pQCD, and no indication of any new physics. CDF imposed limits on some models with exotic particles decaying into two jets [7]. D0 results are compared to MSTW2008 [9] and CTEQ6.6M [8] PDF sets. They are in a better agreement with MSTW2008 and are systematically lower than the central pQCD prediction at high rapidities ($1.2 < |y| < 2.4$).

The D0 collaboration has also measured the three-jet mass cross sections using jets with leading (in p_T) jet $p_T > 150$ GeV, and considering three regions with different lower cut on the 3rd jet p_T (40, 70, 100 GeV) and three different jet rapidity regions ($|y| < 2.4, 1.6, 0.8$) [10]. Results, shown in Fig. 2, are in agreement with NLO pQCD predictions, and favor MSTW2008 [9] and NNPDF2.1 [11] PDF sets. D0 has also presented a measurement of the ratio of the inclusive 3-jet to 2-jet production cross sections [12]. The shape of the ratio is well described by NLO QCD and is practically independent of the PDF set. The results can potentially be used to test the running of α_s up to a p_T scale of 500 GeV.

The CDF collaboration studied structure of high p_T jets by selecting only events with at least one jet having $p_T > 400$ GeV, $0.1 < |y| < 0.7$ and considering jets with cone sizes $R = 0.4, 0.7$ and 1.0 [13]. Such studies can be used to tune parton showering and search for heavy resonances decaying hadronically. The jet mass is calculated using 4-vectors of calorimeter towers in a jet. Fig. 3 shows the jet mass distribution for $R = 0.7$ at high masses. The data are in agreement PYTHIA predictions and interpolate between the QCD LLA predictions [14] for quark and gluon jets, and confirm that the high mass jets are mostly caused by quark fragmentation.

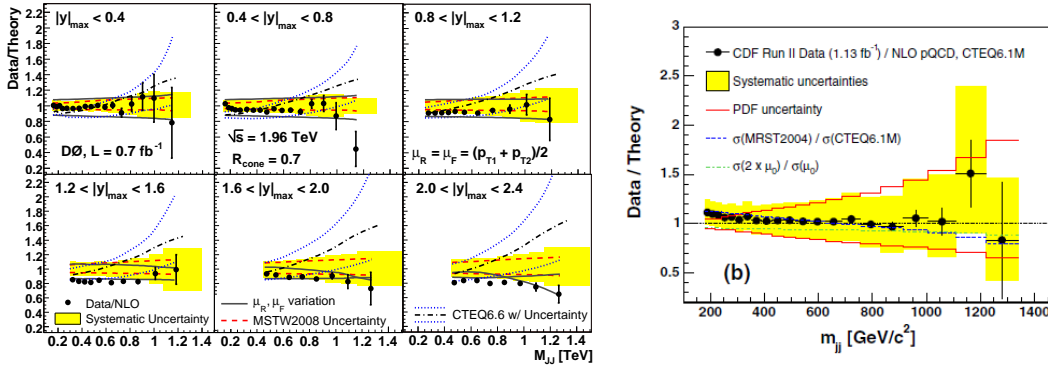


Figure 1: Ratios of data/theory for the dijet mass cross sections measured in D0 and CDF are shown on the left and right plots.

3 $W/Z + \text{jets}$ production

Both collaborations have extensively studied the $W/Z + \text{jet}$ productions since these events are the main background to top-quark, Higgs boson, SUSY and many other new physics production channels. In this section we review some of the latest results.

Fig. 4 shows the inclusive cross section for $Z/\gamma^* + \text{jets}$ production measured by CDF [15] as a function of dijet mass and jet multiplicity. The measurements are compared to LO and

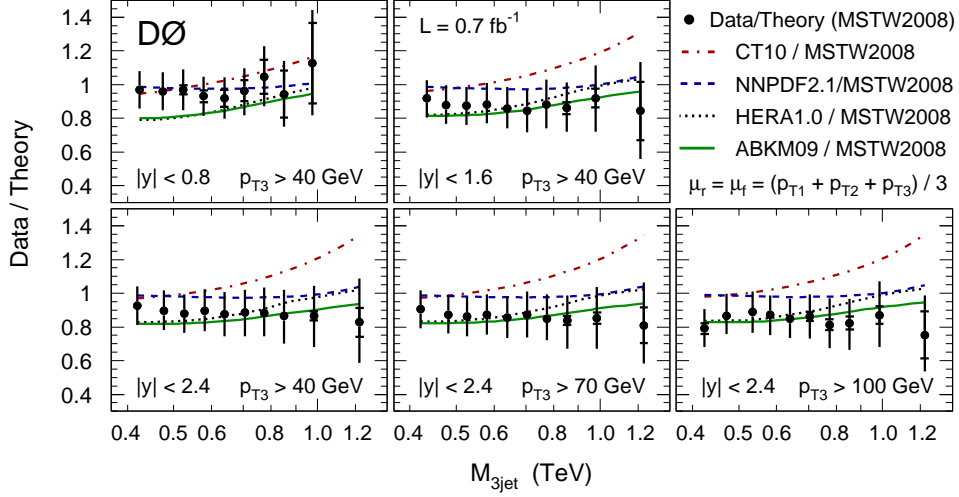


Figure 2: The 3-jet mass differential cross section in the three jet rapidity intervals are compared to NLO pQCD with different PDF sets.

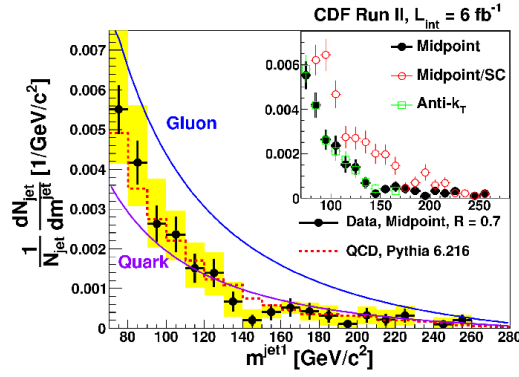


Figure 3: Distribution of jet mass for jets with $R = 0.7$; black crosses are data, red dashed is QCD MC, theoretical “all quarks” and “all gluons” curves are presented as well; the inset plot compares the results with Midpoint/SC and Anti- k_T jet algorithms.

NLO pQCD predictions obtained with MCFM [16] and are in good agreement with the NLO theory predictions. D0 measured jet p_T inclusive cross sections of $W + n$ -jet production for jet multiplicities $n = 1 - 4$ [17]. The measurements are compared to the NLO predictions for $n = 1 - 3$ and to LO predictions for $n = 4$. The measured cross sections are generally found to agree with the NLO calculation although certain regions of phase space are identified where the calculations could be improved.

D0 recently published the measured cross section ratio $\sigma(Z + b)/\sigma(Z + \text{jet}) = 0.0193 \pm 0.0022(\text{stat}) \pm 0.0015(\text{syst})$ for events with jet $p_T > 20$ GeV and $|\eta| < 2.5$ [18]. This most precise measurement of the $Z + b$ fraction is consistent with the NLO theory prediction, 0.0192 ± 0.0022 , (done with MCFM, renormalization and factorization scales set at m_Z) and the CDF result [19]. the CDF collaboration measured the cross section of $W + b$ -jet production $\sigma(W + b) \cdot Br(W \rightarrow l\nu) = 2.74 \pm 0.27(\text{stat}) \pm 0.42(\text{syst})$ pb with jet $p_T > 20$ GeV, $|\eta| < 2.0$ and $l = e, \mu$. The measurement significantly exceeds the NLO prediction 1.2 ± 0.14 pb.

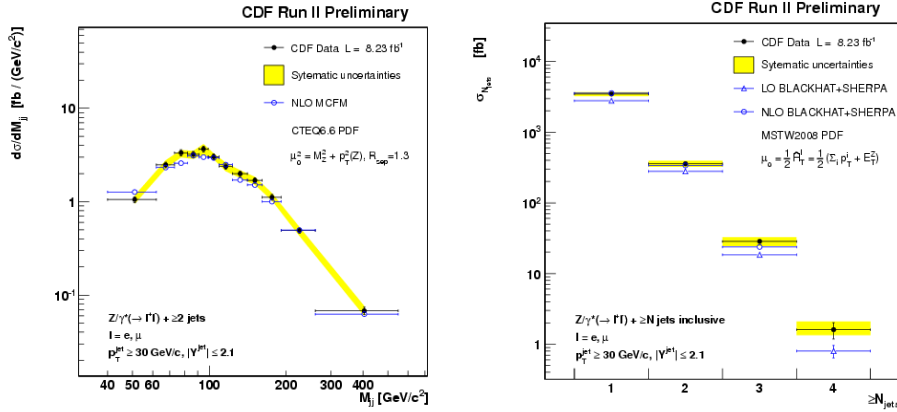


Figure 4: Left: measured inclusive cross section for $Z/\gamma^* + \text{jets}$ production as a function of dijet mass compared to NLO pQCD predictions as determined using MCFM. Right: measured cross section as a function of inclusive jet multiplicity compared to LO and NLO pQCD predictions as determined using MCFM.

4 Photon production

Since high p_T photons emerge directly from $p\bar{p}$ collisions and provide a direct probe of the parton hard scattering dynamics, they are of permanent interest in high energy physics. The inclusive photon production cross sections measured by D0 and CDF in the central rapidity region [21,22] are in agreement within experimental uncertainties and both indicate a difficulty for NLO pQCD to describe the low p_T behavior.

In light of the Higgs boson search and other possible resonances decaying to a photon pair, both the collaborations performed a thorough study of the diphoton production. D0 measured the diphoton cross sections (see Fig. 7) as a function of the diphoton mass $M_{\gamma\gamma}$, the transverse momentum of the diphoton system $p_T^{\gamma\gamma}$, the azimuthal angle between the photons

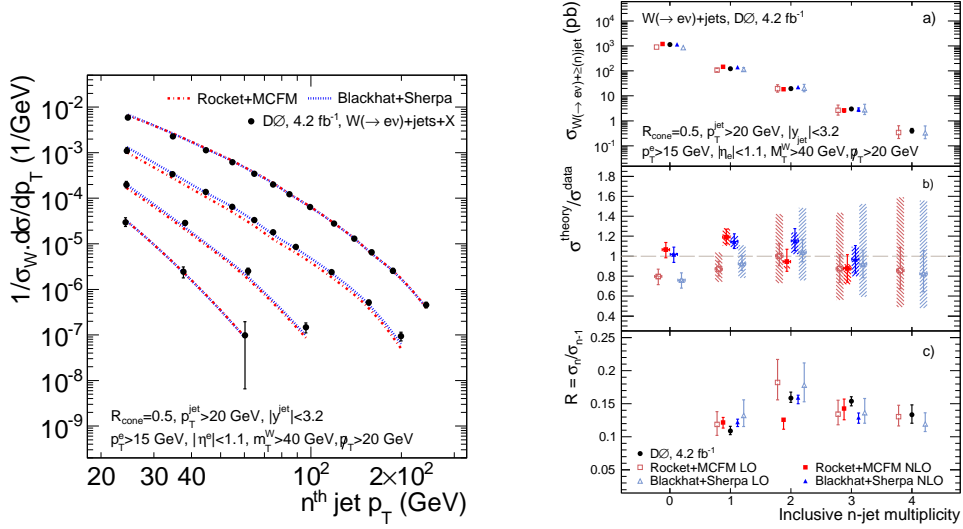


Figure 5: Left: measured $W + n$ jet differential cross section as a function of jet p_T for $n = 1 - 4$, normalized to the inclusive $W \rightarrow e\nu$ cross section. The $W + 1$ jet inclusive spectra are shown by the top curve, the $W + 4$ jet inclusive spectra by the bottom curve. The measurements are compared to the fixed-order NLO predictions for $n = 1 - 3$ and to LO predictions for $n = 4$. Right: (a) total inclusive n -jet cross sections σ_n as a function of n , (b) the ratio of the theory predictions to the measurements, and (c) σ_n/σ_{n-1} ratios for data, Blackhat+Sherpa and Rocket+MCFM. The hashed areas represent the theoretical uncertainty arising from the choice of renormalization and factorization scale.

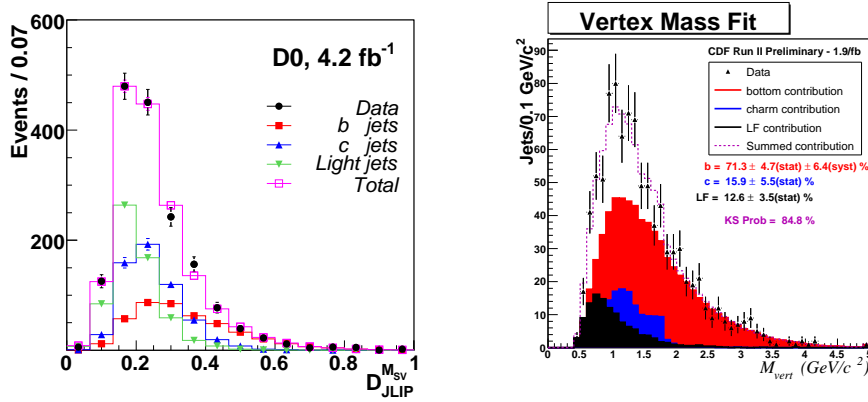


Figure 6: Left (D0): the distributions of the b , c , light jets and data over the b -jet discriminant; MC templates are weighted by the fractions found from the fit to data. Right (CDF): the secondary vertex mass fit for the tagged jets in the selected sample.

$\Delta\phi_{\gamma\gamma}$, and the polar scattering angle of the photons. The latter three cross sections are also measured in the three $M_{\gamma\gamma}$ bins, $30 - 50$, $50 - 80$ and $80 - 350$ GeV. The measurements are compared to NLO QCD and PYTHIA [29] predictions. The results show that the largest discrepancies between data and NLO predictions for each of the kinematic variables originate from the lowest $M_{\gamma\gamma}$ region ($M_{\gamma\gamma} < 50$ GeV), where the contribution from $gg \rightarrow \gamma\gamma$ is expected to be largest [23]. The discrepancies between data and the theory predictions are reduced in the intermediate $M_{\gamma\gamma}$ region, and a quite satisfactory description of all kinematic variables is achieved for the $M_{\gamma\gamma} > 80$ GeV region, the relevant region for the Higgs boson and new phenomena searches. The CDF collaboration measured the diphoton production cross sections functions of $M_{\gamma\gamma}$, $p_T^{\gamma\gamma}$ and $\Delta\phi_{\gamma\gamma}$. They are shown in Fig. 8. None of the models describe the data well in all kinematic regions, in particular at low diphoton mass ($M_{\gamma\gamma} < 60$ GeV), low $\Delta\phi_{\gamma\gamma} (< 1.7$ rad) and moderate $p_T^{\gamma\gamma}$ (20 – 50 GeV).

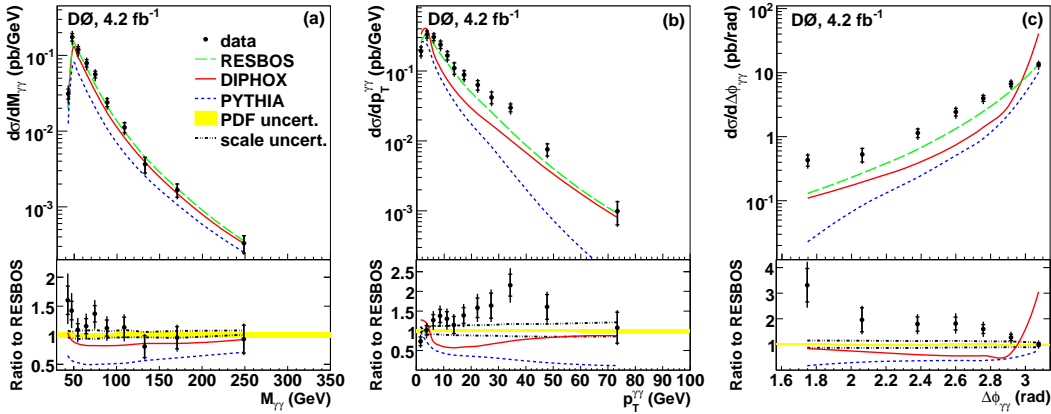


Figure 7: The measured differential diphoton production cross sections as functions of (a) $M_{\gamma\gamma}$, (b) $p_T^{\gamma\gamma}$ and (c) $\Delta\phi_{\gamma\gamma}$ in D0 experiment. The data are compared to the theoretical predictions from RESBOS, DIPHOX, and PYTHIA. The ratio of differential cross sections between data and RESBOS are displayed as black points with uncertainties in the bottom plots. The solid (dashed) line shows the ratio of the predictions from DIPHOX (PYTHIA) to those from RESBOS. In the bottom plots, the scale uncertainties are shown by dash-dotted lines and the PDF uncertainties by shaded regions.

5 Multiple parton interactions

The CDF and D0 collaborations comprehensively studied the phenomenon of MPI events in a few Run II measurements. In this section we mention some of the recently published results. CDF studied charged-particle p_T sum densities and multiplicities in Drell-Yan and jet events [25]. Specifically, both distributions have been analyzed in the three regions: towards the total lepton pair (Z-boson) \vec{p}_T , opposite to this direction (“away” region) and in the region transverse to the lepton pair/jet \vec{p}_T . The charged-particle p_T sum density in the three regions in the Drell-Yan events is shown on the left plot of Fig. 9 as a function of the lepton pair p_T . The same quantity is also plotted for the transverse region on the right

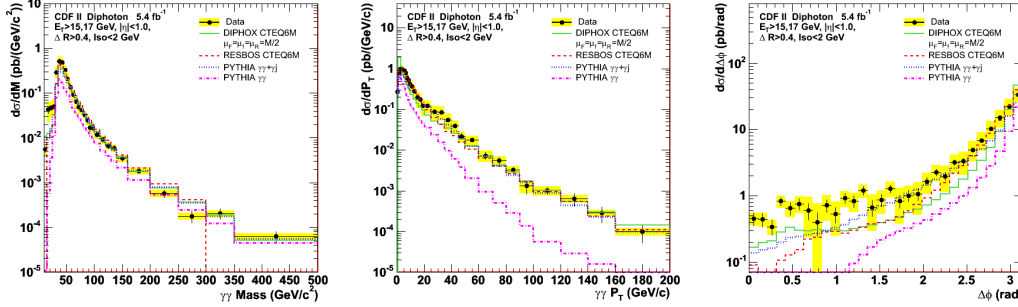


Figure 8: The measured differential diphoton production cross sections as functions of (from left to right) $M_{\gamma\gamma}$, $p_T^{\gamma\gamma}$ and $\Delta\phi_{\gamma\gamma}$ in CDF experiment.

plot. One can see a similar trend in both Drell-Yan and jet events which can be considered as MPI universality. The tuned PYTHIA describes the data very well.

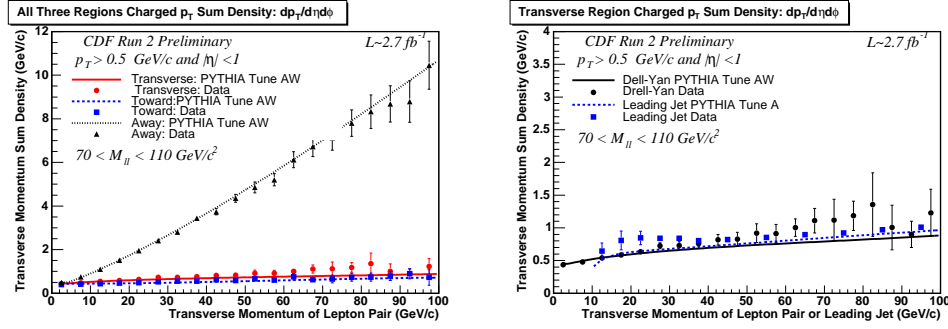


Figure 9: Left: the comparison of the total charged-particle p_T sum density $dp_T/d\eta d\phi$ in the three regions in the Drell-Yan events: “transverse”, “away” and “toward”. Right: the p_T sum density in the transverse region in Drell-Yan and jet production as a function of the lepton pair or leading jet p_T .

D0 has studied events with double parton (DP) scattering in $\gamma+3$ jet events [26], in which two pairs of partons undergo two hard interactions in a single $p\bar{p}$ collision. The DP events can be a background to many rare processes but they also provide insight into the spatial distribution of partons in the colliding hadrons. D0 measured the so-called effective cross section, that characterizes rates of the DP events, $\sigma_{\text{DP}}^{\gamma j, jj} = \sigma^{\gamma j} \sigma^{jj} / \sigma_{\text{eff}}$. The measurement was done in the three bins of the 2nd (ordered in p_T) jet p_T . The results are shown in Fig. 10. Using these three (almost uncorrelated) points, the obtained average effective cross section is $\sigma_{\text{eff}} = 16.4 \pm 0.3(\text{stat}) \pm 2.3(\text{syst})$. It is in agreement with the previous CDF result [27]. To tune MPI models, D0 also measured cross sections for the azimuthal angle defined between the p_T vectors of the γ +jet and dijet systems in the three p_T bins of the 2nd jet p_T [28]. Comparison of data with a few MPI and two “no MPI” models are shown in Fig. 11. One can see that data clearly contain DP events and favor more Perugia MPI

tunes.

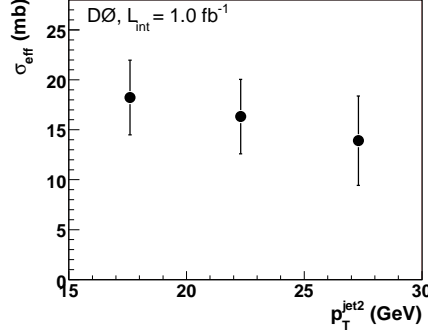


Figure 10: The measured effective cross section vs 2nd jet p_T .

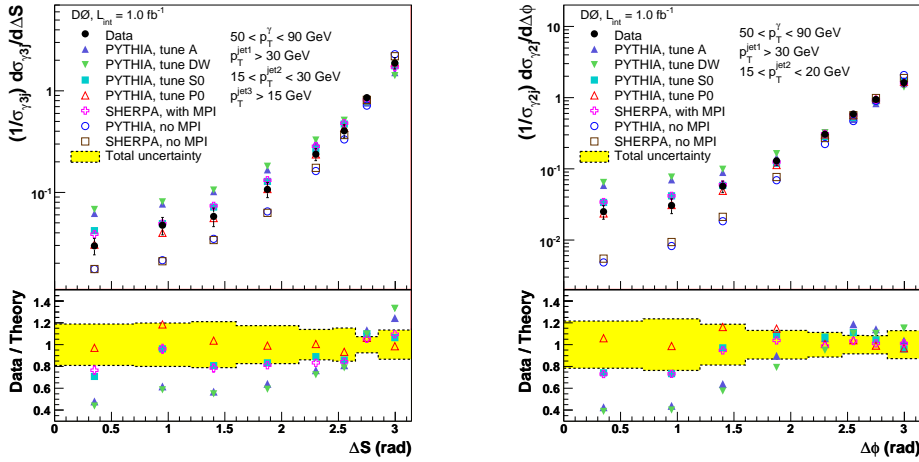


Figure 11: Left: Normalized differential cross section in the $\gamma + 3\text{-jet} + X$ events, $(1/\sigma_{\gamma 3j})d\sigma_{\gamma 3j}/d\Delta S$, in data compared to MC models and the ratio of data over theory, only for models including MPI, in the range $15 < p_T^{jet2} < 30$ GeV. Right: Normalized differential cross section in $\gamma + 2\text{-jet} + X$ events, $(1/\sigma_{\gamma 2j})d\sigma_{\gamma 2j}/d\Delta\phi$, in data compared to MC models and the ratio of data over theory, only for models including MPI, in the range $15 < p_T^{jet2} < 20$ GeV.

6 Summary

The Tevatron experiments provide precision QCD measurements of many fundamental observables. In most cases, the results are mutually consistent and/or complementary to each other. Jet measurements show good agreement with pQCD, sensitivity to PDF sets, the strongest constraint on high- x gluon PDF, provide detailed studies of different jet algorithms, are used to extract α_s , study jet substructure, and provide limits on many new

phenomena models. The W/Z +jets results provide extensive tests of pQCD and tune existing MC models. The photon results test fixed order NLO pQCD predictions accounting for resummation and fragmentation effects and show that the theory should be better understood. Measurements of underlying/MPI events impose strong constraints and improve phenomenological MPI models at low and high p_T regimes.

References

- [1] V. M. Abazov *et al.* (D0), Phys. Rev. Lett. **101**, 062001 (2008).
- [2] T. Aaltonen *et al.* (CDF), Phys.Rev. D **78**, 052006 (2008); Phys.Rev. D **75**, 092006 (2007).
- [3] V. M. Abazov *et al.* (D0), Phys. Rev. D **80**, 111108 (2009).
- [4] T. Affolder *et al.* (CDF), Phys. Rev. Lett. **88**, 042001 (2002).
- [5] S. Bethke, Eur. Phys. J. C **64**, 689 (2009).
- [6] V. M. Abazov *et al.* (D0), Phys. Lett. B **693**, 531 (2010).
- [7] T. Aaltonen *et al.* (CDF), Phys.Rev. D **79**, 112002 (2009).
- [8] P. M. Nadolsky *et al.*, Phys. Rev. D **78** 013004 (2008).
- [9] A. D. Martin, W.J. Stirling, R.S. Thorne, G. Watt, Eur. Phys. J. C **63** 189 (2009).
- [10] V. M. Abazov *et al.* (D0), Submitted to Phys. Lett. B, arXiv:1104.1986 (2011).
- [11] R. D. Ball *et al.*, arXiv:1101.1300 [hep-ph].
- [12] V. M. Abazov *et al.* (D0), D0 Note 6032-CONF.
- [13] T. Aaltonen *et al.* (CDF), CDF Note CDF-10199 (2011).
- [14] L. G. Almeida *et al.*, Phys. Rev. D **79** 074017 (2009).
- [15] <http://www-cdf.fnal.gov/physics/new/qcd/QCD.html>
- [16] R. K. Ellis *et al.*, J. High Energy Phys. **01**, 012 (2009).
- [17] V. M. Abazov *et al.* (D0), Submitted to Phys. Lett. B, arXiv:1106.1457 (2011).
- [18] V. M. Abazov *et al.* (D0), Phys. Lett. B **682**, 370 (2010).
- [19] T. Aaltonen *et al.* (CDF), Phys.Rev. D **79**, 052008 (2009).
- [20] T. Aaltonen *et al.* (CDF), Phys.Rev.Lett. **10**, 131801 (2010).
- [21] V.M. Abazov *et al.* (D0), Phys.Lett. B **639**, 151 (2006); *ibid.* **658**, 285 (2008).
- [22] T. Aaltonen *et al.* (CDF), Phys. Rev. D **80**, 111106 (2009).
- [23] V. M. Abazov *et al.* (D0), Phys. Lett. B **690**, 108 (2010) and references therein.
- [24] T. Aaltonen *et al.* (CDF), CDF Note CDF-10160 (2011).
- [25] T. Aaltonen *et al.* (CDF), Phys.Rev. D **82**, 034001 (2010).
- [26] V. M. Abazov *et al.* (D0), Phys.Rev. D **81**, 052012 (2010).
- [27] F. Abe *et al.* (CDF), Phys.Rev. D **56**, 3811 (1997).
- [28] V. M. Abazov *et al.* (D0), Phys.Rev. D **83**, 052008 (2011).
- [29] T. Sjostrand, S. Mrenna, P. Z. Skands, JHEP **0605**, 026 (2006).