

# Energy dependence of elliptic flow of $\phi$ -meson in STAR at RHIC\*

MD. NASIM ( FOR STAR COLLABORATION)

Variable Energy Cyclotron Centre , Kolkata-700064, India

We present the measurement of elliptic flow ( $v_2$ ) as a function of transverse momentum ( $p_T$ ) for the  $\phi$ -meson in Au+Au collisions at  $\sqrt{s_{NN}} = 7.7$ , 11.5 and 39 GeV. At low  $p_T$   $\phi$ -meson  $v_2$  decreases with decrease in beam energy. The number of constituent quark ( $n_{cq}$ ) scaled  $v_2$  for  $\phi$ -meson vs  $(m_T - m_0)/n_{cq}$  follows similar trend as other hadrons for  $\sqrt{s_{NN}} = 39$  GeV whereas the  $n_{cq}$  scaled  $v_2$  for  $\phi$ -mesons follows a different trend compared to the other hadrons at  $\sqrt{s_{NN}} = 11.5$  GeV.

PACS numbers: 25.75.-q, 25.75.Ld

## 1. Introduction

The elliptic flow ( $v_2$ ) measured in heavy-ion collision are believed to arise because of the pressure gradients developed in the overlap region of two nuclei collide at nonzero impact parameters. According to hydrodynamical model  $v_2$  is an early time phenomenon and sensitive to the equation of state of the system formed in the collision [1]. So  $v_2$  can be used as a probe for early system although its magnitude may change due to later stage hadronic interactions. The  $\phi$ -meson, which is the bound state of  $s$  and  $\bar{s}$  quark, has small interaction cross-section with hadrons [2]. So for the  $\phi$ -meson  $v_2$ , effect of later stage hadronic interaction is small. Therefore elliptic flow of  $\phi$ -mesons can be used as a clean probe to measure early time collectivity of the system created in heavy-ion collision. Recent results from Relativistic Heavy Ion Collider (RHIC) on  $v_2$  as function of transverse momentum ( $p_T$ ) shows that at low  $p_T$  elliptic flow of identified hadrons follows mass ordering (lower  $v_2$  for heavier hadrons than that of lighter hadrons) whereas at intermediate  $p_T$  all mesons and all baryons form two different groups. When  $v_2$  and  $p_T$  are scaled by number of constituent quarks of the hadrons, the measured  $v_2$  values are consistent with each other as parton

---

\* Presented at Strangeness in Quark Matter Conference

coalescence or recombination models predicted [3, 4]. This observation, is known as number of constituents quark scaling (NCQ scaling). This effect has been interpreted as collectivity being developed at the partonic stage of the evolution of the system in heavy-ion collision [5].  $\phi$ -meson has mass ( $1.02 \text{ GeV}/c^2$ ) comparable to mass of the lightest baryons (protons,  $\Lambda$ s) and at the same time it is meson, so study of NCQ scaling of  $\phi$ -meson  $v_2$  would be more appropriate to understand the collectivity at partonic level and coalescence as mechanism of hadronization at intermediate  $p_T$ . One of the main goal of RHIC Beam Energy Scan (BES) program is to see NCQ scaling of  $v_2$  for all hadrons as function of energy. In this program  $\phi$ -mesons  $v_2$  plays an important role. Because violation of NCQ scaling by  $\phi$ -mesons could be considered as a signature of matter dominated by hadronic interactions.

## 2. Detectors and Data Sets

The results presented here are based on data collected in the BES program at  $\sqrt{s_{NN}} = 7.7, 11.5$  and  $39 \text{ GeV}$  in Au+Au collisions with the STAR detector with minimum bias trigger [6] in the year of 2010. The Time Projection Chamber (TPC) and Time of Flight (TOF) detectors with full  $2\pi$  coverage were used for particle identification in the central rapidity ( $y$ ) region ( $|y| < 1.0$ ). Particles are identified from information of specific energy loss as a function of momentum (using TPC) and square of mass as a function of momentum (using TOF). A cut on vertex radius (defined as  $V_R = \sqrt{V_x^2 + V_y^2}$ , where  $V_x$  and  $V_y$  are the vertex positions along the  $x$  and  $y$  directions)  $< 2 \text{ cm}$  has been used to reject events from beam pipe interaction. The total number of minimum bias events analyzed are about 169 million for  $39 \text{ GeV}$ , 10.5 million for  $11.5 \text{ GeV}$  and 4 million for  $7.7 \text{ GeV}$ .

## 3. Flow Analysis Methods

The Event Plane method [7] (both full and  $\eta$ -sub event plane) has been used for the flow analysis. In this method each particle correlates with event plane determined from all particles in a events except the particle of interest. The event plane angle  $\psi_2$  is defined by the equation

$$\psi_2 = \frac{1}{2} \tan^{-1} \frac{\sum w_i \sin(2\phi_i)}{\sum w_i \cos(2\phi_i)}, \quad (1)$$

where sum goes over all the particles used in the event plane calculation.  $\phi_i$  is the azimuthal angle of the  $i^{\text{th}}$  particle and  $w_i (= w_\phi * w_{pt})$  are weights. The weight  $w_\phi$ , inverse of azimuthal distribution of particles, has been used to make the distribution of event planes isotopic in the laboratory system [7]. In order to improve the event plane resolution, the weights  $w_{pt}$  are set equal

to  $p_T$  up to 2 GeV/ $c$  and then constant at 2.0 above  $p_T > 2$  GeV/ $c$ . The observed  $v_2^{\text{obs}}$  is the second harmonic of the azimuthal distribution of particles with respect to  $\psi_2$

$$v_2^{\text{obs}} = \langle \cos[2(\phi - \psi_2)] \rangle, \quad (2)$$

where angular brackets denote an average over all particles in all events. Since finite multiplicity limits the resolution in estimating the angle of the reaction plane, the observed  $v_2^{\text{obs}}$  has to be corrected for the event plane resolution as

$$v_2 = \frac{v_2^{\text{obs}}}{\langle \cos[2(\psi_2 - \psi_r)] \rangle}, \quad (3)$$

where  $\psi_r$  is the reaction plane angle. The event plane resolution [7] is estimated by the correlation of the events planes of two sub-events A and B and is given by

$$\langle \cos[2(\psi_2 - \psi_r)] \rangle = C \langle \cos[2(\psi_2^A - \psi_2^B)] \rangle, \quad (4)$$

where  $C$  is a constant calculated from the known multiplicity dependence of the resolution.

In  $\eta$ -sub event plane method [7], one defines the event flow vector for each particle based on particles measured in the opposite hemisphere in pseudorapidity:

$$v_2(\eta_{\pm}) = \frac{\langle \cos[2(\phi_{\eta_{\pm}} - \psi_{2,\eta_{\mp}})] \rangle}{\sqrt{\langle \cos[2(\psi_{2,\eta_{+}} - \psi_{2,\eta_{-}})] \rangle}}. \quad (5)$$

Here  $\psi_{2,\eta_{+}}$  ( $\psi_{2,\eta_{-}}$ ) is the second harmonic event plane angle defined for particles with positive(negative) pseudorapidity. An  $\eta$  gap of  $|\eta| < 0.075$  between positive and negative pseudorapidity sub-events has been introduced to suppress non-flow effects. Event by event resolution correction has been done. Typical values of event plane resolution ( in  $\eta$ -sub event plane method ) for minimum bias collision are 0.43, 0.32 and 0.27 at  $\sqrt{s_{NN}}=39, 11.5$  and 7.7 GeV respectively.

#### 4. Results

$\phi$ -mesons are identified using the invariant mass technique from their decay to  $K^+ + K^-$ . Mixed event technique has been used for combinatorial background subtraction. Figure 1(a) shows  $\phi$ -mesons signal after combinatorial background subtraction in Au+Au collision at  $\sqrt{s_{NN}}=39$  GeV for

$p_T$  window 1.1 to 1.3 GeV/ $c$  and for 0-80% centrality. The  $\phi$ -mesons signal fitted with Briet-Wigner function and 1st order polynomial for residual background to extract  $\phi$ -mesons yield. The yield distribution as a function of  $\phi - \psi_2$  was fitted by the function

$$A(1 + 2v_2^{\text{obs}} \cos[2(\phi - \psi_2)]), \quad (6)$$

to extract the  $v_2^{\text{obs}}$  value, where A is a constant. A typical result for  $p_T$  window 1.1 to 1.3 GeV/ $c$  at  $\sqrt{s_{NN}}=39$  GeV is shown in figure 1(b).

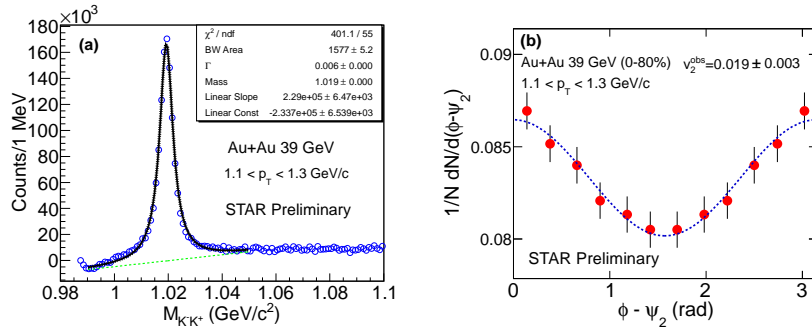


Fig. 1. (a)  $\phi$ -mesons signal after combinatorial background subtraction in Au+Au collision (0-80%) at  $\sqrt{s_{NN}}=39$  GeV from a selected  $p_T$  bin (1.1 to 1.3 GeV/ $c$ ). (b)  $\phi - \psi_2$  distribution for  $\phi$ -meson at  $1.1 < p_T < 1.3$  GeV/ $c$  in Au+Au collision at  $\sqrt{s_{NN}}=39$  GeV

The measurements of  $\phi$ -meson  $v_2$  as function of transverse momentum at  $\sqrt{s_{NN}}=39, 11.5$  and  $7.7$  GeV is shown in figure 2. These results are from  $\eta$ -sub event plane method. The published results [5] at  $\sqrt{s_{NN}}=200$  GeV in Au+Au collision is also shown in figure 2 (a) for comparison. At  $\sqrt{s_{NN}}=11.5$  GeV,  $\phi$ -meson  $v_2$  is observed to be significantly smaller than 39 and 200 GeV. Due to limited statistics there are only two data points with large statistical error for  $\phi$ -meson  $v_2$  at  $\sqrt{s_{NN}}=7.7$  GeV. To understand these results we will discuss effect partonic and hadronic interaction on  $\phi$ -mesons  $v_2$ . The two main possibility of  $\phi$ -meson production are (a) kaon coalescence and (b) coalescence of s and  $\bar{s}$  quarks in the medium. The recent results [8] from RHIC and NA49 Collaboration [9] to  $\phi$ -meson production shows that the contribution from kaon coalescence should be small in this energy range and the  $\phi$ -mesons production is dominated by partonic interaction. So the contribution to  $\phi$ -meson  $v_2$  is mostly from partonic phase.

Now we will discuss the effect of system evolution on  $v_2$  of  $\phi$  mesons. Phenomenological analysis [2] and experimental result on coherent  $\phi$  photo-production [10] suggest that interaction cross-section of  $\phi$ -mesons with other

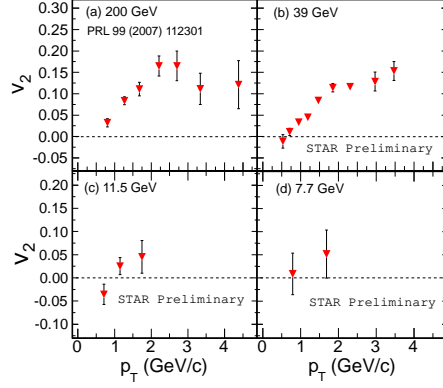


Fig. 2.  $v_2$  vs  $p_T$  of  $\phi$ -meson for Au + Au collision (0-80%) at  $\sqrt{s_{NN}} = 7.7, 11.5, 39$  and 200 GeV with  $|y| < 1.0$ .

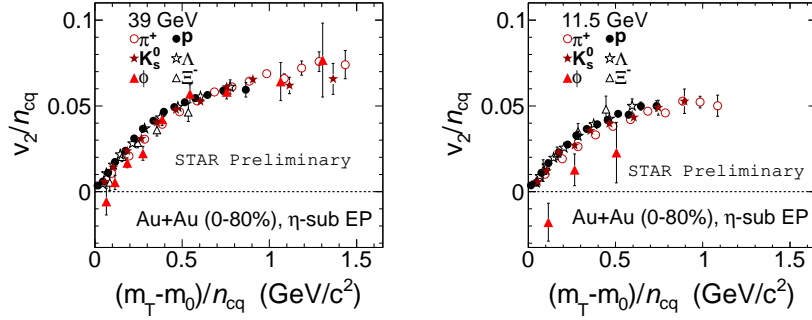


Fig. 3.  $v_2/n_{cq}$  vs  $(m_T - m_0)/n_{cq}$  in Au + Au collisions at  $\sqrt{s_{NN}} = 11.5$  and 39 GeV.

hadrons is much smaller than that of other particles. Due small hadronic interaction cross-section of  $\phi$ -mesons, they freeze out very early and close to chemical freeze out temperature. So the effect of hadronic interactions on  $\phi$ -mesons  $v_2$  is very small and most of the contribution on  $v_2$  is from partonic phase. Therefore large  $\phi$ -meson  $v_2$  indicates the formation partonic matter and small  $v_2$  of could indicate dominance of hadron interactions.

Figure 3 shows  $v_2$  divided by number of constituent quark as function of  $(m_T - m_0)/n_{cq}$ , where  $m_T (= \sqrt{p_T^2 + m_0^2})$  is the transverse mass,  $p_T$  is the transverse momentum, and  $m_0$  is the mass of the hadron, at  $\sqrt{s_{NN}} = 39$  and 11.5 GeV. The  $\phi$ -mesons  $v_2$  shows similar  $v_2$  values as other hadrons at

$\sqrt{s_{NN}} = 39$  GeV whereas for  $\sqrt{s_{NN}} = 11.5$  GeV  $\phi$ -mesons falls off the trend from the other hadrons. The mean deviation of  $\phi$ -mesons  $v_2$  from the  $\pi$ -meson  $v_2$  is  $2.6 \sigma$  ( $\sigma$  is the error on  $\phi$ -meson  $v_2$ ). The NCQ scaling has been understood by considering quark coalescence as mechanism of hadronization and it is believed to be indication of deconfinement [11]. The study of  $\phi$ -mesons  $v_2$  using A Multi Phase Transport Model (AMPT) shows that, partonic interaction are necessary for NCQ scaling of  $v_2$  of hadrons [12]. So the small magnitude of  $\phi$ -meson  $v_2$  and its deviation from the values of other hadrons at  $\sqrt{s_{NN}} = 11.5$  GeV could be effect of a matter where hadronic interactions are dominant.

### 5. Summary

We have presented  $v_2$  of  $\phi$ -mesons in Au + Au collision at  $\sqrt{s_{NN}} = 7.7, 11.5$  and 39 GeV obtained by the STAR experiment. Large  $\phi$ -mesons  $v_2$  at  $\sqrt{s_{NN}} = 39$  GeV indicates that partonic collectivity has been developed at  $\sqrt{s_{NN}} = 39$  GeV as it has been seen before at top RHIC energies. Different trend has been observed for  $\phi$ -mesons  $v_2$  at  $\sqrt{s_{NN}} = 11.5$  GeV. The deviation of  $\phi$ -meson  $v_2$  from other hadrons could indicate the dominance of hadronic interactions with decreasing the beam energy.

### 6. ACKNOWLEDGMENTS

Financial support from Board of Research on Nuclear Science (project sanction No. 2010/21/15-BRNS), Government of India is gratefully acknowledged.

### REFERENCES

- [1] P.F. Kolb et al. Nucl. Phys. A715, (2003) 653c
- [2] J. Rafelski and B. Muller, Phys. Rev. Lett. 48 (1982) 1066;
- [3] D. Molnar and S. A. Voloshin, Phys. Rev. Lett. 91 (2003) 092301
- [4] J. Adams et al. ( STAR Collaboration) Phys. Rev. Lett. 92 (2004) 052302
- [5] B. I. Abelev et al. (STAR Collaboration) Phys. Rev. Lett. 99 (2007) 112301
- [6] B. I. Abelev et al. ( STAR Collaboration) Phys. Rev. C 81 (2010) 024911
- [7] A. M. Poskanzer and S. A. Voloshin, Phys. Rev. C 58 (1998) 1671
- [8] B. I. Abelev et al. (STAR Collaboration) Phys. Rev. C 79 (2009) 064903
- [9] NA49 Collaboration, C. Alt et al., Phys. Rev. C 78 (2008) 044907
- [10] A. Sibirtsev et al. Eur. Phys. J. A 29 (2006) 209.
- [11] S. Pratt and Subrata Pal, Phys. Rev. C 71, (2005) 014905
- [12] B. Mohanty and N. Xu , J. Phys. G 36, (2009) 064022