

# Numerical solution of the radiative transfer equation: X-ray spectral formation from cylindrical accretion onto a magnetized neutron star

R. Farinelli<sup>1,2</sup>, C. Ceccobello<sup>2</sup>, P. Romano<sup>1</sup>, and L. Titarchuk<sup>2,3</sup>

<sup>1</sup> INAF, Istituto di Astrofisica Spaziale e Fisica Cosmica, via U. La Malfa 153, 90146, Palermo, Italy

<sup>2</sup> Dipartimento di Fisica, Università di Ferrara, via Saragat 1, 44100, Ferrara, Italy

<sup>3</sup> NASA, Goddard Space Flight Center, Greenbelt, MD 20771, USA

Preprint online version: June 4, 2021

## ABSTRACT

**Context.** Predicting the emerging X-ray spectra in several astrophysical objects is of great importance, in particular when the observational data are compared with theoretical models. This requires developing numerical routines for the solution of the radiative transfer equation according to the expected physical conditions of the systems under study.

**Aims.** We have developed an algorithm solving the radiative transfer equation in the Fokker-Planck approximation when both thermal and bulk Comptonization take place. The algorithm is essentially a relaxation method, where stable solutions are obtained when the system has reached its steady-state equilibrium.

**Methods.** We obtained the solution of the radiative transfer equation in the two-dimensional domain defined by the photon energy  $E$  and optical depth of the system  $\tau$  using finite-differences for the partial derivatives, and imposing specific boundary conditions for the solutions. We treated the case of cylindrical accretion onto a magnetized neutron star.

**Results.** We considered a blackbody seed spectrum of photons with exponential distribution across the accretion column and for an accretion where the velocity reaches its maximum at the stellar surface and at the top of the accretion column, respectively. In both cases higher values of the electron temperature and of the optical depth  $\tau$  produce flatter and harder spectra. Other parameters contributing to the spectral formation are the steepness of the vertical velocity profile, the albedo at the star surface, and the radius of the accretion column. The latter parameter modifies the emerging spectra in a specular way for the two assumed accretion profiles.

**Conclusions.** The algorithm has been implemented in the XSPEC package for X-ray spectral fitting and is specifically dedicated to the physical framework of accretion at the polar cap of a neutron star with a high magnetic field ( $\gtrsim 10^{12}$  G). This latter case is expected to be typical of accreting systems such as X-ray pulsars and supergiant fast X-ray transients.

**Key words.** Methods: numerical - X-rays: binaries - Radiative transfer - Magnetic fields

## 1. Introduction

The solution of the radiative transfer equation (RTE) that describes the modification of a seed photon spectrum due to Comptonization in a plasma is a much debated mathematical problem. The equation in its full form is indeed integro-differential (Pomraning 1973) and allows for analytical solutions under some particular assumptions, such as electron temperature  $T_e = 0$  (Titarchuk & Zannias 1998) or in the energy domain when the emerging spectrum is a powerlaw (Titarchuk & Lyubarskij 1995). If the photon energy exchange for scattering is low ( $\Delta\nu/\nu \ll 1$ ), it is possible to perform a Taylor expansion of the Comptonization operator around the photon

initial energy, which transforms the RTE from integro-differential to purely differential (Rybicki & Lightman 1979); this is known as the Fokker-Planck (FP) approximation. The necessary conditions to allow this mathematical approach are that the Compton-scattering process occurs below the Klein-Nishina regime, namely when the electron temperature  $kT_e$  is subrelativistic ( $\lesssim 100$  keV), and that the optical depth of the Comptonization region is  $\tau \gtrsim 1$ . The regime of low temperature and high optical depth of the plasma indeed ensures that the spectrum is almost isotropized, so that it is possible to use the Eddington approximation for the specific intensity  $I(\nu) = J(\nu) + 3\nabla \cdot \mathbf{F}(\nu)$ , where  $J$  and  $\mathbf{F}$  are the zero and first moment of the intensity field, respectively.

Moreover, if the plasma is not static but subject to dynamical (bulk) motion with velocity  $\mathbf{v}(\tau)$ , then another condition for using the FP approximation is that  $v(\tau)$  must be subrelativistic. When all the above restrictions are considered, one obtains by computing the first two moments of the RTE a main equation that describes the shape of the angle-averaged emerging intensity  $J(\nu)$  of the Comptonization spectrum. The general form of the RTE for the photon occupation number  $n(\nu) = J(\nu)/\nu^3$  with subrelativistic electron temperature in the presence of bulk motion was first derived by Blandford & Payne (1981, hereafter BP81). Later, Titarchuk et al. (1997, hereafter TMK97) showed that analytical solutions can be found if the velocity profile (assuming spherical symmetry) of the matter follows the free-fall law,  $v_R \propto R^{-1/2}$ . In this case, the equation can be written as  $L_x n(x, \tau) + L_\tau n(x, \tau) = -s(x, \tau)$  and the solution can be obtained using the variable-separation method in the form

$$n(x, \tau) = \sum_{k=1}^{\infty} c_k R_k(\tau) N_k(x), \quad (1)$$

where  $c_k$  and  $R_k(\tau)$  are the expansion coefficients and eigenfunctions of the space operator  $L_\tau$ , respectively, while  $N_k(x)$  is the solution of the differential equation

$$L_x N_k(x) - \gamma_k N_k(x) = -s(x), \quad (2)$$

where  $\gamma_k \propto \lambda_k^2$  and  $\lambda_k^2$  is the  $k^{\text{th}}$ -eigenvalue of the space operator.

The Comptonization spectrum is mostly dominated by the first eigenvalue (see Fig. 3 in TMK97), while the terms  $N_k(x)$  with  $k \geq 2$  represent the fraction of photons that leave the medium without appreciable energy-exchange. Starting from the results of TMK97, Farinelli et al. (2008, hereafter F08) developed a model (COMPTB) for the X-ray spectral fitting package XSPEC, which computes the emerging spectrum by means of a numerical convolution of the Green's function of the energy operator with a blackbody (BB)-like seed spectrum. The model has been successfully applied to a sample of low-mass X-ray binaries hosting a neutron star (NS). The method of the variable separation has also been adopted by Becker & Wolff (2007, hereafter BW07), to find analytical solutions of the RTE in the case of cylindrical accretion onto the polar cap of a magnetized NS. The starting equation in BW07 is formally the same as in BP81: the most significant difference is that the Thomson cross-section is replaced by an angle-averaged cross-section that takes into account the presence of the magnetic field ( $B \sim 10^{12}$  G). Following the results of Lyubarskii & Sunyaev (1982), BW07 assumed a velocity profile  $v(\tau) \propto -\tau$ , which allowed the RTE to be separable in energy and space. Note that the assumed velocity profile implies that the matter flow stagnates at the stellar surface, which is at odds with the solution of TMK97, where the matter velocity is increasing towards the central object, which can be either a NS or a black hole (BH). When the velocity profile is

not free fall-like (TMK97, F08), or  $\propto \tau$  (BW07), the variable separation method can no longer be applied and the solution of the RTE can be obtained only with numerical methods.

We report a numerical algorithm that allows the solution of the RTE in the FP regime using finite-differences for any desired velocity profile and seed photon spatial and energy distribution. We apply in particular it to cylindrical accretion towards the polar caps of a magnetized NS, following the approach of BW07. The algorithm essentially uses a relaxation method, therefore it finds the asymptotic (stationary) solution of the RTE for a given initial value (at time  $t = 0$ ) condition. Our work is structured as follows: in Section 2 we describe the kernel of the algorithm for generic two-variable elliptic partial differential equations; in Section 3 we formulate the problem for the general RTE and appropriate boundary conditions; in Section 4 we consider the more specific case of a system configuration with azimuthal symmetry, typical of cylindrical accretion; in Section 5 we show the emerging spectra obtained for different sets of the theoretical parameter space; finally, in Section 6 we briefly discuss possible astrophysical consequences and implementations (e.g., for XSPEC) derived from the application of the algorithm.

## 2. The general elliptic partial differential equations

The algorithm we report is essentially based on the relaxation methods, which allow one to find the solution of a boundary elliptical problem. The differential equation has to be written by finite differences. Once the sparse matrix is defined, it can be split into layers over which an iteration process is applied until a solution is found (Press et al. 1992). The general form of a linear second-order elliptic equation with vanishing mixed derivatives and a source term can be written as

$$\mathcal{P}(x, y) \frac{\partial^2 u}{\partial x^2} + \mathcal{Q}(x, y) \frac{\partial u}{\partial x} + \mathcal{R}(x, y) u + \mathcal{W}(x, y) \frac{\partial^2 u}{\partial y^2} + \mathcal{Z}(x, y) \frac{\partial u}{\partial y} = \frac{\partial u}{\partial t} - \mathcal{S}(x, y). \quad (3)$$

We define a three-dimensional grid of discrete points for the variables  $x, y$  and  $t$ ;

$$\begin{aligned} x_i &= x_0 + i h_x, \quad i = 0, 1, \dots, N_x, \\ y_j &= y_0 + j h_y, \quad j = 0, 1, \dots, N_y, \\ t_m &= t_0 + m h_t, \quad m = 1, 2, \dots, M, \end{aligned} \quad (4)$$

where  $h_x, h_y, h_t$  are the grid spacing. The function  $u(x, y, t)$  is evaluated at any point of the grid, so we write it as  $u_i^{j,m}$ . We write the first and second derivatives over

the variables using finite differences:

$$\begin{aligned}\frac{\partial u}{\partial x} &= \frac{u_{i+1}^{j,m} - u_i^{j,m}}{h_x}, & \frac{\partial^2 u}{\partial x^2} &= \frac{u_{i+1}^{j,m} - 2u_i^{j,m} + u_{i-1}^{j,m}}{h_x^2}, \\ \frac{\partial u}{\partial y} &= \frac{u_i^{j+1,m} - u_i^{j,m}}{h_y}, & \frac{\partial^2 u}{\partial y^2} &= \frac{u_i^{j+1,m} - 2u_i^{j,m} + u_i^{j-1,m}}{h_y^2}, \\ \frac{\partial u}{\partial t} &= \frac{u_i^{j,m} - u_i^{j,m-1}}{h_t}.\end{aligned}\quad (5)$$

Substituting the above definitions into equation (3) and collecting terms, we obtain

$$\begin{aligned}a_i^j u_{i-1}^{j,m} + b_i^j u_i^{j,m} + c_i^j u_{i+1}^{j,m} + d_i^j u_i^{j-1,m} + e_i^j u_i^{j,m} + f_i^j u_i^{j+1,m} \\ = \frac{(u_i^{j,m} - u_i^{j,m-1})}{h_t} - S_i^j,\end{aligned}$$

where

$$\begin{aligned}a_i^j &= \frac{\mathcal{P}(x_i, y^j)}{h_x^2}, \\ b_i^j &= -\frac{2\mathcal{P}(x_i, y^j)}{h_x^2} - \frac{\mathcal{Q}(x_i, y^j)}{h_x} + \mathcal{R}(x_i, y^j), \\ c_i^j &= \frac{\mathcal{P}(x_i, y^j)}{h_x^2} + \frac{\mathcal{Q}(x_i, y^j)}{h_x}, \\ d_i^j &= \frac{\mathcal{W}(x_i, y^j)}{h_y^2}, \\ e_i^j &= -\frac{2\mathcal{W}(x_i, y^j)}{h_y^2} + \frac{\mathcal{Z}(x_i, y^j)}{h_y}, \\ f_i^j &= \frac{\mathcal{W}(x_i, y^j)}{h_y^2} - \frac{\mathcal{Z}(x_i, y^j)}{h_y}, \\ S_i^j &= \mathcal{S}(x_i, y^j).\end{aligned}\quad (7)$$

The operators over the  $x$  and  $y$  variables are then defined as

$$\begin{aligned}\Delta_x &= a_i^j + b_i^j + c_i^j, \\ \Delta_y &= d_i^j + e_i^j + f_i^j.\end{aligned}\quad (8)$$

The solution procedure consists of dividing equation (6) into two equations. The first gives us the solution for an intermediate  $m - 1/2$  layer, while the second provides the solution for the  $m$ -layer. As starting point we need to establish an initial guess for the function at  $m = 1$ . The system of equations to be solved is thus

$$\begin{aligned}\Delta_x u^{m-1/2} + \Delta_y u^{m-1} &= \frac{u^{m-1/2} - u^{m-1}}{h_t} - S, \\ \Delta_y (u^m - u^{m-1}) &= \frac{u^m - u^{m-1}}{h_t},\end{aligned}\quad (9)$$

in which we have temporarily dropped the indices  $i, j$ . From the system we notice that the intermediate layer  $m - 1/2$  is needed only to build up the solution at the subsequent layer in  $m$ . The numerical accuracy of the solution can be estimated by combining both equations in

the system (9), which gives

$$\begin{aligned}\Delta_x u^m + \Delta_y u^m &= \frac{u^m - u^{m-1}}{h_t} - S \\ &+ h_t \Delta_x \Delta_y (u^m - u^{m-1}).\end{aligned}\quad (10)$$

The third term on the right-hand side of equation (10) represents the residual error in the numerical solution. As a first step, we collect the terms with the same index in both equations (9) and obtain

$$\begin{aligned}\left(\Delta_x - \frac{1}{h_t}\right) u^{m-1/2} &= -\left(\Delta_y + \frac{1}{h_t}\right) u^{m-1} - S, \\ \left(\Delta_y - \frac{1}{h_t}\right) u^m &= \Delta_y u^{m-1} - \frac{u^{m-1/2}}{h_t}.\end{aligned}\quad (11)$$

Both equations are defined inside a 2D  $(x, y)$ -domain, (6) with boundary conditions defined according to the specific problem under consideration. First, for any  $m$  and  $j$  values, we must impose the boundary condition on the left-hand side of the  $x$ -domain ( $i = 0$ ) for the function  $u_0^{j,m-1/2}$

$$u_0^{j,m-1/2} = g_0^j, \quad (12)$$

while the source term  $S_0^j$  is defined at the beginning. Thus, for  $i = 0$ , equation (6) can be written as

$$u_0^{j,m-1/2} = \hat{L}_0^j u_1^{j,m-1/2} + \hat{K}_0^j, \quad (13)$$

where

$$\begin{aligned}\hat{L}_0^j &= -\frac{c_0^j}{b_0^j - \frac{1}{h_t}}, & \hat{K}_0^j &= \frac{\hat{S}_0^{j,m-1}}{b_0^j - \frac{1}{h_t}} \\ \hat{S}_0^{j,m-1} &= -\left(d_0^j + e_0^j + f_0^j + \frac{1}{h_t}\right) u_0^{j,m-1} - S_0^j,\end{aligned}\quad (14)$$

with the coefficients determined in equation (7). For  $i = 1$ , using equation (13) we obtain

$$\begin{aligned}\left(a_1^j \hat{L}_0^j + b_1^j - \frac{1}{h_t}\right) u_1^{j,m-1/2} + c_1^j u_2^{j,m-1/2} \\ = \hat{S}_1^{j,m-1} - a_1^j \hat{K}_0^j,\end{aligned}\quad (15)$$

which can be written as

$$u_1^{j,m-1/2} = \hat{L}_1^j u_2^{j,m-1/2} + \hat{K}_1^j, \quad (16)$$

where

$$\hat{L}_1^j = -\frac{c_1^j}{a_1^j \hat{L}_0^j + b_1^j - \frac{1}{h_t}}, \quad \hat{K}_1^j = \frac{\hat{S}_1^{j,m-1} - a_1^j \hat{K}_0^j}{a_1^j \hat{L}_0^j + b_1^j - \frac{1}{h_t}}. \quad (17)$$

Iterating the process, we obtain the general form

$$u_i^{j,m-1/2} = \hat{L}_i^j u_{i+1}^{j,m-1/2} + \hat{K}_i^j, \quad (18)$$

where

$$\hat{L}_i^j = -\frac{c_i^j}{a_i^j \hat{L}_{i-1}^j + b_i^j - \frac{1}{h_t}}, \quad \hat{K}_i^j = \frac{\hat{S}_i^{j,m-1} - a_i^j \hat{K}_{i-1}^j}{a_i^j \hat{L}_{i-1}^j + b_i^j - \frac{1}{h_t}}. \quad (19)$$

At the right boundary of the  $x$ -domain ( $i = N_x$ ), we impose the second boundary condition

$$u_{N_x}^{j,m-1/2} = g_{N_x}^j. \quad (20)$$

Now, using equation (18) we can thus build up the solution over the  $x$ -variable iteratively as

$$\begin{aligned} u_{N_x-1}^{j,m-1/2} &= \hat{L}_{N_x-1}^j g_{N_x}^j + \hat{K}_{N_x-1}^j, \\ u_{N_x-2}^{j,m-1/2} &= \hat{L}_{N_x-2}^j u_{N_x-1}^{j,m-1/2} + \hat{K}_{N_x-2}^j, \\ &\dots \\ u_0^{j,m-1/2} &= \hat{L}_0^j u_1^{j,m-1/2} + \hat{K}_0^j. \end{aligned} \quad (21)$$

Therefore, the construction of the solution is obtained in two steps: a bottom-up process which allows one to build the coefficients  $\hat{L}_i^j$  and  $\hat{K}_i^j$  (Eq. [19]) starting from the left boundary condition on  $u_0^j$  (Eq. [12]), followed by a top-down procedure determined by the right boundary condition  $u_{N_x}^j$  (Eq. [20]).

Once the solution over the  $x$ -variable for the  $m - 1/2$  layer is obtained for any  $j$  (the index of the  $y$  variable), we then seek the solution of the second equation in the system (9) by following the same procedure described above with initial boundary condition at  $j = 0$

$$u_i^{0,m} = \tilde{L}_i^0 u_i^{1,m} + \tilde{K}_i^0, \quad (22)$$

and, similarly to equation (19)

$$\tilde{L}_i^j = -\frac{f_i^j}{d_i^j \tilde{L}_i^{j-i} + e_i^0 + \frac{1}{h_t}}, \quad \tilde{K}_i^j = \frac{\tilde{S}_i^{j,m} - d_i^j \tilde{K}_i^{j-1}}{d_i^j \tilde{L}_i^{j-i,m} + e_i^0 + \frac{1}{h_t}}, \quad (23)$$

where

$$\tilde{S}_i^{j,m} = \left( d_i^j + e_i^j + f_i^j + \frac{1}{h_t} \right) u_i^{j,m-1} - \frac{u_i^{j,m-1/2}}{h_t}, \quad (24)$$

depends on the solutions  $u_i^{j,m-1/2}$  and  $u_i^{j,m-1}$  obtained in the layers  $m - 1/2$  and  $m - 1$ .

As required for the procedure over the  $x$ -variable, the coefficients  $\tilde{L}_i^j$  and  $\tilde{K}_i^j$ , built from  $\tilde{L}_i^0$  and  $\tilde{K}_i^0$ , are determined by the left boundary condition ( $j = 0$ ) for the function  $u_i^0$ , and the solution for any  $j$  is determined by the right boundary condition  $u_i^{N_y} = g_i^{N_y}$ :

$$\begin{aligned} u_i^{N_y-1,m} &= \tilde{L}_i^{N_y-1} u_i^{N_y,m} + \tilde{K}_i^{N_y-1}, \\ u_i^{N_y-2,m} &= \tilde{L}_i^{N_y-2} u_i^{N_y-1,m} + \tilde{K}_i^{N_y-2}, \\ &\dots \\ u_i^{0,m} &= \tilde{L}_i^0 u_i^{1,m} + \tilde{K}_i^0. \end{aligned} \quad (25)$$

After constructing the solution over the  $x$  and  $y$  variable, the solution of the top layer  $m$  becomes the initial function of the bottom layer related to iteration  $m + 1$  according to the scheme

$$\begin{aligned} m = 1 &\rightarrow (u^0, u^{1/2}, u^1), \\ m = 2 &\rightarrow (u^1, u^{3/2}, u^2), \\ &\dots \\ m = M &\rightarrow (u^{M-1}, u^{M-1/2}, u^M). \end{aligned} \quad (26)$$

It is also worth mentioning that at the first iteration  $m = 1$  an initial guess function  $u_i^{j,0}$  must be assumed, which is needed to find the solutions  $u_i^{j,1/2}$  and  $u_i^{j,1}$  in the system (9). The loop over  $m$  stops when the same convergence criterion is satisfied, which physically means that the solution has "relaxed" to its stationary value. One possible criterion could be  $1 - \varepsilon < |u|^{m-1}/|u|^{m-1/2} < 1 + \varepsilon$  and  $1 - \varepsilon < |u|^{m-1/2}/|u|^m < 1 + \varepsilon$ , where  $\varepsilon$  is a user-defined numerical tolerance. In the next section we will show instead another convergence criterion we have chosen for stopping the iteration procedure, for the particular case of the RTE.

### 3. Application to the radiative transfer equation and boundary conditions

The general form of the RTE in the presence of subrelativistic bulk motion for a plasma with constant temperature  $T_e$  is given by (see Eq.[18] in BP81)

$$\begin{aligned} \frac{\partial n}{\partial t} + \mathbf{V} \cdot \nabla n &= \nabla \cdot \left( \frac{1}{3n_e \sigma(\nu)} \nabla n \right) + \frac{1}{3} (\nabla \cdot \mathbf{V}) \nu \frac{\partial n}{\partial \nu} \\ &+ \frac{1}{\nu^2} \frac{\partial}{\partial \nu} \left[ \frac{n_e \sigma(\nu)}{m_e} \nu^4 \left( n + T_e \frac{\partial n}{\partial \nu} \right) \right] + j(\nu, \mathbf{r}), \end{aligned} \quad (27)$$

where  $n(\nu, \mathbf{r})$  is the zero-moment occupation number of the radiation field intensity,  $\mathbf{V}$  is the plasma bulk velocity vector,  $\sigma(\nu)$  is the electron scattering cross-section,  $n_e(\mathbf{r})$  is the electron density and  $j(\nu, \mathbf{r})$  is the source term. Because the spectral formation is determined by the optical depth  $\tau$  of the system, we use the latter quantity as the actual space variable. The solution of equation (27) is fulfilled by imposing the boundary condition at the surface defined by  $\tau = 0$ , (which represents the starting point of the integration domain) for the spectral flux, which is given by

$$\mathbf{F}(\nu, r) = -\nu^3 \left[ \left( \frac{1}{3n_e \sigma(\nu)} \nabla n \right) + \frac{1}{3} \mathbf{V} \nu \frac{\partial n}{\partial \nu} \right]. \quad (28)$$

Under particular symmetries of the system configuration (e.g., cylindrical or spherical), the problem becomes one-dimensional. For constant electron temperature  $T_e$  it is also more convenient to use the adimensional variable  $x \equiv h\nu/kT_e$ ; moreover, when performing numerical integration using finite-difference methods, we use a logarithmic binning of the energy through the additional change of variable  $x \rightarrow e^q$ . Under these assumptions, equation (28) becomes

$$F(q, \tau) = - \left[ \frac{1}{3} \frac{\partial J}{\partial \tau} + \frac{1}{3} V \left( \frac{\partial J}{\partial q} - J \right) \right], \quad (29)$$

where  $J \equiv n x^3$  is the specific intensity.

At the inner boundary we impose the condition

$$F(q, 0) = -\frac{1}{2} \left( \frac{1-A}{1+A} \right) J, \quad (30)$$

where  $A$  is the albedo at the surface. A fully absorptive surface ( $A = 0$ ) is appropriate for a BH, while  $0 < A \leq 1$  accounts, e.g., for a NS atmosphere. However, the inner boundary condition (30) depends on energy as well as space (see Eqs. [28] and [29]). For mixed boundary value problems, no analytical solutions are possible (see Appendix E in TMK97) and numerical methods prove to be unstable. However, in the energy range where the spectrum is a powerlaw  $J(x, \tau) = R(\tau)x^{-\alpha}$ , equation (30) becomes

$$-\frac{dR}{d\tau} + \beta_0(\alpha + 3)R = -\frac{3}{2} \left( \frac{1-A}{1+A} \right) R, \quad (31)$$

where  $\beta_0$  is the bulk velocity at the inner radius ( $\tau = 0$ ), and here the problem is reduced to a standard boundary condition over the space variable  $\tau$ . Writing the derivative in terms of finite-difference, equation (31) then becomes

$$-\frac{u_i^1 - u_i^0}{h_\tau} + \beta_0(\alpha + 3)u_i^0 = -\frac{3}{2} \left( \frac{1-A}{1+A} \right) u_i^0, \quad (32)$$

which can be written after collecting terms as

$$u_i^0 = \frac{1}{1 + h_\tau[\beta_0(\alpha + 3) + G(A)]} u_i^1, \quad (33)$$

where  $G(A) = 3/2(1-A)/(1+A)$ . We then set our problem as follows: first, because the solution  $u_i^j$  of the RTE physically represents a specific intensity, it must by definition be equal to zero in the limits  $E \rightarrow 0$  and  $E \rightarrow \infty$ , therefore we set  $u_0^j = u_{N_x}^j = 0$  (see Eqs. [12] and [20]). For the behavior of the function  $u_i^j$  for  $\tau = 0$  ( $j = 0$ ), equation (33) immediately allows us to define (see Eq. [22])

$$\tilde{L}_i^0 = \frac{1}{1 + h_\tau[\beta_0(\alpha + 3) + G(A)]}, \quad \tilde{K}_i^0 = 0. \quad (34)$$

As outer boundary condition over  $\tau$ , we impose that  $u_i^{N_y} = 0$ , which means that the specific intensity goes to zero for  $\tau \rightarrow \tau_{\max}$ .

We emphasize that the condition  $u_i^j > 0$  for any  $(i, j)$ -value implies a specific restriction in the choice of the step size  $h_\tau$ , which ensures that  $\tilde{L}_i^0 > 0$  (as  $\beta_0 \leq 0$ ). More specifically, we imposed the condition on  $h_\tau$  such that the number of steps over  $\tau$  be  $N_\tau = \tau_{\max}/h_\tau \geq 10$ .

### 3.1. The iteration procedure

As already mentioned in Section 2, it is necessary to choose a convergence criterion for stopping the iteration over the  $m$  variable. We proceeded in the following way: at each iteration  $m$ , we computed the spectral index  $\alpha_m$  of the solution  $u_i^{0,m}$  (corresponding to  $\tau = 0$ ) in a given energy range  $E_{\min} - E_{\max}$ . To minimize bias or wrong estimate of  $\alpha_m$ , the definition of the energy interval for the computation of the spectral slope must be chosen carefully. If the seed photon spectrum is a BB with temperature  $kT_{\text{bb}}$ , a reasonable choice can be the assumption  $E_{\min} \approx 7kT_{\text{bb}}$  and  $E_{\max} \approx 20kT_{\text{bb}}$ , respectively, given that this interval

is above the major contribution of the BB component and below the expected high-energy cut-off value.

Once  $\alpha_m$  is estimated, it is inserted into equation (34), which accordingly represents the boundary condition at  $\tau = 0$  for the iteration  $m + 1$  (see Eq. [22]). We then computed the new index  $\alpha_{m+1}$  for  $u_i^{0,m+1}$ , and again inserted it into equation (34) at iteration  $m + 2$ , and so on. The routine is stopped when  $\alpha_m$  and  $\alpha_{m+1}$  differ less than  $10^{-5}$  provided that the condition holds for a sufficiently high number of iterations ( $> 100$ ). Note that the same criterion is adopted also if  $\beta_0 = 0$ , even if then of course  $\tilde{L}_i^0$  remains constant across the iteration. We have also verified that this criterion automatically also satisfies the convergence of the norms  $|u|^{m-1}$ ,  $|u|^{m-1/2}$ , and  $|u|^m$ .

## 4. Cylindrical accretion onto a magnetized neutron star

We applied our algorithm to solve the RTE for accretion towards the polar cap of a magnetized NS, whose mathematical formalism was developed by BW07 in the framework of the spectral formation of accretion-powered X-ray pulsars. The relatively strong magnetic field ( $B \gtrsim 10^{12}$  G) of the NS is expected to channel the accretion flow towards the polar caps, and for low values of the altitude above the star surface, the problem can be treated in a axis-symmetric approximation where the space variable is defined by the vertical coordinate  $Z$ . The magnetic field moreover forces the medium to become birefringent as the effect of vacuum polarization, and birefringence entails the formation of two linearly polarized modes (ordinary and extraordinary) of the photons, each having a characteristic scattering cross-section. For ordinary mode photons with energy below the first cyclotron harmonic at  $E_c \approx 11.57 B_{12}$  keV (where  $B_{12} \equiv B/10^{12}$  G), BW07 defined angle-averaged cross-sections parallel and perpendicular to the lines of the magnetic field as  $\sigma_{\parallel} = 10^{-3}\sigma_T$  and  $\sigma_{\perp} = \sigma_T$ , respectively, where  $\sigma_T$  is the Thomson scattering cross-section. This is indeed the only approximation that allows to treat the problem analytically or numerically. We note that Ferrigno et al. (2009), starting from the analytical solutions reported in BW07, developed a model that was later almost successfully tested on the accreting pulsar 4U 0115+63. Their model is based essentially on the convolution of the column-integrated Green's function of the thermal plus bulk scattering operator with a given seed photon distribution. The basic assumption of this derivation is that the velocity profile of the accreting matter is assumed to be  $v(\tau) \propto -\tau$ , which allows one to find analytical solutions through the variable separation method (Eqs. [36] and [37] in BW07). The numerical algorithm we developed directly solves the RTE, without the need of this prescription for the dynamical configuration of the accreting matter field, and we included some modifications with respect to the approach of BW07 and Ferrigno et al. (2009).

First, following TMK97, we include in equation (27) a second term in the thermal Comptonization operator that

accounts for the contribution of the bulk motion velocity of electrons in addition to their thermal (Maxwellian) component. With this prescription in mind, equation (27) becomes

$$\frac{1}{c} \frac{\partial n}{\partial t} - \mathcal{S}(\epsilon, Z) = -\frac{v}{c} \frac{\partial n}{\partial Z} + \frac{dv}{dZ} \frac{\epsilon}{3c} \frac{\partial n}{\partial \epsilon} + \frac{\partial}{\partial Z} \left( \frac{1}{3n_e \sigma_{\parallel}} \frac{\partial n}{\partial Z} \right) - \frac{n}{t_{\text{esc}}} + \frac{n_e \bar{\sigma}}{m_e c^2} \frac{1}{\epsilon^2} \frac{\partial}{\partial \epsilon} \left[ \epsilon^4 \left( n + (kT_e + m_e v^2/3) \frac{\partial n}{\partial \epsilon} \right) \right], \quad (35)$$

where  $\epsilon \equiv h\nu$ ,  $\bar{\sigma} = 10^{-1} \sigma_T$ , while  $t_{\text{esc}}$  is the photon mean escape timescale (see Eq. [17] in BW07)

$$t_{\text{esc}} = \frac{n_e \sigma_{\perp} r_0^2}{c}. \quad (36)$$

Now, using the relation  $d\tau = n_e \sigma_{\parallel} dZ$  and the logarithmic binning of the adimensional energy  $x \equiv h\nu/kT_e$ , equation (35) becomes

$$\begin{aligned} \frac{1}{n_e \sigma_{\parallel} c H} \frac{\partial J}{\partial t} - \frac{\mathcal{S}(q, \tau)}{H} &= \left[ 1 + \frac{m_e v(\tau)^2}{3kT_e} \right] \frac{\partial^2 J}{\partial q^2} \\ &+ \left[ \frac{3kT_e(e^q - 3 + \hat{\delta}) - m_e v(\tau)^2}{3kT_e} \right] \frac{\partial J}{\partial q} \\ &+ \left[ e^q - 3\hat{\delta} - \frac{\xi^2 v(\tau)^2}{Hc^2} \right] J + \frac{1}{3H} \frac{\partial^2 J}{\partial \tau^2} - \frac{v(\tau)}{Hc} \frac{\partial J}{\partial \tau}, \end{aligned} \quad (37)$$

where we have defined the quantities

$$H = \frac{\bar{\sigma}}{\sigma_{\parallel}} \frac{kT_e}{m_e c^2}, \quad (38)$$

and

$$\hat{\delta} = \frac{1}{3H} \frac{d\beta(\tau)}{d\tau}, \quad (39)$$

where  $\beta(\tau) = v(\tau)/c$ , while the dimensionless parameter  $\xi$  is given by (see Eq. [26] in BW07)

$$\xi = \frac{15.8 r_0}{\dot{m}}. \quad (40)$$

Equation (37) is given in the general form (3) and for this particular case, we have

$$\begin{aligned} \mathcal{P}(\tau) &= 1 + \frac{m_e v(\tau)^2}{3kT_e}, \\ \mathcal{Q}(\tau) &= \frac{3kT_e(e^q - 3 + \hat{\delta}) - m_e v(\tau)^2}{3kT_e}, \\ \mathcal{R}(\tau) &= e^q - 3\hat{\delta} - \frac{\xi^2 v(\tau)^2}{Hc^2}, \\ \mathcal{W}(\tau) &= \frac{1}{3H}, \\ \mathcal{Z}(\tau) &= -\frac{v(\tau)}{Hc}, \\ \hat{\mathcal{S}}(q, \tau) &= \frac{\mathcal{S}(q, \tau)}{H}. \end{aligned} \quad (41)$$

To solve equation (37), it is necessary to define the behavior of the velocity profile  $\beta(\tau)$ . We considered two possibilities: in the first one, we assumed a general form

$$\beta(Z) = -\mathcal{A}(Z_s/Z)^{-\eta}, \quad (42)$$

where the normalization constant is defined  $\mathcal{A} = \beta_0(Z_0/Z_s)^{\eta}$ , and  $\beta_0$  is the terminal velocity at the altitude  $Z_0$ .

The continuity equation for the system here considered gives the electron number density

$$n_e = \frac{\dot{M}}{\pi m_p |\beta(Z)| c R_0^2}, \quad (43)$$

where  $\dot{m} \equiv \dot{M}/\dot{M}_E$  is the mass accretion rate in Eddington units and  $R_0$  is the radius of the accretion column.

We then define the adimensional quantities  $z$  and  $r_0$  through the change of variables  $Z \rightarrow R_{S\odot} m z$  and  $R_0 \rightarrow R_{S\odot} m r_0$ , where  $m \equiv M/M_{\odot}$ , while  $M_{S\odot}$  and  $R_{S\odot}$  are the Sun mass and Schwarzschild radius, respectively. The effective vertical optical depth of the accretion column is then given by

$$\tau(z) = \int_{z_0}^z n_e \sigma_{\parallel} dZ' = C \frac{\dot{m}}{\mathcal{A} r_0^2} \frac{(z^{\eta+1} - z_0^{\eta+1})}{\eta + 1}, \quad (44)$$

where  $C = 2.2 \times 10^{-3}$ , and  $z_0$  is the vertical coordinate at the NS surface.

Inverting relation (44), we also define the velocity profile of the accreting matter as a function of the optical depth  $\tau$  instead of the space variable  $z$

$$\beta(\tau) = -\mathcal{A} \left\{ z_0^{\eta+1} + \frac{\mathcal{A} r_0^2 (1 + \eta) \tau}{C \dot{m}} \right\}^{-\frac{\eta}{\eta+1}}. \quad (45)$$

As a second possibility, following BW07, we considered the velocity profile

$$\beta(\tau) = -\Psi \tau, \quad (46)$$

where  $\Psi = 0.67\xi/z_0$  (see Eq. [32] in BW07).

Given that in our model the optical depth  $\tau$  represents one of the free parameters, once it is provided in input together with adimensional accretion column radius  $r_0$ , the accretion rate  $\dot{m}$  must be first computed either from equation (44), if  $\beta(\tau)$  is defined as in equation (45), or from equation (28) in BW07 if  $\beta(\tau)$  belongs to equation (46). This step is necessary to determine the  $\xi$  parameter (Eq. [40]), and requires fixing the maximum altitude of the accretion column  $z_{\text{max}}$ . We assumed  $z_{\text{max}} = 2z_0$ , and all emerging spectra (see next section) were computed with this choice.

## 5. Results

In this section we report some examples of the theoretical spectra obtained by the numerical solution of equation (37) for different sets of the physical quantities that define the system. We consider a BB seed photon spectrum at

given temperature  $kT_{\text{bb}}$  with exponential spatial distribution across the vertical direction, according to

$$S(x, \tau) = C_n e^{-\tau} \frac{kT_e^3 x^3}{e^{kT_e/kT_{\text{bb}}} x - 1}, \quad (47)$$

with the normalization constant defined as  $C_n = R_{\text{km}}^2/D_{10}^2$ , where  $R_{\text{km}}$  and  $D_{10}$  are the BB emitting area in kilometers and the source distance in units of 10 kpc, respectively. The spectra were computed using the velocity profiles defined in equations (45) and (46), respectively. The common parameters for both cases are consequently the BB temperature  $kT_{\text{bb}}$ , the electron temperature  $kT_e$ , the optical depth  $\tau$ , the albedo at the inner surface  $A$  and the radius of the accreting column  $r_0$ . On the other hand, for  $\beta(\tau)$  belonging to equation (45), additional parameters are the index  $\eta$  and the terminal velocity at the star surface  $\beta_0$ . We first present the results for this second physical case.

In Fig. 1 we show the emerging spectra for different values of the electron temperature  $kT_e$  and two terminal velocities  $\beta_0 = 0.1$  and  $\beta_0 = 0.64$ . As expected, both times higher values of  $kT_e$  produce flatter spectra and push the cut-off energy  $E_c$  to higher energies; on the other hand, the bulk contribution as a second channel of Comptonization depends on the value of  $kT_e$ . The two extreme temperature values reported here,  $kT_e = 5$  keV and  $kT_e = 50$  keV, are particularly instructive: for low electron temperatures the spectrum changes from BB-like when  $\beta_0 = 0.1$  to a cut-off power law with  $E_c \gtrsim 30$  keV when  $\beta_0 = 0.64$ , while the spectral change is much less enhanced for a hot plasma. These can be considered as typical examples of bulk-dominated and thermal-dominated Comptonization spectra, respectively.

Together with the electron temperature, the optical depth  $\tau$  is an important parameter that plays a key role in determining the spectral slope and cut-off energy, as clearly shown in Fig. 2. We note that in Fig. 1 and Fig. 2 the index of the velocity profile was chosen to be  $\eta = 0.5$ , typical of accretion onto a compact object where gravity and radiation pressure are the only force terms that determine the dynamical configuration. Here, the terminal value of the matter velocity  $\beta_0$  depends on the ratio of the radiative and gravitational forces, provided the condition  $|\mathbf{F}_r|/|\mathbf{F}_g| \lesssim 1$  is satisfied. This relatively simple approach is valid for low values of optical depth  $\tau$ , while when  $\tau > 1$  radiative transfer becomes important and the problem requires in principle a more accurate radiation-hydrodynamics treatment.

It is outside the scope of this paper to compute the exact velocity profile for accreting matter under the presence of a strong radiation field in a high optical depth environment. We merely introduced a simple parametrization for modifying the velocity field by changing the index  $\eta$ , with the results shown in Fig. 3, for two different values of the electron temperature  $kT_e$ . As Fig. 3 shows, the lower the value of  $\eta$ , the harder the spectrum: this behavior can be explained in a quantitative and a qualitative

way. Indeed, as  $\eta$  increases, the velocity profile  $\beta(z)$  becomes sharper, and for a fixed terminal velocity  $\beta_0$ , electron temperature  $kT_e$ , and optical depth  $\tau$ , while photons diffuse through the bounded medium, on average the energy of the electrons (caused by their Maxwellian plus bulk motion) will be lower, and consequently the net energy gain of the photons due to inverse Compton will be less. From the mathematical point of view, it is worth mentioning that Mastichiadis & Kylafis (1992, hereafter MK92) reported the analytical solution of the RTE in the Fokker-Planck approximation with the variable separation method for spherical accretion without magnetic field in the limit  $T_e = 0$ . Assuming a general velocity profile  $\beta_r \propto r^{-\eta}$ , the authors showed that the spectral index of the  $k^{\text{th}}$ -Comptonization order emerging spectrum yields  $\alpha_k = 3 + 3\lambda_k/(2 - \eta)$  (see Eq. [1]), where  $\lambda_k$  is the  $k^{\text{th}}$ -eigenvalue of the space operator. Using equation (B12) of MK92, it follows immediately that as  $\eta$  increases, the spectral index  $\alpha_k$  increases as well. This mathematical result in terms of spectral formation can be considered as general in the framework of the FP treatment, and is accordingly qualitatively meaningful for our research.

We also emphasize that analytical solutions for  $\eta \neq 0.5$  have been possible for MK92 only because of the condition  $T_e = 0$ , which drops the thermal Comptonization operator in the RTE, while when  $T_e > 0$  this is possible only for  $\eta = 0.5$  (TMK97, F08).

In Fig. 4 we show results for different terminal bulk velocities  $\beta_0$  for two electron temperature values. The figure can be considered an extension and completion of Fig. 1 because more values of  $\beta_0$  are shown to better appreciate the induced changes in the emerging spectra.

The spectral modifications as a result of different values of the albedo  $A$  at the inner surface are instead shown in Fig. 5, where we explored full absorption ( $A = 0$ ) and full reflection ( $A = 1$ ), together with other intermediate values. In the framework of a physical link to astrophysical objects it would be natural to associate a BH to the condition  $A = 0$  and a NS to the condition  $A = 1$ , respectively (Titarchuk & Fiorito 2004; Farinelli & Titarchuk 2011), even though this latter assumption may be considered an oversimplification of the problem. A most realistic approach would consist indeed in an energy-dependent treatment of the albedo, a problem that could be faced only with Montecarlo simulations, with the additional complications arising from a detailed treatment of the star photosphere (surface) properties.

For our unavoidably simplified assumptions, the net effect of increasing values of  $A$  is a progressive flattening of the emerging spectra. This is physically explained because when  $A > 0$ , a fraction of photons (which becomes 100% when  $A=1$ ) suffers on average more scattering with respect to  $A = 0$ . Qualitatively, the spectral modification leads in the same direction as an enhanced optical depth of the system.

The last parameter that strongly influences the spectral formation is the radius of the accretion column  $r_0$ , whose effects are shown in Fig. 6. Indeed, following the

BW07 prescription, the mean escape time for photons using the diffusion approximation  $t_{\text{esc}} \propto r_0^2$  (see Eq. [36]). On the other hand, both the bulk and thermal Comptonization parameters ( $y_{\text{bulk}}$  and  $y_{\text{th}}$ , respectively) are related to the mean number of scatterings that photons experience in the medium via

$$\begin{aligned} y_{\text{bulk}} &\approx N_{\text{av}}^{\text{bulk}} \zeta_{\text{bulk}}, \\ y_{\text{th}} &\approx N_{\text{av}}^{\text{th}} \zeta_{\text{th}}, \end{aligned} \quad (48)$$

where  $N_{\text{av}}^{\text{bulk}}$ ,  $\zeta_{\text{bulk}}$ ,  $N_{\text{av}}^{\text{th}}$  and  $\zeta_{\text{th}}$  are the averaged number of scatterings and the fraction energy gain per scattering for bulk and thermal Comptonization, respectively. Both  $N_{\text{av}}^{\text{bulk}}$  and  $N_{\text{av}}^{\text{th}}$  are of course also proportional to  $t_{\text{esc}}$  (see Eqs.[94]-[97] in BW07).

Evidently therefore, for fixed velocity profile parameters  $\mathcal{A}$  and  $\eta$  (see Eq. [42]), once the optical depth  $\tau$  is defined (see Eq. [44]), to keep its value constant for increasing  $r_0$  (as reported in Fig. 6), the accretion rate  $\dot{m}$  must also increase in a way to keep the ratio  $\dot{m}/r_0^2$  constant. Combining equation (36) and (43) yields  $t_{\text{esc}} \propto \dot{m}$ , which in turn leads to an enhancement of the Comptonization parameters  $y_{\text{bulk}}$  and  $y_{\text{th}}$  in equation (49) with a hardening of the spectral shape.

Considering now the velocity profile defined in equation (46), we see that the results are qualitatively the same as in equation (45) as far as the spectral modifications induced by variations of  $kT_e$  are concerned (Fig. 7),  $\tau$  (Fig. 8) and  $A$  (Fig. 9), respectively. But there are opposite effects that are induced in the emerging spectra by different values of the accretion column radius  $r_0$  for the velocity profile here considered. Indeed, using equation (40) and the definition of  $\tau$  in equation (28) of BW07, which allows us to express the accreting matter velocity in terms of the  $z$ -coordinate, in spite of the optical depth  $\tau$ , it is straightforward to see that  $\beta(z) \propto r_0^{-1/2}$ . In particular, if  $z_0 = 2.42$  and  $z_{\text{max}} = 2z_0$  we have  $\beta_{\text{max}}=0.60$  for  $r_0 = 0.1$ ,  $\beta_{\text{max}}=0.38$  for  $r_0 = 0.25$ ,  $\beta_{\text{max}}=0.27$  for  $r_0 = 0.5$  and  $\beta_{\text{max}}=0.2$  for  $r_0 = 1$ , respectively. Note that because equation (46) describes matter that stagnates at the star surface, here  $\beta_{\text{max}}$  represents the velocity at the accretion column altitude  $z_{\text{max}}$ . In other words, while using equation (45), the choice of  $r_0$  does not modify the velocity field of the accreting matter, which is only determined by the choice of  $\beta_0$  and  $\eta$ , for (46) as  $r_0$  increases the bulk contribution to the spectral formation becomes less important, and this drop is not compensated for by the increase of the photon mean escape time  $t_{\text{esc}}$ , which, as explained above, would instead contribute to spectral hardening.

## 6. Implementation in the XSPEC package

Our model will be publically available and distributed as a contributed model to the official XSPEC<sup>1</sup> web page.

In Table 1 we report a summary of the free parameters of the model with their physical meaning. The code is written

**Table 1.** Parameter description of the XSPEC model COMPMAG.

Parameter	Units	Description
$kT_{\text{bb}}$	(keV)	Seed photon blackbody temperature
$kT_e$	(keV)	Electron temperature
$\tau$		Optical depth of the accretion column
$\eta$		Index of the velocity profile (Eq. [45])
$\beta_0$		Terminal velocity at the NS surface (Eq. [45])
$r_0$		Radius of the accretion column in units of the NS Schwarzschild radius
$A$		Albedo at the NS surface
Flag		= 1, $\beta(\tau)$ from equation (45) = 2, $\beta(\tau)$ from equation (46)
Norm		$R_{\text{km}}^2/D_{10}^2$

using C-language, and can be easily installed following the standard procedure reported in the official XSPEC manual and in the brief cookbook, which will be delivered together with the source code. As a general concern for users, we point out that usually the emerging spectrum obtained from the Comptonization of a seed photon population with any given energy distribution  $S(E)$  can be presented as the sum of the seed spectrum and its convolution with the scattering Green's function  $G(E, E_0)$  of the electron plasma, each with their relative weight, according to the general formalism

$$F(E) = \frac{C_n}{A+1} [S(E) + A \times S(E) * G(E, E_0)], \quad (49)$$

where  $C_n$  is a normalization constant. The ratio  $A/(A+1)$  is the Comptonization fraction, and its value qualitatively determines the contribution to the total spectrum of the Comptonized photons. The value of  $A$ , here not to be confused with the albedo, may depend on several geometrical and physical factors, such as the spatial seed photon distribution inside the system configuration (see Fig. 4 in TMK97). The lower the value of  $A$ , the more enhanced the direct seed photon spectrum  $S(E)$ . Examples of XSPEC models that use the definition in equation (49) are BMC (TMK97) and COMPTB (F08). Either model, however, does not solve the full RTE including the photon spatial diffusion and distribution, the latter of which is an unknown quantity that is phenomenologically described through the continuum parameter  $\log(A)$ . On the other hand, it is not possible to change the value of  $\log(A)$  arbitrarily in our present model, i.e., according to the observed spectra. Its value is implicitly determined once the seed photon spatial distribution is fixed.

We presented the results of simulated spectra assuming an exponential distribution over  $\tau$  for  $S(E)$ , which was assumed to be a BB; then, the transition from the low-energy part of the spectrum (the Rayleigh regime for  $E \lesssim 3kT_{\text{bb}}$ ) to the high-energy (Comptonized) powerlaw shape is almost smooth, which corresponds approximately to  $A \gg 1$  in equation (49). Other seed photons spatial

<sup>1</sup> <http://heasarc.nasa.gov/xanadu/xspec/newmodels.html>



distributions can produce a different onset between the BB peak and the powerlaw-like regime. In general, for observed spectra where a direct and enhanced BB-like component is required by the fit, our claim is to model the source continuum with modelization of the type BB + COMPMAG by preferably keeping equal to each other the temperatures of the direct and Comptonized BB component.

## 7. Conclusions

We have developed a numerical code for solving elliptic partial differential equations based on a relaxation method with finite differences. In particular, we reported a specific application of the algorithm to the radiative transfer equation in the Fokker-Planck approximation, which is of particular interest for high-energy astrophysical applications. We considered cylindrical accretion onto the polar cap of a magnetized neutron star, using the mathematical formulation of the problem reported in Becker & Wolff (2007) with some modifications. Specifically, we included the second-order bulk Comptonization term in the scattering operator and we considered different velocity profiles for the accreting matter.

The code for the computation of the emerging spectra in this configuration has been written with the aim to implement it in the XSPEC package and will be delivered to the scientific community. Because angle-averaged cross-sections caused by the magnetic field were included, the model is suitable to be applied to the observed spectra of sources where most of spectral formation is claimed to form close to a NS with high magnetic field ( $B \gtrsim 10^{12}$  G), such as accreting X-ray pulsars and supergiant fast X-ray transients. Of course there are some unavoidable simplifications in the model, such as the assumption of constant electron temperature of the accretion column. We note, however, that the isothermal condition is typical of any Comptonization model implemented in XSPEC because it is fundamental for users to reach a compromise between the accuracy of the physical treatment and the computational speed. More accurate theoretical investigations of the accretion processes can be performed only with MHD simulations performed through PC cluster-computing resources, which are beyond the scope of the present work.

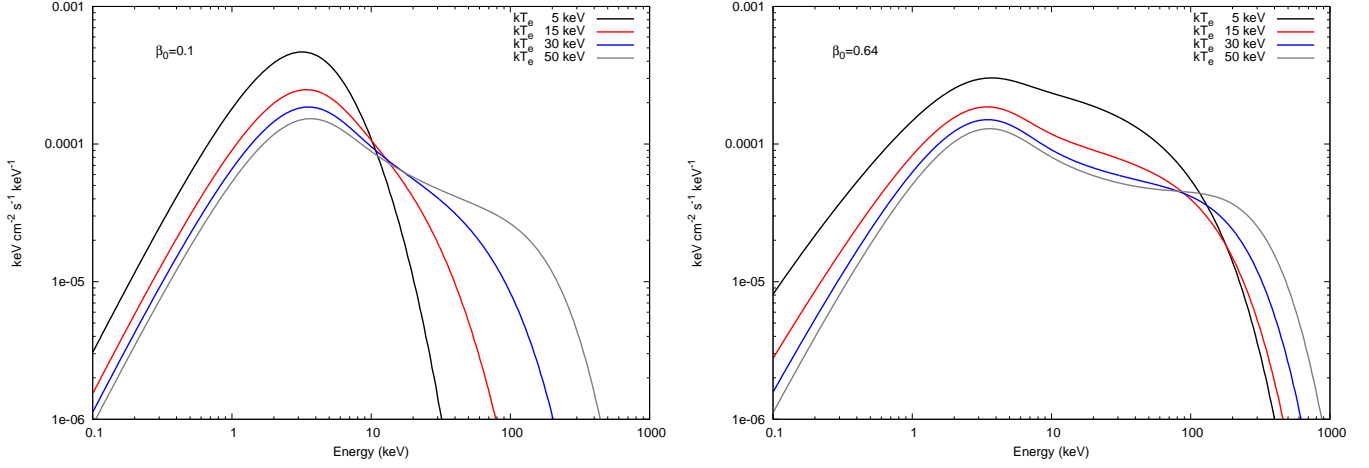
As in many theoretical models, the number of available free parameters is higher than the number of the observable ones. Therefore a correct working approach is to keep some parameters fixed during the X-ray spectral fitting procedure to avoid degeneracy.

If this model is used in any publication, we kindly ask the authors to cite this paper in the reference list.

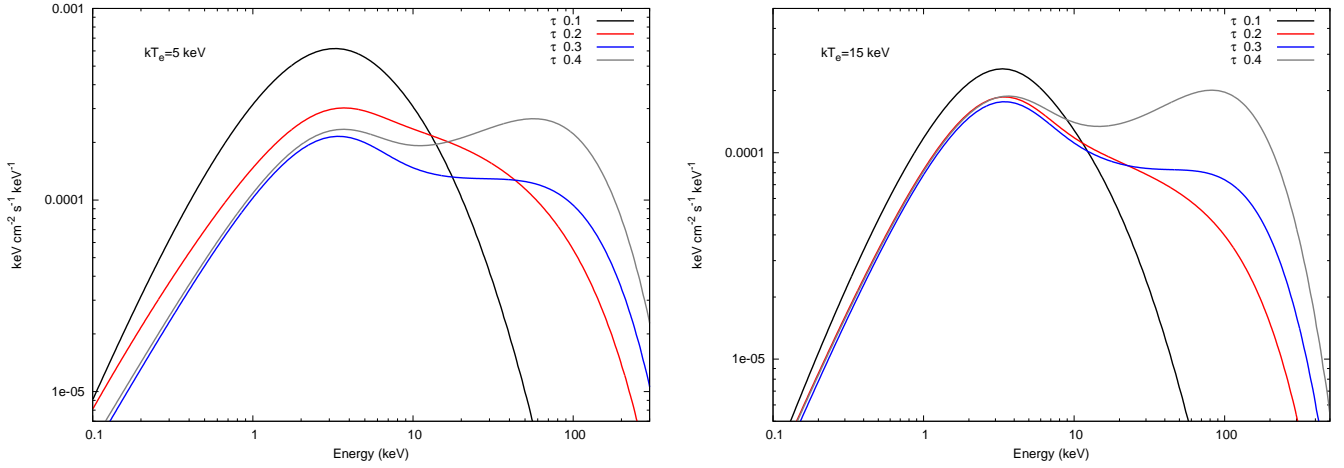
*Acknowledgements.* We acknowledge financial contribution from the agreement ASI-INAF I/009/10/0.

## References

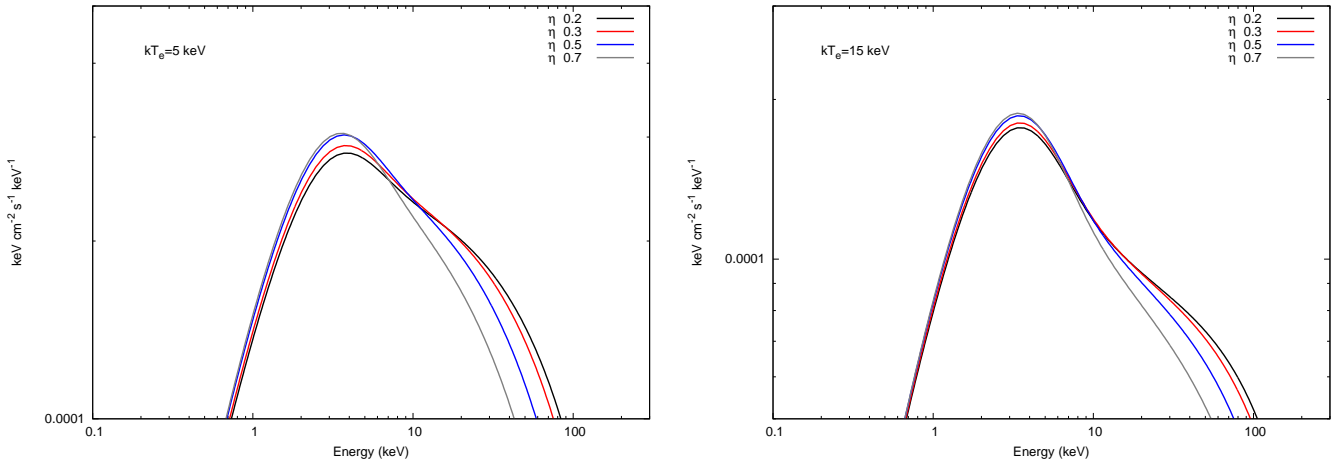
- Becker, P. A. & Wolff, M. T. 2007, ApJ, 654, 435 (BW07)
- Blandford, R. D. & Payne, D. G. 1981, MNRAS, 194, 1041 (BP81)
- Farinelli, R. & Titarchuk, L. 2011, A&A, 525, A102
- Farinelli, R., Titarchuk, L., Paizis, A., & Frontera, F. 2008, ApJ, 680, 602 (F08)
- Ferrigno, C., Becker, P. A., Segreto, A., Mineo, T., & Santangelo, A. 2009, A&A, 498, 825
- Lyubarskii, Y. E. & Sunyaev, R. A. 1982, Soviet Astronomy Letter, 8, 330
- Mastichiadis, A. & Kylafis, N. D. 1992, ApJ, 384, 136 (MK92)
- Pomraning, G. C. 1973, The equations of radiation hydrodynamics, ed. Pomraning, G. C.
- Press, W. H., Teukolsky, S. A., Vetterling, W. T., & Flannery, B. P. 1992, Numerical recipes in C. The art of scientific computing, ed. Press, W. H., Teukolsky, S. A., Vetterling, W. T., & Flannery, B. P.
- Rybicki, G. B. & Lightman, A. P. 1979, Radiative processes in astrophysics, ed. Rybicki, G. B. & Lightman, A. P.
- Titarchuk, L. & Fiorito, R. 2004, ApJ, 612, 988
- Titarchuk, L. & Lyubarskij, Y. 1995, ApJ, 450, 876
- Titarchuk, L., Mastichiadis, A., & Kylafis, N. D. 1997, ApJ, 487, 834 (TMK97)
- Titarchuk, L. & Zannias, T. 1998, ApJ, 493, 863



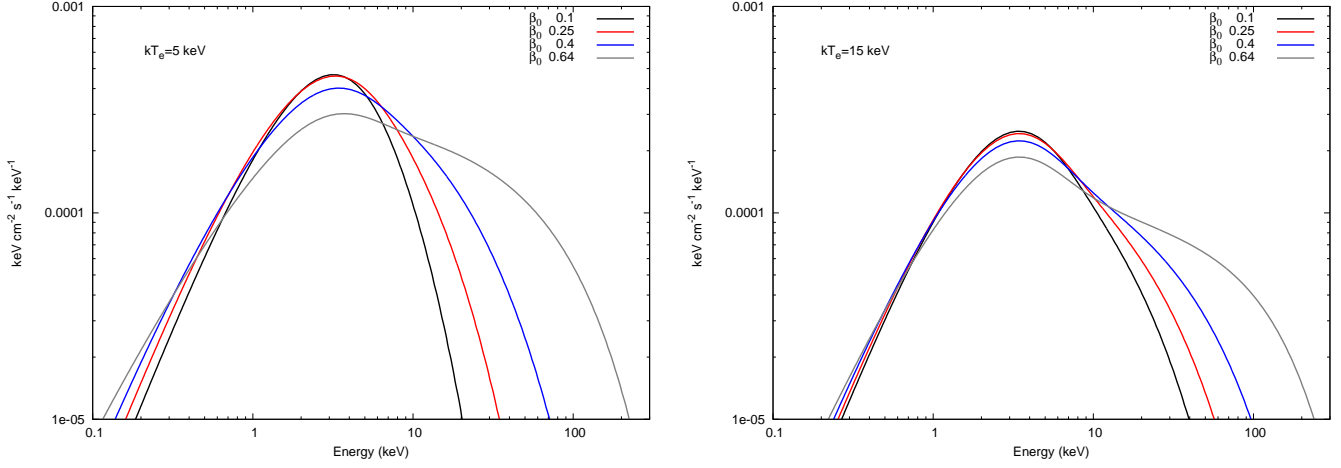
**Fig. 1.** Emerging spectra obtained from the solution of equation (37) for different values of the electron temperature  $kT_e$  and velocity profile defined in equation (45). In both cases the fixed parameters are  $kT_{bb} = 1$  keV,  $\tau = 0.2$ ,  $\eta = 0.5$ ,  $r_0 = 0.25$ ,  $A = 1$ . *Left panel:*  $\beta_0 = 0.1$ . *Right panel:*  $\beta_0 = 0.64$ .



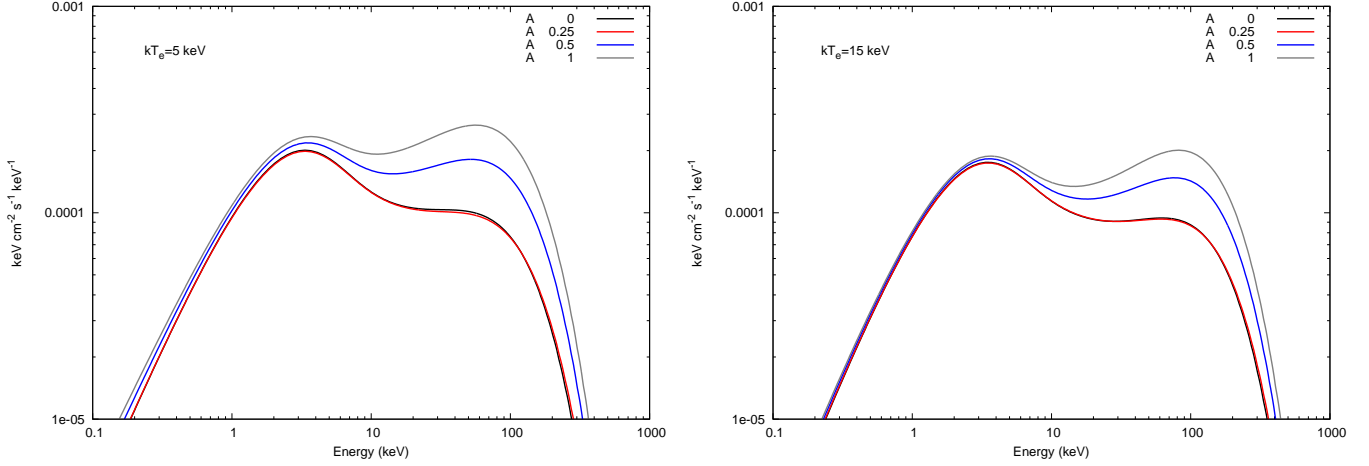
**Fig. 2.** Same as Fig. 1 but for different values of the optical depth  $\tau$ . Fixed parameters are  $kT_{bb} = 1$  keV,  $\eta = 0.5$ ,  $\beta_0 = 0.64$ ,  $r_0 = 0.25$ ,  $A = 1$ . *Left panel:*  $kT_e = 5$  keV. *Right panel:*  $kT_e = 15$  keV.



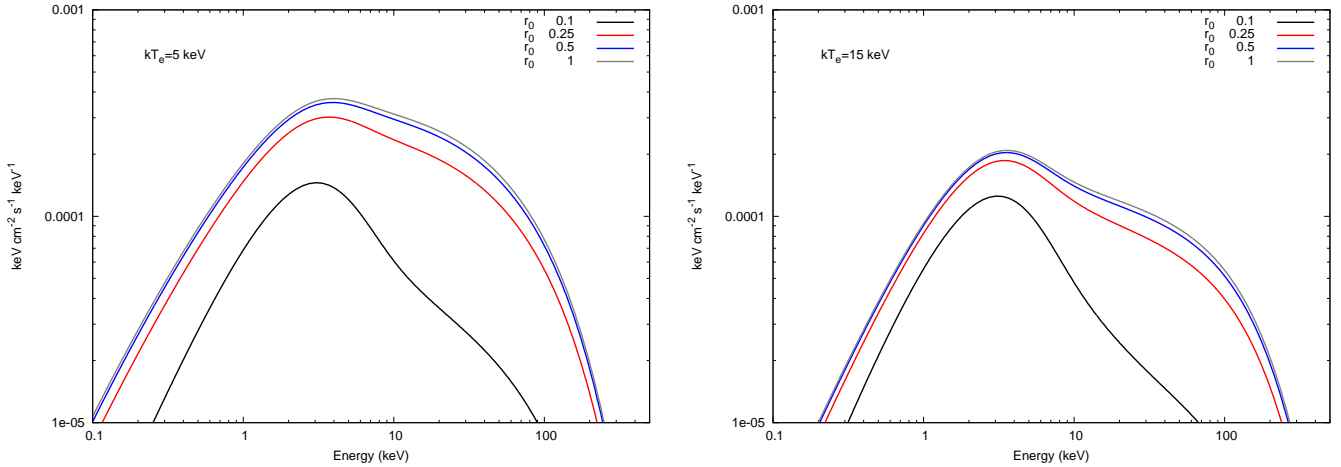
**Fig. 3.** Same as Fig. 1 but for different values of the index of the velocity profile. Fixed parameters are  $kT_{bb} = 1$  keV,  $\tau = 0.2$ ,  $\beta_0 = 0.64$ ,  $r_0 = 0.25$ ,  $A = 1$ . *Left panel:*  $kT_e = 5$  keV. *Right panel:*  $kT_e = 15$  keV.



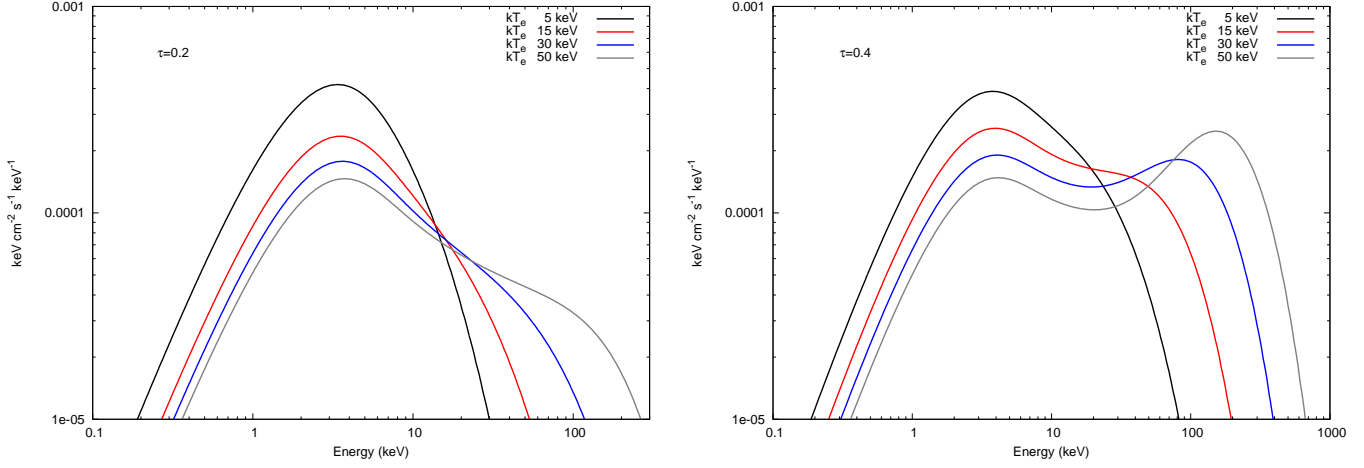
**Fig. 4.** Same as Fig. 1 but for different values of the inner velocity  $\beta_0$ . Fixed parameters are  $kT_{\text{bb}} = 1$  keV,  $\tau = 0.2$ ,  $\eta = 0.5$ ,  $r_0 = 0.25$ ,  $A = 1$ . *Left panel:*  $kT_e = 5$  keV. *Right panel:*  $kT_e = 15$  keV.



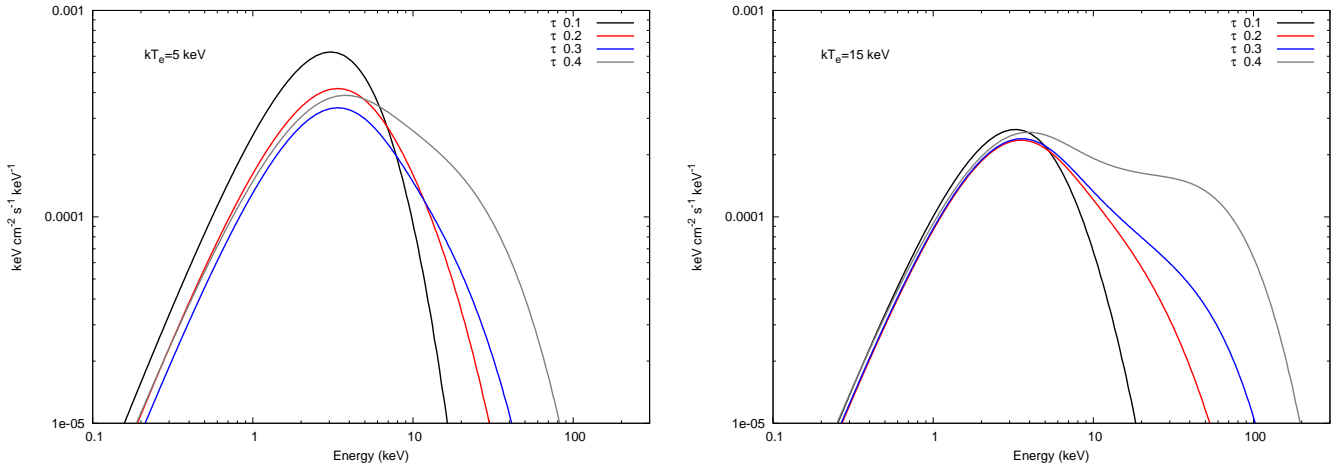
**Fig. 5.** Same as Fig. 1 but for different values of the albedo  $A$ , with the velocity profile of equation (45). Fixed parameters are  $kT_{\text{bb}} = 1$  keV,  $\tau = 0.4$ ,  $\eta = 0.5$ ,  $\beta_0 = 0.64$ ,  $r_0 = 0.25$ . *Left panel:*  $kT_e = 5$  keV, *Right panel:*  $kT_e = 15$  keV.



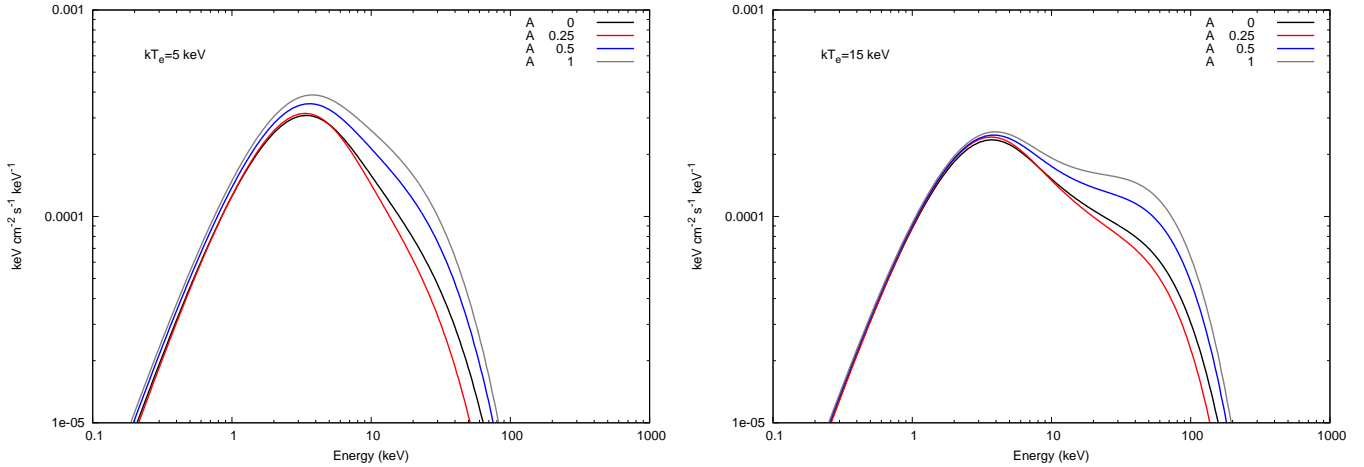
**Fig. 6.** Same as Fig. 1 but for different values of the accretion column radius  $r_0$ , with the velocity profile of equation (45). Fixed parameters are  $kT_{\text{bb}} = 1$  keV,  $\tau = 0.2$ ,  $\eta = 0.5$ ,  $\beta_0 = 0.64$ ,  $A = 1$ . *Left panel:*  $kT_e = 5$  keV. *Right panel:*  $kT_e = 15$  keV.



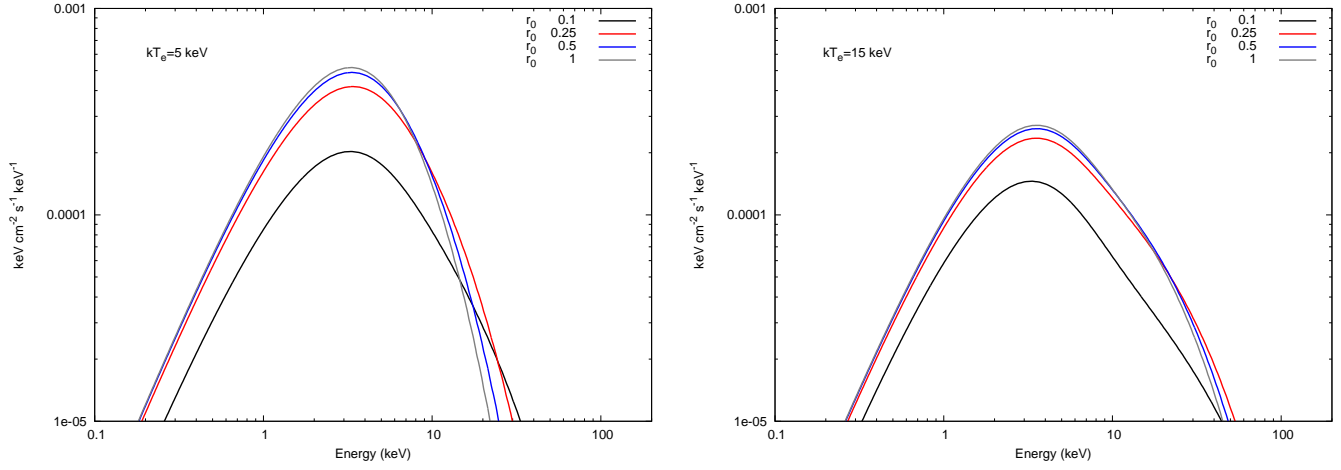
**Fig. 7.** Emerging spectra obtained from the solution of equation (37) for different values of the electron temperature  $kT_e$ , with the velocity profile of equation (46). In both cases the fixed parameters are  $kT_{bb} = 1$  keV,  $r_0 = 0.25$ ,  $A = 1$ . *Left panel:*  $\tau = 0.2$ . *Right panel:*  $\tau = 0.4$ .



**Fig. 8.** Same as Fig. 1 but for different values of the optical depth  $\tau$ , with the velocity profile of equation (46). Fixed parameters are  $kT_{bb} = 1$  keV,  $r_0 = 0.25$ , and  $A = 1$ . *Left panel:*  $kT_e = 5$  keV. *Right panel:*  $kT_e = 15$  keV.



**Fig. 9.** Same as Fig. 1 but for different values of the albedo  $A$ , with the velocity profile of equation (46). Fixed parameters are  $kT_{bb} = 1$  keV,  $\tau = 0.4$ , and  $r_0 = 0.25$ . *Left panel:*  $kT_e = 5$  keV. *Right panel:*  $kT_e = 15$  keV.



**Fig. 10.** Same as Fig. 1 but for different values of the accretion column radius  $r_0$ , with the velocity profile of equation (46). Fixed parameters are  $kT_{\text{bb}} = 1$  keV,  $\tau = 0.2$ , and  $A = 1$ . *Left panel:*  $kT_e = 5$  keV. *Right panel:*  $kT_e = 15$  keV.