

FR-PHENO-2011-022  
MPP-2011-135  
PSI-PR-11-03  
TTK-11-57

LHC Higgs Cross Section Working Group

## Higgs production and decay with a fourth Standard-Model-like fermion generation

A. DENNER<sup>1</sup>, S. DITTMAIER<sup>2</sup>, A. MÜCK<sup>3</sup>, G. PASSARINO<sup>4</sup>,  
M. SPIRA<sup>5</sup>, C. STURM<sup>6</sup>, S. UCCIRATI<sup>1</sup> AND M.M. WEBER<sup>6</sup>

<sup>1</sup>*Universität Würzburg, Institut für Theoretische Physik und Astrophysik,  
D-97074 Würzburg, Germany*

<sup>2</sup>*Albert-Ludwigs-Universität Freiburg, Physikalisches Institut,  
D-79104 Freiburg, Germany*

<sup>3</sup>*Institut für Theoretische Teilchenphysik und Kosmologie, RWTH Aachen,  
D-52056 Aachen, Germany*

<sup>4</sup>*Dipartimento di Fisica Teorica, Università di Torino, Italy  
INFN, Sezione di Torino, Italy*

<sup>5</sup>*Paul Scherrer Institut, Würenlingen und Villigen,  
CH-5232 Villigen PSI, Switzerland*

<sup>6</sup>*Max-Planck-Institut für Physik (Werner-Heisenberg-Institut)  
D-80805 München, Germany*

### Abstract:

State-of-the-art predictions for the Higgs-boson production cross section via gluon fusion and for all relevant Higgs-boson decay channels are presented in the presence of a fourth Standard-Model-like fermion generation. The qualitative features of the most important differences to the genuine Standard Model are pointed out, and the use of the available tools for the predictions is described. For a generic mass scale of 400–600 GeV in the fourth generation explicit numerical results for the cross section and decay widths are presented, revealing extremely large electroweak radiative corrections, e.g., to the cross section and the Higgs decay into WW or ZZ pairs, where they amount to about –50% or more. This signals the onset of a non-perturbative regime due to the large Yukawa couplings in the fourth generation. An estimate of the respective large theoretical uncertainties is presented as well.

March 2012

# 1 Introduction

In the last years intensive studies at the LHC aimed at putting exclusion limits on an extension of the Standard Model (SM) with an additional fourth generation of heavy fermions. Besides direct searches for heavy quarks [1, 2], Higgs production in gluon fusion (gg-fusion) is an important channel in this respect [3, 4], as it is particularly sensitive to new coloured, heavy particles.<sup>1</sup> Given the spectacular modification in the Higgs-boson cross section at hadron colliders that can be tested easily with LHC data, a SM with a fourth generation of heavy fermions stimulates great interest.

So far, the experimental analysis has concentrated on models with ultra-heavy fourth-generation fermions, excluding the possibility that the Higgs boson decays to heavy neutrinos. Furthermore, in the literature [8] the two-loop electroweak corrections to gg-fusion have been included only under the assumption that they are dominated by light fermions. At the moment, however, the experimental strategy consists in computing the ratio of Higgs-production cross sections in the SM with a 4th generation of fermions (SM4) and the SM with 3 generations (SM3),  $R = \sigma(\text{SM4})/\sigma(\text{SM3})$ , with HIGLU [9] while all next-to-leading-order (NLO) electroweak (EW) radiative corrections are switched off. The experimental situation is as follows: the search in all channels, updated for the *International Europhysics Conference on High Energy Physics 2011 (HEP2011)* and the *XXV International Symposium on Lepton Photon Interactions at High Energies (LP11)*, requires Higgs-boson masses  $M_H < 120 \text{ GeV}$  or  $M_H > 600 \text{ GeV}$  (ATLAS and CMS ex-aequo [10]). At low  $M_H$ , LHC limits are more stringent than Tevatron limits. However, in all existing analyses complete NLO EW corrections are not included. Therefore, changes of up to 10 GeV are expected in limits at the low end while changes of the order of 30 GeV are possible in the high-mass region [10].

Leading-order (LO) or NLO QCD predictions typically depend only weakly on the precise values of the masses of the heavy fermions and approach a constant value in the limit of very heavy fermion masses. In contrast, NLO EW corrections are enhanced by powers of the masses of the heavy fermions and thus induce a strong dependence of the results on these masses and a breakdown of perturbation theory for very heavy fermions.

While the complete electroweak corrections to Higgs production in SM4 at the LHC have already been calculated in Ref. [11], we present in this paper for the first time results for all relevant Higgs-boson decay channels including NLO electroweak corrections in SM4. For ultra-heavy fermions the leading corrections can be obtained easily within an effective theory [12]. However, for heavy fermions with masses at the level of 500 GeV the asymptotic results are not precise enough and in particular for a heavy Higgs boson they are not valid. Including the complete NLO corrections, we discuss the corresponding predictions for various scenarios of heavy fermion masses and provide estimates of the theoretical uncertainties.

The paper is organized as follows: In Section 2 we define our general setup. In Section 3 we describe the calculation of the SM4 contributions to Higgs-boson production via gluon fusion and in Section 4 those for Higgs-boson decays into 4 fermions, fermion pairs, gluon pairs, photon pairs and photon plus Z boson. In Section 5 we present numerical results, and Section 6 contains our conclusions.

---

<sup>1</sup>Results of similar searches at Tevatron can be found in Refs. [5, 6] and Ref. [7], respectively.

## 2 General setup

We study the extension of the SM that includes a 4th generation of heavy fermions, consisting of an up- and a down-type quark ( $t', b'$ ), a charged lepton ( $l'$ ), and a massive neutrino ( $\nu_{l'}$ ). The 4th-generation fermions all have identical gauge couplings as their SM copies and equivalent Yukawa couplings proportional to their masses, but are assumed not to mix with the other three SM generations.

Experimentally, 4th-generation fermions are strongly constrained. Direct experimental searches from the Tevatron [5, 6] and the LHC [1, 2] yield lower limits, in particular on the masses of the heavy quarks:

$$m_{b'} > 361 \text{ GeV}, \quad m_{t'} > 450 \text{ GeV} \quad \text{at 95\%CL.} \quad (2.1)$$

Stringent bounds on the mass splittings of the heavy fermions result from electroweak precision data [13], more precisely from experimental constraints on the  $S$  and  $T$  parameters of Peskin and Takeuchi [14]. These constraints typically require mass splittings for the heavy quarks and leptons. Nevertheless also a mass-degenerate 4th family is not excluded if one allows for flavour mixing of the 4th-generation fermions [15]. While 4th-generation models can accommodate a heavier Higgs boson as the SM3, very large values of a SM-like Higgs boson are not favoured [16]. Since the Yukawa couplings of the heavy fermions are proportional to their masses, perturbation theory breaks down for masses of the heavy fermions above  $\sim 500 \text{ GeV}$  [12]. In the presence of heavy fermions, non-perturbative analyses on the lattice push the allowed Higgs masses to larger values [17].

The main goal of this paper is to provide the electroweak corrections within SM4 for Higgs production and decay. Owing to screening (see Section 3), LO or NLO QCD predictions typically depend only weakly on the precise values of the masses of the heavy fermions. Therefore, experimental analyses used very heavy masses for the extra fermions in order to derive conservative limits. When complete NLO EW corrections are included, the situation changes dramatically. Since the NLO EW corrections are enhanced by powers of the masses of the heavy fermions, perturbation theory breaks down for fermion masses above  $\sim 500 \text{ GeV}$  and perturbative results become questionable. Therefore, we focus on 4th-generation masses between 400 and 550 GeV, i.e. values above the direct search bounds but small enough for perturbation theory to be still viable, and study different scenarios that are in agreement with electroweak precision tests. In detail, we consider scenarios that are consistent with the constraints derived in Ref. [18] (see in particular Figure 13). We choose

$$m_{t'} = 500 \text{ GeV}, \quad m_{l'} = 450 \text{ GeV} \quad (2.2)$$

and consider three different mass splittings for heavy quarks and leptons each for three values of the Higgs-boson mass:

$M_H [\text{GeV}]$	120	350	600
$m_{t'} - m_{b'} [\text{GeV}]$	-50, 0, +50	-50, 0, +50	-50, 0, +50
$m_{\nu_{l'}} - m_{l'} [\text{GeV}]$	-100, -75, -50	-100, -75, -50	-150, -100, -50

(2.3)

Moreover, we provide a scan over Higgs-boson masses from 100 GeV to 600 GeV for the scenario

$$m_{t'} = 500 \text{ GeV}, \quad m_{l'} = 450 \text{ GeV}, \quad m_{b'} = 450 \text{ GeV}, \quad m_{\nu_{l'}} = 375 \text{ GeV}, \quad (2.4)$$

which is a particular case of (2.2)/(2.3). Note that for this range of Higgs-boson masses, the decay of the Higgs boson into a pair of heavy fermions is kinematically not allowed in the scenarios considered above.

In addition, we provide results for the extreme scenario

$$\begin{aligned} m_{b'} &= m_{l'} = m_{\nu_{l'}} = 600 \text{ GeV}, \\ m_{t'} &= m_{b'} + \left[ 1 + \frac{1}{5} \ln \left( \frac{M_H}{115 \text{ GeV}} \right) \right] 50 \text{ GeV}, \end{aligned} \quad (2.5)$$

where the relation among the heavy fermion masses is used to avoid current exclusion limits from EW precision data (see Ref. [13]). This setup is at the border between the perturbative and the non-perturbative regime. It is as close as possible to the infinite 4th-generation case, which was used by ATLAS and CMS to get conservative exclusion limits, and in fact was employed to derive experimental limits on the Higgs-boson mass within SM4 [4].

In the extreme scenario (2.5), we give results for Higgs masses between 100 GeV and 1 TeV for an on-shell Higgs boson. For Higgs masses above  $\sim 500$  GeV, the off-shellness of the Higgs boson becomes relevant, and finite-width effects and background contributions can become important. A treatment of these effects is very difficult and beyond the scope of the present paper. Attempts to describe these effects in the SM can be found in Refs. [19, 20] and a discussion of the corresponding theoretical uncertainties in Ref. [21].

### 3 Higgs-boson production via gluon fusion

In the Standard Model with three fermion generations the Higgs-boson production via gluon fusion is basically determined at leading order by the contribution of just the one-loop diagram where a top quark is running in the loop (the bottom-quark loop can be neglected in a first approximation). Despite the presence of the Yukawa coupling proportional to the top-quark mass, the LO amplitude goes at high  $m_t$  asymptotically towards a constant (screening). Moving from SM3 to SM4, the LO gg-fusion cross section for a light Higgs boson is then about nine times larger than the one of SM3, because three heavy fermions instead of one propagate in the loop [22].

The screening behaviour at leading order is preserved by QCD corrections [8, 23]. Concerning the EW corrections the leading behaviour for high values of the masses in the fourth generation is known since long [24, 25] (see also Ref. [26]) and shows an enhancement of radiative corrections proportional to the square of the (heavy) fermion masses. This enhancement is, however, accidentally spoiled in the quark sector in presence of degenerate  $t'$ - $b'$  quarks, while it still survives in the (heavy) lepton sector. Recently the complete two-loop EW corrections to Higgs-boson production through gg-fusion at the LHC in SM4 have been computed in Ref. [11] by extending the corresponding calculations of Refs. [27, 28] in SM3. In Ref. [11] explicit results have been given in the scenario (2.5) of large fourth-generation masses; in this section we determine the complete two-loop EW corrections using the same methods, however, for different mass scenarios.

Let us start with the scan over Higgs-boson masses specified in Eq. (2.4) of Section 2. The relative EW two-loop correction  $\delta_{\text{EW}}^{(4)}$  with respect to the leading-order cross section  $\sigma_{\text{SM4}}^{\text{LO}}(gg \rightarrow H)$  in SM4 are defined via the corrected cross section by

$$\sigma_{\text{SM4}}(gg \rightarrow H) = \sigma_{\text{SM4}}^{\text{LO}}(gg \rightarrow H) \left( 1 + \delta_{\text{EW}}^{(4)} \right). \quad (3.1)$$

The result for  $\delta_{\text{EW}}^{(4)}$  in this scenario is shown in Fig. 1 (solid, red curve). The vertical lines in the figure denote the location of the WW-, ZZ-, and  $t\bar{t}$ -thresholds. The NLO EW corrections due

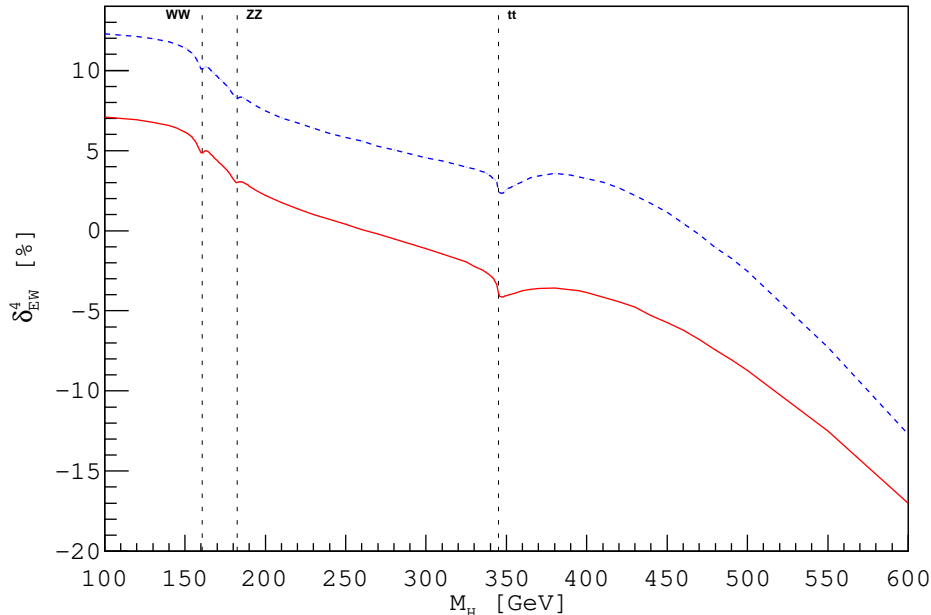


Figure 1: Relative corrections in SM4 due to two-loop EW corrections to  $gg \rightarrow H$ . The solid, red curve corresponds to the mass scenario  $m_{t'} = 500 \text{ GeV}$ ,  $m_{b'} = 450 \text{ GeV}$ ,  $m_{\nu_{t'}} = 375 \text{ GeV}$ ,  $m_{\nu_{b'}} = 450 \text{ GeV}$ , while the dashed, blue curve corresponds to the extreme scenario of Eq. (2.5).

to the fourth generation are positive for a light Higgs-boson mass and start to become negative for Higgs-boson masses above 260 GeV. Figure 1 also shows the behaviour of  $\delta_{\text{EW}}^{(4)}$  in the extreme scenario of Eq. (2.5) (dashed, blue curve), which can be considered as the upper bound of EW corrections in the perturbative regime. Some values of the solid, red curve of Fig. 1 are also listed in Table 1.

In addition to these scenarios for the masses of the fourth generation of fermions, we have also performed a scan in the  $m_{b'}-m_{\nu_{b'}}$  space as given in Eq. (2.3) for fixed values of the masses  $m_{t'} = 500 \text{ GeV}$ ,  $m_{\nu_{t'}} = 450 \text{ GeV}$  and for three values of the Higgs-boson mass  $M_H = 120, 350, 600 \text{ GeV}$ . These results for the relative correction are listed in Table 2.

For the mass scenario of Eq. (2.5) the EW NLO corrections become  $-100\%$  just before the heavy-quark thresholds of the 4th generation and also for the mass scenario (2.4) the EW NLO corrections become sizable when approaching the heavy-quark thresholds making in both cases the use of the perturbative approach questionable. In the high-mass region we have no solid argument to estimate the remaining uncertainty and prefer to state that SM4 is in a fully non-perturbative regime which should be approached with extreme caution. For the low-mass region we can do no more than make educated guesses, based on the expected asymptotic behaviour for a heavy fourth generation. At EW NNLO there are diagrams with five Yukawa couplings; we can therefore expect an enhancement at 3 loops which goes as the fourth power of the heavy-fermion mass, unless some accidental screening occurs. Therefore, assuming a quartic leading 3-loop behaviour in the heavy fermion mass  $m_{f'}$ , we estimate the remaining uncertainty to be of the order of  $(\alpha/\pi)^2(m_{f'}/M_W)^4$  and thus  $\sim 2\%$  for the scenario (2.5) in the interval  $M_H = 100-600 \text{ GeV}$ , even less for the scenarios (2.2)/(2.3).

Table 1: Relative NLO EW corrections to the  $gg \rightarrow H$  cross sections in SM4, for the mass scenario  $m_{t'} = 500 \text{ GeV}$ ,  $m_{b'} = 450 \text{ GeV}$ ,  $m_{\nu_{t'}} = 375 \text{ GeV}$ ,  $m_{l'} = 450 \text{ GeV}$ . The absolute numerical integration error is well below 0.01% for Higgs-boson masses below the  $t\bar{t}$ -threshold and below 0.05% above it.

$M_H$ [GeV]	$\delta_{\text{EW}}^{(4)}$ [%]	$M_H$ [GeV]	$\delta_{\text{EW}}^{(4)}$ [%]
100	7.08	180	3.22
110	7.01	190	2.79
120	6.91	200	2.20
130	6.77	250	0.39
140	6.55	300	-1.11
150	6.16	400	-3.84
160	4.87	500	-8.71
170	4.38	600	-17.00

Having computed the EW corrections  $\delta_{\text{EW}}^{(4)}$  we should discuss some aspects of their inclusion in the production cross section  $\sigma(gg \rightarrow H + X)$ , i.e. their interplay with QCD corrections and the remaining theoretical uncertainty. The most accepted choice is given by

$$\sigma^{\text{F}} = \sigma^{\text{LO}} \left(1 + \delta_{\text{QCD}}\right) \left(1 + \delta_{\text{EW}}\right), \quad (3.2)$$

which assumes complete factorization of QCD and EW corrections. The latter is based on the work of Ref. [29] where it is shown that, at zero Higgs momentum, exact factorization is violated but with a negligible numerical impact; the result of Ref. [29] can be understood in terms of soft-gluon dominance. The residual part beyond the soft-gluon-dominated part contributes up to 5–10% to the total inclusive cross section (for Higgs-boson masses up to 1 TeV). Since the EW

Table 2: Relative NLO EW corrections to the  $gg \rightarrow H$  cross sections in SM4 for three different values of the Higgs-boson mass  $M_H$  with fixed values for the masses  $m_{t'} = 500 \text{ GeV}$ ,  $m_{l'} = 450 \text{ GeV}$  and different values for the masses  $m_{b'}$ ,  $m_{\nu_{t'}}$ . The absolute numerical integration error is well below 0.002% for  $M_H = 120 \text{ GeV}$  and below 0.05% for the other Higgs-boson masses.

$M_H = 120 \text{ GeV}$			$M_H = 350 \text{ GeV}$			$M_H = 600 \text{ GeV}$		
$m_{b'}$ in GeV	$m_{\nu_{t'}}$ in GeV	$\delta_{\text{EW}}^{(4)}$ [%]	$m_{b'}$ in GeV	$m_{\nu_{t'}}$ in GeV	$\delta_{\text{EW}}^{(4)}$ [%]	$m_{b'}$ in GeV	$m_{\nu_{t'}}$ in GeV	$\delta_{\text{EW}}^{(4)}$ [%]
450	350	6.72	450	350	-4.25	450	300	-20.27
450	375	6.91	450	375	-4.05	450	350	-17.41
450	400	7.14	450	400	-3.82	450	400	-16.63
500	350	6.61	500	350	-4.21	500	300	-20.67
500	375	6.81	500	375	-4.01	500	350	-17.80
500	400	7.03	500	400	-3.78	500	400	-17.03
550	350	6.72	550	350	-3.93	550	300	-20.82
550	375	6.91	550	375	-3.73	550	350	-17.95
550	400	7.14	550	400	-3.50	550	400	-17.17

corrections are less than 50% in the considered Higgs-mass range, the non-factorizable effects of EW corrections should be below 5% in SM4.

## 4 Higgs-boson decays

### 4.1 NLO corrections to $H \rightarrow 4f$ in SM4

The results of the  $H \rightarrow 4f$  decay channels have been obtained using the Monte Carlo generator PROPHECY4F [30–32] which has been extended to support the SM4. PROPHECY4F can calculate the EW and QCD NLO corrections to the partial widths for all  $4f$  final states, i.e. leptonic, semi-leptonic, and hadronic final states. Since the vector bosons are kept off shell, the results are valid for Higgs masses below, near, and above the on-shell gauge-boson production thresholds. Moreover, all interferences between  $WW$  and  $ZZ$  intermediate states are included at LO and NLO.

The additional corrections in SM4 arise from 4th-generation fermion loops in the  $HWW/HZZ$  vertices, the gauge-boson self-energies, and the renormalization constants. For the large 4th-generation masses of  $\mathcal{O}(400\text{--}600\text{ GeV})$  considered here, the 4th-generation Yukawa couplings are large, and the total corrections are dominated by the 4th-generation corrections. Numerically the NLO corrections amount to about  $-50\%$  for the scenarios (2.2)/(2.3) and  $-85\%$  for the extreme scenario (2.5) and depend only weakly on the Higgs-boson mass for not too large  $M_H$ . The corrections from the 4th generation are taken into account at NLO with their full mass dependence, but their behaviour for large masses can be approximated well by the dominant corrections in the heavy-fermion limit. In this limit the leading contribution can be absorbed into effective  $HWW/HZZ$  interactions in the  $G_\mu$  renormalization scheme via the Lagrangian

$$\mathcal{L}_{HVV} = \sqrt{\sqrt{2}G_\mu}H \left[ 2M_W^2 W_\mu^\dagger W^\mu (1 + \delta_W^{\text{tot}}) + M_Z^2 Z_\mu Z^\mu (1 + \delta_Z^{\text{tot}}) \right], \quad (4.1)$$

where  $W, Z, H$  denote the fields for the  $W, Z$ , and Higgs bosons. The higher-order corrections are contained in the factors  $\delta_V^{\text{tot}}$  whose expansion up to two-loop order is given by

$$\delta_V^{\text{tot}(1)} = \delta_u^{(1)} + \delta_V^{(1)}, \quad \delta_V^{\text{tot}(2)} = \delta_u^{(2)} + \delta_V^{(2)} + \delta_u^{(1)}\delta_V^{(1)}. \quad (4.2)$$

The one-loop expressions for a single  $SU(2)$  doublet of heavy fermions with masses  $m_A, m_B$  read [12]

$$\delta_u^{(1)} = N_c X_A \left[ \frac{7}{6}(1+x) + \frac{x}{1-x} \ln x \right], \quad \delta_V^{(1)} = -2N_c X_A (1+x), \quad (4.3)$$

where  $x = m_B^2/m_A^2$ ,  $X_A = G_\mu m_A^2/(8\sqrt{2}\pi^2)$ , and  $N_c = 3$  or  $1$  for quarks or leptons, respectively. The results for the two-loop corrections  $\delta_V^{\text{tot}(2)}$  can be found in Ref. [33] for the QCD corrections of  $\mathcal{O}(\alpha_s G_\mu m_{f'}^2)$  and in Ref. [25] for the EW corrections of  $\mathcal{O}(G_\mu^2 m_{f'}^4)$ . The corrected partial decay width  $\Gamma$  is then given by

$$\Gamma_{\text{NLO}} \approx \Gamma_{\text{LO}} \left[ 1 + \delta_\Gamma^{(1)} + \delta_\Gamma^{(2)} \right] = \Gamma_{\text{LO}} \left[ 1 + 2\delta_V^{\text{tot}(1)} + (\delta_V^{\text{tot}(1)})^2 + 2\delta_V^{\text{tot}(2)} \right]. \quad (4.4)$$

The size of the two-loop corrections  $\delta_\Gamma^{(2)}$  is about  $+(6\text{--}9)\%$  for the scenarios (2.2)/(2.3) and  $+15\%$  for the extreme scenario (2.5) depending only very weakly on the Higgs mass. Due to the large one-loop corrections PROPHECY4F includes the two-loop QCD and EW corrections in the heavy-fermion limit in addition to the exact one-loop corrections. Although the asymptotic two-loop corrections are not directly applicable for a heavy Higgs boson, they can be viewed

as a qualitative estimate of the two-loop effects. One should keep in mind that for a Higgs boson heavier than about 600 GeV many more uncertainties arise owing to the breakdown of perturbation theory.

The leading two-loop terms can be taken as an estimate of the error from unknown higher-order corrections. This implies an error relative to the LO of 7% for the scenarios (2.2)/(2.3) and 15% for the extreme scenario (2.5) on the partial width for all  $H \rightarrow 4f$  decay channels. Assuming a scaling law of this error proportional to  $X_A^2$ , the uncertainty for general mass scenarios can be estimated to about  $100X_A^2$  relative to the LO prediction. However, since the correction grows large and negative, the relative uncertainty on the corrected width gets enhanced to  $100X_A^2/(1 - 64X_A/3 + 100X_A^2)$ , where the linear term in  $X_A$  parametrizes the leading one-loop correction. For the mass  $m_A$  in  $X_A$  either the weighted squared average  $m_A^2 = N_c(m_{b'}^2 + m_{t'}^2) + m_{b'}^2 + m_{\nu_{b'}}$  or the maximal mass  $m_A = \max(m_{b'}, m_{t'}, m_{b'}, m_{\nu_{b'}})$  should be used. For  $m_{f'} = 500$  GeV and  $m_{f'} = 600$  GeV this results roughly in an uncertainty of 14% and 50%, respectively, on the corrected  $H \rightarrow 4f$  decay widths.

## 4.2 $H \rightarrow f\bar{f}$

The decay widths for  $H \rightarrow f\bar{f}$  are calculated with HDECAY [34] which includes the approximate NLO and NNLO EW corrections for the decay channels into SM3 fermion pairs in the heavy-SM4-fermion limit according to Ref. [25] and mixed NNLO EW/QCD corrections according to Ref. [33]. These corrections originate from the wave-function renormalization of the Higgs boson and are thus universal for all fermion species. The leading one-loop part is given by  $\delta_u^{(1)}$  of Eq. (4.3). Numerically the EW one-loop correction to the partial decay widths into fermion pairs amounts to about +25% or +40%, for the scenarios (2.2)/(2.3) or (2.5), respectively, while the two-loop EW and QCD correction contributes an additional +5% or +20%. The corrections are assumed to factorize from whatever is included in HDECAY, since the approximate expressions emerge as corrections to the effective Lagrangian after integrating out the heavy fermion species. Thus, HDECAY multiplies the relative SM4 corrections with the full corrected SM3 result including QCD and approximate EW corrections. The scale of the strong coupling  $\alpha_s$  has been identified with the average mass of the heavy quarks  $t', b'$  of the 4th generation.

The unknown higher-order corrections from heavy fermions can be estimated as for the decay  $H \rightarrow 4f$  above from the size of the leading two-loop corrections. Since the corrections enhance the LO prediction, the uncertainty relative to the corrected width, which we estimate as  $100X_A^2/(1 + 32X_A/3 + 100X_A^2)$  is reduced, resulting in a theoretical uncertainty for the SM4 part to the full partial decay widths into fermion pairs of 5% and 10% for the scenarios (2.2)/(2.3) and (2.5), respectively. The uncertainties of the SM3 EW and QCD parts are negligible with respect to that.

## 4.3 $H \rightarrow gg, \gamma\gamma, \gamma Z$

For the decay modes  $H \rightarrow gg, \gamma\gamma, \gamma Z$ , HDECAY [34] is used as well.

For  $H \rightarrow gg$ , HDECAY includes the NNNLO QCD corrections of the SM in the limit of a heavy top quark [23, 35–37], applied to the results including the heavy-quark loops. While at NNLO the exact QCD corrections in SM4 [8] are included in this limit, at NNNLO the relative SM3 corrections are added to the relative NNLO corrections and multiplied by the LO result including the additional quark loops. Since the failure of such an approximation is less than 1% at NNLO, we assume that at NNNLO it is negligible, i.e. much smaller than the residual QCD scale uncertainty of about 3%. In addition the full NLO EW corrections of Section 3 have been



included in factorized form, since the dominant part of the QCD corrections emerges from the gluonic contributions on top of the corrections to the effective Lagrangian in the limit of heavy quarks. Taking besides the scale uncertainty also the missing quark-mass dependence at NLO and beyond into account, the total theoretical uncertainties can be estimated to about 5%.

HDECAY [34] includes the full NLO QCD corrections to the decay mode  $H \rightarrow \gamma\gamma$  supplemented by the additional contributions of the 4th-generation quarks and charged leptons according to Refs. [23, 38].

Extending the same techniques used for  $H \rightarrow gg$  in Ref. [11], we have computed the exact amplitude for  $H \rightarrow \gamma\gamma$  up to NLO (two-loop level). For phenomenological reasons we restrict the analysis to the range  $M_H \lesssim 150 \text{ GeV}$ . The introduction of EW NLO corrections to this decay requires particular attention. If we write the amplitude as

$$A = A_{\text{LO}} + X_W A_{\text{NLO}} + X_W^2 A_{\text{NNLO}} + \dots, \quad X_W = \frac{G_\mu M_W^2}{8\sqrt{2}\pi^2}, \quad (4.5)$$

the usual way to include the NLO EW corrections is

$$|A|^2 \sim |A_{\text{LO}}|^2 + 2 X_W \text{Re}[A_{\text{NLO}} A_{\text{LO}}^\dagger] = |A_{\text{LO}}|^2 \left(1 + \delta_{\text{EW}}^{(4)}\right), \quad (4.6)$$

with

$$\delta_{\text{EW}}^{(4)} = \frac{2 X_W \text{Re}[A_{\text{NLO}} A_{\text{LO}}^\dagger]}{|A_{\text{LO}}|^2}. \quad (4.7)$$

From the explicit calculation it turns out that in all scenarios taken into consideration,  $\delta_{\text{EW}}^{(4)}$  is negative and its absolute value is bigger than 1. Part of the problem is related to the fact that at LO the cancellation between the W and the fermion loops is stronger in SM4 than in SM3 so that the LO result is suppressed more, by about a factor of 2 at the level of the amplitude and thus by about a factor of 4 at the level of the decay width. Furthermore, the NLO corrections are strongly enhanced for ultra-heavy fermions in the 4th generation; assuming for instance the mass scenario of Eq. (2.5) for the heavy fermions and a Higgs-boson mass of 100 GeV we get  $\delta_{\text{EW}}^{(4)} = -319\%$ ; clearly it does not make sense and one should always remember that a badly behaving series should not be used to derive limits on the parameters, i.e. on the heavy-fermion masses. The scenario (2.4) is even more subtle.

In such a situation, where the LO is suppressed, a proper estimate of  $|A|^2$  must also include the next term in the expansion, i.e.  $X_W^2 |A_{\text{NLO}}|^2$ :

$$|A|^2 \sim |A_{\text{LO}} + X_W A_{\text{NLO}}|^2 = |A_{\text{LO}}|^2 \left(1 + \bar{\delta}_{\text{EW}}^{(4)}\right), \quad \text{with} \quad \bar{\delta}_{\text{EW}}^{(4)} = \frac{|A_{\text{LO}} + X_W A_{\text{NLO}}|^2}{|A_{\text{LO}}|^2} - 1. \quad (4.8)$$

We define at the amplitude level the  $K$ -factor

$$A_{\text{LO}} + X_W A_{\text{NLO}} = A_{\text{LO}} (1 - K_{\text{NLO}}). \quad (4.9)$$

$K_{\text{NLO}}$  is a complex quantity, but the imaginary part of  $A_{\text{LO}}$  is small and therefore the major part of the NLO correction comes from the real part of  $K_{\text{NLO}}$ , which is positive in both scenarios. The relation between  $\bar{\delta}_{\text{EW}}^{(4)}$  and  $K_{\text{NLO}}$  is:

$$\bar{\delta}_{\text{EW}}^{(4)} = \text{Re}[K_{\text{NLO}}] \left(\text{Re}[K_{\text{NLO}}] - 2\right) + \text{Im}[K_{\text{NLO}}]^2. \quad (4.10)$$

For both scenarios  $\text{Re}[K_{\text{NLO}}]$  is decreasing with increasing Higgs-boson mass. In the extreme scenario of Eq. (2.5), we have  $1 < \text{Re}[K_{\text{NLO}}] < 2$ , then  $\bar{\delta}_{\text{EW}}^{(4)}$  increases in absolute value with

increasing Higgs-boson mass (the small contribution of  $\text{Im}[K_{\text{NLO}}]$  does not change the behaviour); in the setup (2.4)  $\text{Re}[K_{\text{NLO}}] < 1$  and  $\bar{\delta}_{\text{EW}}^{(4)}$  decreases in absolute value.

Furthermore,  $\text{Re}[K_{\text{NLO}}]$  is close to one and, not only  $A_{\text{LO}}$  is small but also  $A = A_{\text{LO}} + X_{\text{W}} A_{\text{NLO}}$  is small (even smaller). Therefore it turns out, that  $\bar{\delta}_{\text{EW}}^{(4)}$  is large (close to one in absolute value) and a description of NLO corrections just based on  $\bar{\delta}_{\text{EW}}^{(4)}$  could lead to the conclusion that perturbation theory breaks down. However, this conclusion would be too strong. The point is:

- a)  $A_{\text{LO}}$  is accidentally small,
- b)  $X_{\text{W}} A_{\text{NLO}}$  is large as expected, but it is accidentally of the same order as  $A_{\text{LO}}$  and with opposite sign.

We are facing here the problem of dealing with accidentally small quantities and it is hard to give expectations on the convergence of perturbation theory. In our opinion, for this process, the effect of including NLO EW corrections is thus better discussed in terms of shifted quantities:

$$\bar{A}_{\text{LO}} = A_{\text{LO}} + X_{\text{W}} A_{\text{NLO}}, \quad \bar{A}_{\text{NLO}} = A_{\text{NNLO}}. \quad (4.11)$$

The idea is to use  $\bar{A}_{\text{LO}}$  to define a 2-loop corrected decay width

$$\bar{\Gamma}_{\text{LO}} = \Gamma_{\text{LO}} (1 + \bar{\delta}_{\text{EW}}^{(4)}) = \Gamma_{\text{LO}} \frac{|A_{\text{LO}} + X_{\text{W}} A_{\text{NLO}}|^2}{|A_{\text{LO}}|^2}, \quad (4.12)$$

which represents the best starting point of a perturbative expansion. In other words, the major part of the NLO corrections emerges from an effective Lagrangian in the heavy-particle limit, therefore we should consider them as correction to the effective Feynman rules and thus to the amplitude.

To give an estimation of the theoretical error on the missing higher-order corrections, we analyse in more details the situation at NLO and try to guess the order of magnitude of  $\bar{A}_{\text{NLO}} = A_{\text{NNLO}}$ . Assuming for simplicity  $m_{b'} = m_{t'} = m_Q$  and  $m_{l'} = m_{\nu_{l'}} = m_L$ , the amplitude can be written as

$$A = A_{\text{LO}} \left[ 1 + X_{\text{W}} \left( C_Q \frac{m_Q^2}{M_{\text{W}}^2} + C_L \frac{m_L^2}{M_{\text{W}}^2} + R \right) + \mathcal{O}(X_{\text{W}}^2) \right], \quad (4.13)$$

where we have factorized out the leading behaviour in the heavy masses. The quantities  $C_{Q,L}$  and  $R$  depend on masses, but go towards a constant for high fourth-generation masses. In the asymptotic region,  $M_{\text{H}} < 2 M_{\text{W}} \ll m_Q, m_L$  we require  $R$  to be a constant and parametrize the  $C$ -functions as

$$C_Q = -\frac{192}{5} (1 + c_Q \tau), \quad C_L = -\frac{32}{3} (1 + c_L \tau), \quad (4.14)$$

where  $C_{Q,L}$  are constant and  $\tau = M_{\text{H}}^2/(2M_{\text{W}})^2$ . Note that for  $\tau = R = 0$  this is the leading two-loop behaviour predicted in Ref. [25] (see also Ref. [26] for the top-dependent contribution which we hide here in  $R$ ). By performing a fit to our exact result we obtain a good agreement in the asymptotic region, showing that the additional corrections proportional to  $\tau$  play a relevant role. For instance, with fermions of the 4th generation heavier than 300 GeV we have fit/exact  $-1$  less than 5% in the window  $M_{\text{H}} = [80-130]$  GeV.

Our educated guess for the error estimate is to use the absolute value of the NLO leading coefficient as the unknown coefficient in the NNLO one, assuming a leading behaviour of  $m_Q^4, m_L^4$ , i.e. no accidental cancellations:

$$\bar{A}_{\text{NLO}} = A_{\text{NNLO}} \sim A_{\text{LO}} \left| C_Q + C_L \right| \frac{m_{f'}^4}{M_{\text{W}}^4}, \quad (4.15)$$

Table 3: NLO EW corrections to the  $H \rightarrow \gamma\gamma$  decay width (mass scenario of Eq. (2.4)) according to Eq. (4.12) and estimate for the missing higher-order corrections ( $\delta_{\text{THU}}$ ) relative to  $\bar{\Gamma}_{\text{LO}}$  from Eq. (4.17).

$M_H$ [GeV]	$\Gamma_{\text{LO}}$ [GeV]	$\bar{\delta}_{\text{EW}}^{(4)}$ [%]	$\bar{\Gamma}_{\text{LO}}$ [GeV]	$\delta_{\text{THU}}$ [%]
100	$0.602 \cdot 10^{-6}$	-99.4	$0.004 \cdot 10^{-6}$	68.3
110	$0.938 \cdot 10^{-6}$	-98.2	$0.016 \cdot 10^{-6}$	37.1
120	$1.466 \cdot 10^{-6}$	-96.3	$0.054 \cdot 10^{-6}$	23.8
130	$2.322 \cdot 10^{-6}$	-93.4	$0.154 \cdot 10^{-6}$	16.4
140	$3.802 \cdot 10^{-6}$	-89.2	$0.412 \cdot 10^{-6}$	11.6
150	$6.714 \cdot 10^{-6}$	-83.1	$1.133 \cdot 10^{-6}$	8.3

Table 4: NLO EW corrections to the  $H \rightarrow \gamma\gamma$  decay width (mass scenario of Eq. (2.5)) according to Eq. (4.12) and estimate for the missing higher-order ( $\delta_{\text{THU}}$ ) corrections relative to  $\bar{\Gamma}_{\text{LO}}$  from Eq. (4.17).

$M_H$ [GeV]	$\Gamma_{\text{LO}}$ [GeV]	$\bar{\delta}_{\text{EW}}^{(4)}$ [%]	$\bar{\Gamma}_{\text{LO}}$ [GeV]	$\delta_{\text{THU}}$ [%]
100	$0.604 \cdot 10^{-6}$	-64.5	$0.215 \cdot 10^{-6}$	25.4
110	$0.942 \cdot 10^{-6}$	-74.4	$0.241 \cdot 10^{-6}$	28.2
120	$1.472 \cdot 10^{-6}$	-83.3	$0.246 \cdot 10^{-6}$	32.5
130	$2.332 \cdot 10^{-6}$	-90.8	$0.214 \cdot 10^{-6}$	40.4
140	$3.820 \cdot 10^{-6}$	-96.6	$0.131 \cdot 10^{-6}$	59.7
150	$6.745 \cdot 10^{-6}$	-99.7	$0.020 \cdot 10^{-6}$	> 100

where we put  $m_{f'} = \max(m_{t'}, m_{b'}, m_{\nu_{t'}}, m_{\nu'})$  in the last term. In principle one should work at a fixed order in perturbation theory and estimate the corresponding theoretical uncertainty from the LO–NNLO interference (since  $|A_{\text{NLO}}|^2$  is already part of  $|\bar{A}_{\text{LO}}|^2$ ). However, the large cancellations in  $\bar{A}_{\text{LO}}$  (less relevant in the conservative scenario) make this option unrealistic and we prefer a more conservative estimate of the uncertainty, for which we take

$$\begin{aligned}
|A|^2 &\sim |\bar{A}_{\text{LO}}|^2 \pm 2 X_W^2 \left| \text{Re} [\bar{A}_{\text{NLO}} \bar{A}_{\text{LO}}^\dagger] \right| \\
&\sim |\bar{A}_{\text{LO}}|^2 \pm 2 X_W^2 \left| \text{Re} [A_{\text{LO}} \bar{A}_{\text{LO}}^\dagger] \right| |C_Q + C_L| \frac{m_{f'}^4}{M_W^4}.
\end{aligned} \tag{4.16}$$

Given our setups the difference between  $m_{t'}$ ,  $m_{b'}$ ,  $m_{\nu_{t'}}$  and  $m_{\nu'}$  is irrelevant in estimating the uncertainty which is now defined as

$$\Gamma(H \rightarrow \gamma\gamma) = \bar{\Gamma}_{\text{LO}} \left( 1 \pm \delta_{\text{THU}} \right), \quad \delta_{\text{THU}} = 2 X_W^2 \frac{\left| \text{Re} [\bar{A}_{\text{LO}}^\dagger A_{\text{LO}}] \right|}{|\bar{A}_{\text{LO}}|^2} |C_Q + C_L| \frac{m_{f'}^4}{M_W^4}. \tag{4.17}$$

The results for the mass scenario (2.4) and for the setup of Eq. (2.5) are shown in Table 3 and in Table 4, respectively. In Table 5 we show the results at fixed  $M_H = 120 \text{ GeV}$  for different masses in the fourth generation. The insensitivity of the LO width  $\Gamma_{\text{LO}}$  with respect to the mass scale in the fourth generation is reflecting the screening property of the heavy-mass limit

Table 5: NLO EW corrections to the  $H \rightarrow \gamma\gamma$  decay width according to Eq. (4.12) and estimate for the missing higher-order ( $\delta_{\text{THU}}$ ) corrections from Eq. (4.17). Here we have fixed  $m_{t'} = 500$  GeV,  $m_{\nu'} = 450$  GeV, and  $M_H = 120$  GeV.

$m_{b'}$ [GeV]	$m_{\nu'}$ [GeV]	$\Gamma_{\text{LO}}$ [GeV]	$\bar{\delta}_{\text{EW}}^{(4)}$ [%]	$\bar{\Gamma}_{\text{LO}}$ [GeV]	$\delta_{\text{THU}}$ [%]
450	350	$1.4656 \cdot 10^{-6}$	-96.1	$0.0576 \cdot 10^{-6}$	23.1
450	375	$1.4656 \cdot 10^{-6}$	-96.3	$0.0542 \cdot 10^{-6}$	23.8
450	400	$1.4656 \cdot 10^{-6}$	-96.5	$0.0507 \cdot 10^{-6}$	24.6
500	350	$1.4659 \cdot 10^{-6}$	-98.2	$0.0270 \cdot 10^{-6}$	33.8
500	375	$1.4659 \cdot 10^{-6}$	-98.3	$0.0247 \cdot 10^{-6}$	35.3
500	400	$1.4659 \cdot 10^{-6}$	-98.5	$0.0223 \cdot 10^{-6}$	37.1
550	350	$1.4662 \cdot 10^{-6}$	-99.5	$0.0067 \cdot 10^{-6}$	99.2
550	375	$1.4662 \cdot 10^{-6}$	-99.6	$0.0056 \cdot 10^{-6}$	> 100
550	400	$1.4662 \cdot 10^{-6}$	-99.7	$0.0045 \cdot 10^{-6}$	> 100

in this order. The values of  $\delta_{\text{EW}}^{(4)}$  are given for completeness but one should remember that the prediction is in terms of  $\bar{\Gamma}_{\text{LO}}$ . In the mass scenario (2.4), the uncertainty from higher orders  $\delta_{\text{THU}}$  is large for low values of  $M_H$ . In the extreme scenario of Eq. (2.5), above  $M_H = 145$  GeV the credibility of our estimate for the effect of the NNLO corrections becomes more and more questionable and the results cannot be trusted anymore, missing the complete NNLO term. In any case perturbation theory becomes questionable for higher values of  $M_H$ .

It is worth noting that for  $H \rightarrow VV$  (see Section 4.1) the situation is different. There is no accidentally small LO (there SM3=SM4 in LO) and the square of  $A_{\text{NLO}}$  is taken into account by the leading NNLO term taken from Ref. [25], which serves as our error estimate.

The decay mode  $H \rightarrow \gamma Z$  is treated at LO only, since the NLO QCD corrections within the SM3 are known to be small [39] and can thus safely be neglected. The EW corrections in SM3 as well as in SM4 are unknown. This implies a theoretical uncertainty of the order of 100% in the intermediate Higgs-boson mass range within SM4, since large cancellations between the W and fermion loops emerge at LO similar to the decay mode  $H \rightarrow \gamma\gamma$ .

## 5 Numerical results

The results for the Higgs-boson production cross section via gluon fusion have been obtained by including the NLO QCD corrections with full quark-mass dependence [23] and the NNLO QCD corrections in the limit of heavy quarks [8]. The full EW corrections [11] have been included in factorized form as discussed in Section 3. We use the MSTW2008NNLO parton density functions [40] with the strong coupling normalized to  $\alpha_s(M_Z) = 0.11707$  at NNLO. The renormalization and factorization scales are chosen as  $\mu_R = \mu_F = M_H/2$ .

In Table 6 we show results for the scenarios defined in (2.2)/(2.3) for the Higgs production cross section at  $\sqrt{s} = 8$  TeV. For the specific scenario (2.4) we display the ratio between the SM4 and SM3 cross sections at 8 TeV in Fig. 2. The SM4 cross sections are enhanced by factors of 4–9 with respect to SM3. In the extreme scenario (2.5) we have studied the gluon-fusion cross section at  $\sqrt{s} = 7$  TeV. Corresponding results are shown in Table 7 and the ratio to the SM cross section is plotted in Fig. 3. The enhancement is similar as in the scenario shown in Fig. 2. For the gg-fusion cross section in SM4 the QCD uncertainties are about the same as in

Table 6: SM4 Higgs-boson production cross section via gluon fusion including NNLO QCD and NLO EW corrections using MSTW2008NNLO PDFs for  $\sqrt{s} = 8 \text{ TeV}$  in the scenarios (2.2)/(2.3).

$M_H$ [GeV]	$m_{b'}$ [GeV]	$m_{\nu_{l'}}$ [GeV]	$\sigma$ [pb]	$M_H$ [GeV]	$m_{b'}$ [GeV]	$m_{\nu_{l'}}$ [GeV]	$\sigma$ [pb]
120	450	350	199.6	350	500	400	9.946
120	450	375	199.9	350	550	350	9.899
120	450	400	200.3	350	550	375	9.920
120	500	350	199.2	350	550	400	9.944
120	500	375	199.6	600	450	300	1.236
120	500	400	200.0	600	450	350	1.280
120	550	350	199.3	600	450	400	1.292
120	550	375	199.7	600	500	300	1.209
120	550	400	200.1	600	500	350	1.253
350	450	350	9.940	600	500	400	1.271
350	450	375	9.961	600	550	300	1.193
350	450	400	9.986	600	550	350	1.236
350	500	350	9.901	600	550	400	1.248
350	500	375	9.922				

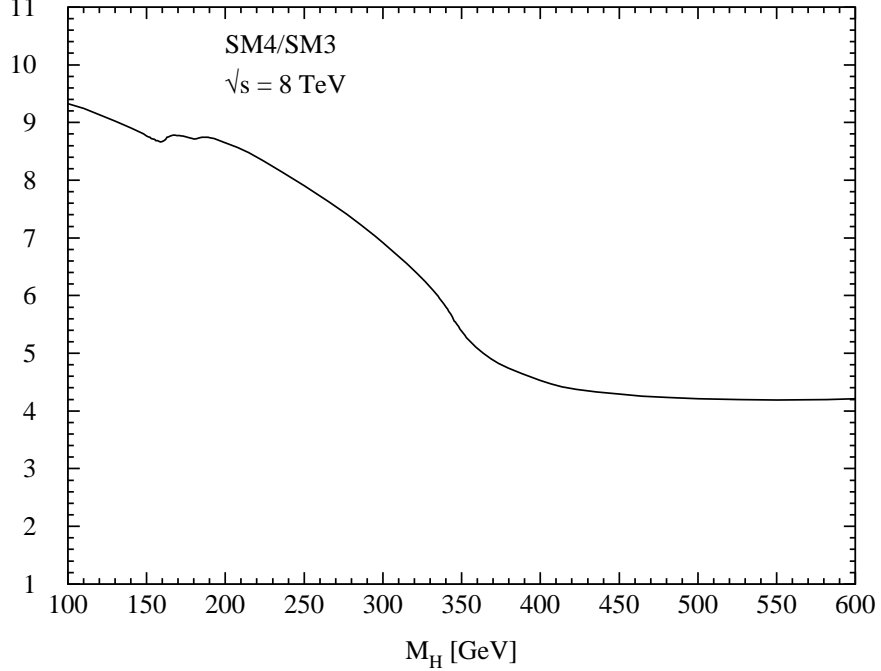


Figure 2: Ratio of Higgs-boson production cross sections via gluon fusion in SM4 with respect to SM3 including NNLO QCD and NLO EW corrections for  $m_{t'} = 500 \text{ GeV}$ ,  $m_{b'} = 450 \text{ GeV}$ ,  $m_{l'} = 450 \text{ GeV}$ , and  $m_{\nu_{l'}} = 375 \text{ GeV}$  and  $\sqrt{s} = 8 \text{ TeV}$ .

Table 7: SM4 Higgs-boson production cross section via gluon fusion including NNLO QCD and NLO EW corrections using MSTW2008NNLO PDFs for  $\sqrt{s} = 7$  TeV in the extreme scenario (2.5).

$M_H$ [GeV]	$\sigma$ [pb]	$M_H$ [GeV]	$\sigma$ [pb]
100	244	200	48.6
110	199	250	27.7
120	165	300	17.6
130	138	400	9.59
140	117	500	3.70
150	99.2	600	1.40
160	84.5	700	0.556
170	73.0	800	0.235
180	63.1	900	0.104
190	55.2	1000	0.0456

the SM3 case, while the additional uncertainties due to the EW corrections have been discussed in Section 3.

The results for the Higgs branching fractions have been obtained in a similar way as those for the results in SM3 in Refs. [41, 42]. While the partial widths for  $H \rightarrow WW/ZZ$  have been computed with PROPHECY4F, all other partial widths have been calculated with HDECAY. Then, the branching ratios and the total width have been calculated from these partial widths.

The results of the Higgs branching fractions for the scenarios defined in (2.2)/(2.3) are shown in Table 8 for the 2-fermion final states and in Table 9 for the 2-gauge-boson final states. In the latter table also the total Higgs width is given. Table 10 lists the branching fractions for the  $e^+e^-e^+e^-$  and  $e^+e^-\mu^+\mu^-$  final states as well as several combined channels. Apart from the sum of all 4-fermion final states ( $H \rightarrow 4f$ ) the results for all-leptonic final states  $H \rightarrow 4l$  with  $l = e, \mu, \tau, \nu_e, \nu_\mu, \nu_\tau$ , the results for all-hadronic final states  $H \rightarrow 4q$  with  $q = u, d, c, s, b$  and the semi-leptonic final states  $H \rightarrow 2l2q$  are shown. To compare with the pure SM3, Fig. 4 shows the ratios between the SM4 and SM3 branching fractions for the most important channels for the scenario (2.4). While the branching ratio into gluons is enhanced by a factor 5–15,  $\text{BR}(H \rightarrow b\bar{b})$  is reduced for small  $M_H$  but enhanced for  $M_H \gtrsim 150$  GeV. The branching ratios into electroweak gauge-boson pairs are suppressed for small Higgs masses, and the one into photon pairs is reduced by 65 to 100% in the Higgs-mass range  $100 \text{ GeV} < M_H < 150 \text{ GeV}$ .

Results in the extreme scenario (2.5) for Higgs masses up to 1 TeV are shown in Table 11 for the 2-fermion final states, in Table 12 for the 2-gauge-boson final states and the total Higgs width, and in Table 13 for selected 4-fermion final states. The ratios between the SM4 and SM3 branching fractions for the most important channels are shown in Fig. 5. As compared to the scenario of Fig. 4, the enhancement and suppression effects are stronger (as they scale roughly with the square of the heavy fermion masses). While  $\text{BR}(H \rightarrow \gamma\gamma)$  is different in detail it is again suppressed by a factor 100.

The effect of the NLO EW corrections on the  $H \rightarrow \gamma\gamma$  decay width in the scenarios (2.2)/(2.3) is shown in Table 14. The branching ratio for  $H \rightarrow \gamma\gamma$  is strongly reduced in SM4 owing to cancellations between LO and NLO. In Table 15 we display the effect of the NLO EW corrections on the  $H \rightarrow \gamma\gamma$  decay width in the extreme scenario (2.5). While the branching ratio differs

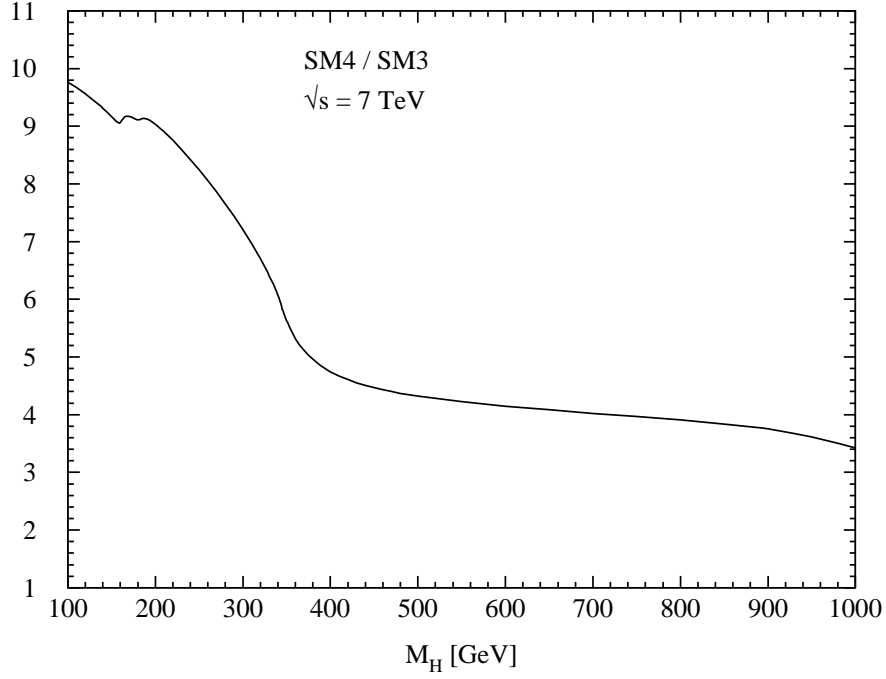


Figure 3: Ratio of Higgs-boson production cross sections via gluon fusion in SM4 with respect to SM3 including NNLO QCD and NLO EW corrections for  $\sqrt{s} = 7$  TeV in the extreme scenario (2.5).

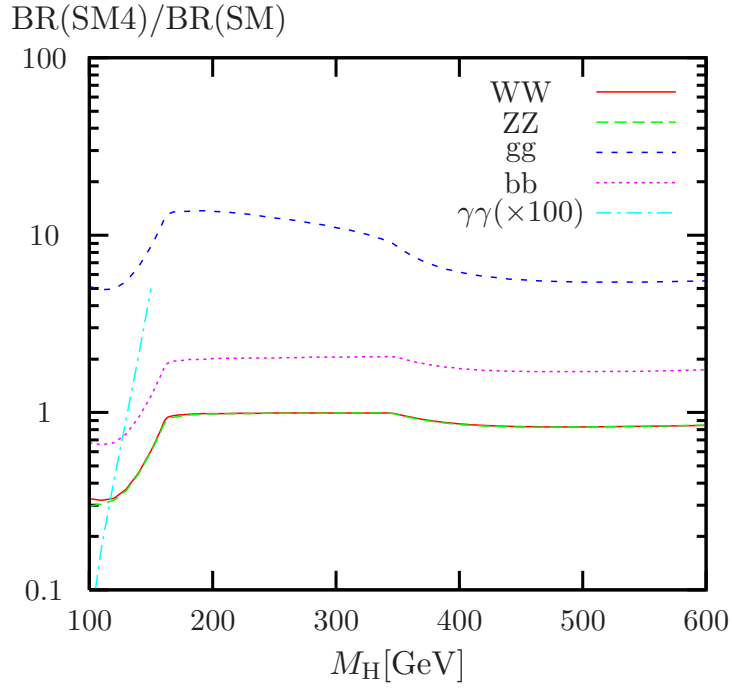


Figure 4: Ratio of branching fractions in SM4 with respect to SM3 for WW, ZZ, gg,  $b\bar{b}$ , and  $\gamma\gamma$  decay channels ( $\gamma\gamma$  ratio multiplied with 100) as a function of  $M_H$  for scenario (2.4).

Table 8: SM4 Higgs branching fractions for 2-fermion decay channels for the scenarios defined in (2.2)/(2.3).

$M_H / m_{b'} / m_{\nu_{l'}}$ [GeV]	$H \rightarrow b\bar{b}$	$H \rightarrow \tau^+\tau^-$	$H \rightarrow \mu^+\mu^-$	$H \rightarrow s\bar{s}$	$H \rightarrow c\bar{c}$	$H \rightarrow t\bar{t}$
120/ 450/ 350	$4.39 \cdot 10^{-1}$	$4.77 \cdot 10^{-2}$	$1.65 \cdot 10^{-4}$	$1.87 \cdot 10^{-4}$	$2.21 \cdot 10^{-2}$	0.00
120/ 450/ 375	$4.39 \cdot 10^{-1}$	$4.77 \cdot 10^{-2}$	$1.66 \cdot 10^{-4}$	$1.87 \cdot 10^{-4}$	$2.22 \cdot 10^{-2}$	0.00
120/ 450/ 400	$4.39 \cdot 10^{-1}$	$4.77 \cdot 10^{-2}$	$1.66 \cdot 10^{-4}$	$1.87 \cdot 10^{-4}$	$2.22 \cdot 10^{-2}$	0.00
120/ 500/ 350	$4.45 \cdot 10^{-1}$	$4.83 \cdot 10^{-2}$	$1.68 \cdot 10^{-4}$	$1.90 \cdot 10^{-4}$	$2.24 \cdot 10^{-2}$	0.00
120/ 500/ 375	$4.45 \cdot 10^{-1}$	$4.84 \cdot 10^{-2}$	$1.68 \cdot 10^{-4}$	$1.90 \cdot 10^{-4}$	$2.25 \cdot 10^{-2}$	0.00
120/ 500/ 400	$4.45 \cdot 10^{-1}$	$4.84 \cdot 10^{-2}$	$1.68 \cdot 10^{-4}$	$1.90 \cdot 10^{-4}$	$2.25 \cdot 10^{-2}$	0.00
120/ 550/ 350	$4.52 \cdot 10^{-1}$	$4.91 \cdot 10^{-2}$	$1.70 \cdot 10^{-4}$	$1.93 \cdot 10^{-4}$	$2.28 \cdot 10^{-2}$	0.00
120/ 550/ 375	$4.52 \cdot 10^{-1}$	$4.91 \cdot 10^{-2}$	$1.70 \cdot 10^{-4}$	$1.93 \cdot 10^{-4}$	$2.28 \cdot 10^{-2}$	0.00
120/ 550/ 400	$4.52 \cdot 10^{-1}$	$4.92 \cdot 10^{-2}$	$1.71 \cdot 10^{-4}$	$1.93 \cdot 10^{-4}$	$2.28 \cdot 10^{-2}$	0.00
350/ 450/ 350	$7.25 \cdot 10^{-4}$	$9.60 \cdot 10^{-5}$	$3.33 \cdot 10^{-7}$	$3.09 \cdot 10^{-7}$	$3.64 \cdot 10^{-5}$	$3.14 \cdot 10^{-2}$
350/ 450/ 375	$7.32 \cdot 10^{-4}$	$9.68 \cdot 10^{-5}$	$3.36 \cdot 10^{-7}$	$3.12 \cdot 10^{-7}$	$3.68 \cdot 10^{-5}$	$3.17 \cdot 10^{-2}$
350/ 450/ 400	$7.39 \cdot 10^{-4}$	$9.78 \cdot 10^{-5}$	$3.39 \cdot 10^{-7}$	$3.15 \cdot 10^{-7}$	$3.71 \cdot 10^{-5}$	$3.20 \cdot 10^{-2}$
350/ 500/ 350	$7.72 \cdot 10^{-4}$	$1.02 \cdot 10^{-4}$	$3.54 \cdot 10^{-7}$	$3.29 \cdot 10^{-7}$	$3.88 \cdot 10^{-5}$	$3.35 \cdot 10^{-2}$
350/ 500/ 375	$7.79 \cdot 10^{-4}$	$1.03 \cdot 10^{-4}$	$3.57 \cdot 10^{-7}$	$3.32 \cdot 10^{-7}$	$3.92 \cdot 10^{-5}$	$3.38 \cdot 10^{-2}$
350/ 500/ 400	$7.87 \cdot 10^{-4}$	$1.04 \cdot 10^{-4}$	$3.61 \cdot 10^{-7}$	$3.35 \cdot 10^{-7}$	$3.95 \cdot 10^{-5}$	$3.41 \cdot 10^{-2}$
350/ 550/ 350	$8.36 \cdot 10^{-4}$	$1.11 \cdot 10^{-4}$	$3.83 \cdot 10^{-7}$	$3.56 \cdot 10^{-7}$	$4.20 \cdot 10^{-5}$	$3.62 \cdot 10^{-2}$
350/ 550/ 375	$8.44 \cdot 10^{-4}$	$1.12 \cdot 10^{-4}$	$3.87 \cdot 10^{-7}$	$3.59 \cdot 10^{-7}$	$4.24 \cdot 10^{-5}$	$3.66 \cdot 10^{-2}$
350/ 550/ 400	$8.53 \cdot 10^{-4}$	$1.13 \cdot 10^{-4}$	$3.91 \cdot 10^{-7}$	$3.63 \cdot 10^{-7}$	$4.28 \cdot 10^{-5}$	$3.70 \cdot 10^{-2}$
600/ 450/ 300	$1.24 \cdot 10^{-4}$	$1.80 \cdot 10^{-5}$	$6.25 \cdot 10^{-8}$	$5.26 \cdot 10^{-8}$	$6.20 \cdot 10^{-6}$	$2.97 \cdot 10^{-1}$
600/ 450/ 350	$1.22 \cdot 10^{-4}$	$1.78 \cdot 10^{-5}$	$6.17 \cdot 10^{-8}$	$5.19 \cdot 10^{-8}$	$6.12 \cdot 10^{-6}$	$2.93 \cdot 10^{-1}$
600/ 450/ 400	$1.23 \cdot 10^{-4}$	$1.80 \cdot 10^{-5}$	$6.24 \cdot 10^{-8}$	$5.24 \cdot 10^{-8}$	$6.18 \cdot 10^{-6}$	$2.96 \cdot 10^{-1}$
600/ 500/ 300	$1.29 \cdot 10^{-4}$	$1.88 \cdot 10^{-5}$	$6.51 \cdot 10^{-8}$	$5.49 \cdot 10^{-8}$	$6.47 \cdot 10^{-6}$	$3.10 \cdot 10^{-1}$
600/ 500/ 350	$1.27 \cdot 10^{-4}$	$1.86 \cdot 10^{-5}$	$6.43 \cdot 10^{-8}$	$5.42 \cdot 10^{-8}$	$6.39 \cdot 10^{-6}$	$3.06 \cdot 10^{-1}$
600/ 500/ 400	$1.29 \cdot 10^{-4}$	$1.88 \cdot 10^{-5}$	$6.50 \cdot 10^{-8}$	$5.48 \cdot 10^{-8}$	$6.46 \cdot 10^{-6}$	$3.09 \cdot 10^{-1}$
600/ 550/ 300	$1.36 \cdot 10^{-4}$	$1.98 \cdot 10^{-5}$	$6.87 \cdot 10^{-8}$	$5.80 \cdot 10^{-8}$	$6.84 \cdot 10^{-6}$	$3.27 \cdot 10^{-1}$
600/ 550/ 350	$1.35 \cdot 10^{-4}$	$1.96 \cdot 10^{-5}$	$6.78 \cdot 10^{-8}$	$5.72 \cdot 10^{-8}$	$6.75 \cdot 10^{-6}$	$3.23 \cdot 10^{-1}$
600/ 550/ 400	$1.36 \cdot 10^{-4}$	$1.98 \cdot 10^{-5}$	$6.85 \cdot 10^{-8}$	$5.78 \cdot 10^{-8}$	$6.82 \cdot 10^{-6}$	$3.26 \cdot 10^{-1}$

considerably from those in scenarios (2.2)/(2.3) a similarly strong reduction by a factor of 100 with respect to SM3 is observed. Thus, this branching ratio is completely irrelevant in SM4.



Table 9: SM4 Higgs branching fractions for 2-gauge-boson decay channels and total Higgs width for the scenarios defined in (2.2)/(2.3).

$M_H / m_{b'}/ m_{\nu_{l'}}$ [GeV]	$H \rightarrow gg$	$H \rightarrow Z\gamma$	$H \rightarrow WW$	$H \rightarrow ZZ$	$\Gamma_H$ [GeV]
120/ 450/ 350	$4.39 \cdot 10^{-1}$	$4.54 \cdot 10^{-4}$	$4.70 \cdot 10^{-2}$	$5.14 \cdot 10^{-3}$	$6.68 \cdot 10^{-3}$
120/ 450/ 375	$4.39 \cdot 10^{-1}$	$4.54 \cdot 10^{-4}$	$4.66 \cdot 10^{-2}$	$5.10 \cdot 10^{-3}$	$6.69 \cdot 10^{-3}$
120/ 450/ 400	$4.39 \cdot 10^{-1}$	$4.53 \cdot 10^{-4}$	$4.62 \cdot 10^{-2}$	$5.05 \cdot 10^{-3}$	$6.70 \cdot 10^{-3}$
120/ 500/ 350	$4.34 \cdot 10^{-1}$	$4.51 \cdot 10^{-4}$	$4.47 \cdot 10^{-2}$	$4.88 \cdot 10^{-3}$	$6.74 \cdot 10^{-3}$
120/ 500/ 375	$4.35 \cdot 10^{-1}$	$4.50 \cdot 10^{-4}$	$4.43 \cdot 10^{-2}$	$4.84 \cdot 10^{-3}$	$6.75 \cdot 10^{-3}$
120/ 500/ 400	$4.35 \cdot 10^{-1}$	$4.50 \cdot 10^{-4}$	$4.38 \cdot 10^{-2}$	$4.79 \cdot 10^{-3}$	$6.76 \cdot 10^{-3}$
120/ 550/ 350	$4.29 \cdot 10^{-1}$	$4.45 \cdot 10^{-4}$	$4.19 \cdot 10^{-2}$	$4.55 \cdot 10^{-3}$	$6.82 \cdot 10^{-3}$
120/ 550/ 375	$4.29 \cdot 10^{-1}$	$4.45 \cdot 10^{-4}$	$4.15 \cdot 10^{-2}$	$4.51 \cdot 10^{-3}$	$6.83 \cdot 10^{-3}$
120/ 550/ 400	$4.30 \cdot 10^{-1}$	$4.44 \cdot 10^{-4}$	$4.10 \cdot 10^{-2}$	$4.46 \cdot 10^{-3}$	$6.84 \cdot 10^{-3}$
350/ 450/ 350	$6.91 \cdot 10^{-3}$	$5.54 \cdot 10^{-5}$	$6.62 \cdot 10^{-1}$	$2.99 \cdot 10^{-1}$	9.72
350/ 450/ 375	$6.97 \cdot 10^{-3}$	$5.58 \cdot 10^{-5}$	$6.62 \cdot 10^{-1}$	$2.98 \cdot 10^{-1}$	9.65
350/ 450/ 400	$7.04 \cdot 10^{-3}$	$5.62 \cdot 10^{-5}$	$6.61 \cdot 10^{-1}$	$2.98 \cdot 10^{-1}$	9.58
350/ 500/ 350	$7.17 \cdot 10^{-3}$	$5.77 \cdot 10^{-5}$	$6.60 \cdot 10^{-1}$	$2.98 \cdot 10^{-1}$	9.33
350/ 500/ 375	$7.24 \cdot 10^{-3}$	$5.81 \cdot 10^{-5}$	$6.60 \cdot 10^{-1}$	$2.98 \cdot 10^{-1}$	9.26
350/ 500/ 400	$7.31 \cdot 10^{-3}$	$5.86 \cdot 10^{-5}$	$6.59 \cdot 10^{-1}$	$2.98 \cdot 10^{-1}$	9.19
350/ 550/ 350	$7.54 \cdot 10^{-3}$	$6.07 \cdot 10^{-5}$	$6.58 \cdot 10^{-1}$	$2.97 \cdot 10^{-1}$	8.87
350/ 550/ 375	$7.62 \cdot 10^{-3}$	$6.12 \cdot 10^{-5}$	$6.58 \cdot 10^{-1}$	$2.96 \cdot 10^{-1}$	8.80
350/ 550/ 400	$7.70 \cdot 10^{-3}$	$6.17 \cdot 10^{-5}$	$6.58 \cdot 10^{-1}$	$2.96 \cdot 10^{-1}$	8.73
600/ 450/ 300	$2.27 \cdot 10^{-3}$	$6.52 \cdot 10^{-6}$	$4.71 \cdot 10^{-1}$	$2.30 \cdot 10^{-1}$	$8.96 \cdot 10^1$
600/ 450/ 350	$2.32 \cdot 10^{-3}$	$6.43 \cdot 10^{-6}$	$4.73 \cdot 10^{-1}$	$2.31 \cdot 10^{-1}$	$9.09 \cdot 10^1$
600/ 450/ 400	$2.36 \cdot 10^{-3}$	$6.47 \cdot 10^{-6}$	$4.71 \cdot 10^{-1}$	$2.30 \cdot 10^{-1}$	$9.03 \cdot 10^1$
600/ 500/ 300	$2.27 \cdot 10^{-3}$	$6.62 \cdot 10^{-6}$	$4.62 \cdot 10^{-1}$	$2.26 \cdot 10^{-1}$	$8.78 \cdot 10^1$
600/ 500/ 350	$2.31 \cdot 10^{-3}$	$6.53 \cdot 10^{-6}$	$4.65 \cdot 10^{-1}$	$2.27 \cdot 10^{-1}$	$8.92 \cdot 10^1$
600/ 500/ 400	$2.35 \cdot 10^{-3}$	$6.57 \cdot 10^{-6}$	$4.63 \cdot 10^{-1}$	$2.26 \cdot 10^{-1}$	$8.86 \cdot 10^1$
600/ 550/ 300	$2.29 \cdot 10^{-3}$	$6.77 \cdot 10^{-6}$	$4.51 \cdot 10^{-1}$	$2.20 \cdot 10^{-1}$	$8.57 \cdot 10^1$
600/ 550/ 350	$2.34 \cdot 10^{-3}$	$6.67 \cdot 10^{-6}$	$4.54 \cdot 10^{-1}$	$2.21 \cdot 10^{-1}$	$8.70 \cdot 10^1$
600/ 550/ 400	$2.38 \cdot 10^{-3}$	$6.71 \cdot 10^{-6}$	$4.51 \cdot 10^{-1}$	$2.20 \cdot 10^{-1}$	$8.64 \cdot 10^1$

Table 10: SM4 Higgs branching fractions for 4-fermion final states with  $l = e, \mu, \tau, \nu_e, \nu_\mu, \nu_\tau$  and  $q = u, d, c, s, b$  for the scenarios defined in (2.2)/(2.3).

$M_H / m_{b'} / m_{\nu_l}$ [GeV]	$H \rightarrow 4e$	$H \rightarrow 2e2\mu$	$H \rightarrow 4l$	$H \rightarrow 4q$	$H \rightarrow 2l2q$	$H \rightarrow 4f$
120/ 450/ 350	$6.39 \cdot 10^{-6}$	$1.14 \cdot 10^{-5}$	$5.24 \cdot 10^{-3}$	$2.38 \cdot 10^{-2}$	$2.27 \cdot 10^{-2}$	$5.17 \cdot 10^{-2}$
120/ 450/ 375	$6.33 \cdot 10^{-6}$	$1.13 \cdot 10^{-5}$	$5.19 \cdot 10^{-3}$	$2.36 \cdot 10^{-2}$	$2.25 \cdot 10^{-2}$	$5.12 \cdot 10^{-2}$
120/ 450/ 400	$6.27 \cdot 10^{-6}$	$1.12 \cdot 10^{-5}$	$5.14 \cdot 10^{-3}$	$2.33 \cdot 10^{-2}$	$2.23 \cdot 10^{-2}$	$5.08 \cdot 10^{-2}$
120/ 500/ 350	$6.05 \cdot 10^{-6}$	$1.08 \cdot 10^{-5}$	$4.96 \cdot 10^{-3}$	$2.26 \cdot 10^{-2}$	$2.15 \cdot 10^{-2}$	$4.91 \cdot 10^{-2}$
120/ 500/ 375	$5.99 \cdot 10^{-6}$	$1.07 \cdot 10^{-5}$	$4.91 \cdot 10^{-3}$	$2.24 \cdot 10^{-2}$	$2.13 \cdot 10^{-2}$	$4.87 \cdot 10^{-2}$
120/ 500/ 400	$5.93 \cdot 10^{-6}$	$1.06 \cdot 10^{-5}$	$4.86 \cdot 10^{-3}$	$2.22 \cdot 10^{-2}$	$2.11 \cdot 10^{-2}$	$4.82 \cdot 10^{-2}$
120/ 550/ 350	$5.62 \cdot 10^{-6}$	$1.00 \cdot 10^{-5}$	$4.63 \cdot 10^{-3}$	$2.12 \cdot 10^{-2}$	$2.02 \cdot 10^{-2}$	$4.60 \cdot 10^{-2}$
120/ 550/ 375	$5.56 \cdot 10^{-6}$	$9.93 \cdot 10^{-6}$	$4.58 \cdot 10^{-3}$	$2.10 \cdot 10^{-2}$	$2.00 \cdot 10^{-2}$	$4.56 \cdot 10^{-2}$
120/ 550/ 400	$5.50 \cdot 10^{-6}$	$9.82 \cdot 10^{-6}$	$4.53 \cdot 10^{-3}$	$2.08 \cdot 10^{-2}$	$1.98 \cdot 10^{-2}$	$4.51 \cdot 10^{-2}$
350/ 450/ 350	$3.25 \cdot 10^{-4}$	$6.52 \cdot 10^{-4}$	$9.47 \cdot 10^{-2}$	$4.52 \cdot 10^{-1}$	$4.14 \cdot 10^{-1}$	$9.61 \cdot 10^{-1}$
350/ 450/ 375	$3.25 \cdot 10^{-4}$	$6.52 \cdot 10^{-4}$	$9.46 \cdot 10^{-2}$	$4.52 \cdot 10^{-1}$	$4.14 \cdot 10^{-1}$	$9.60 \cdot 10^{-1}$
350/ 450/ 400	$3.24 \cdot 10^{-4}$	$6.51 \cdot 10^{-4}$	$9.45 \cdot 10^{-2}$	$4.52 \cdot 10^{-1}$	$4.13 \cdot 10^{-1}$	$9.60 \cdot 10^{-1}$
350/ 500/ 350	$3.23 \cdot 10^{-4}$	$6.48 \cdot 10^{-4}$	$9.41 \cdot 10^{-2}$	$4.52 \cdot 10^{-1}$	$4.12 \cdot 10^{-1}$	$9.58 \cdot 10^{-1}$
350/ 500/ 375	$3.23 \cdot 10^{-4}$	$6.48 \cdot 10^{-4}$	$9.40 \cdot 10^{-2}$	$4.52 \cdot 10^{-1}$	$4.12 \cdot 10^{-1}$	$9.58 \cdot 10^{-1}$
350/ 500/ 400	$3.22 \cdot 10^{-4}$	$6.47 \cdot 10^{-4}$	$9.39 \cdot 10^{-2}$	$4.52 \cdot 10^{-1}$	$4.12 \cdot 10^{-1}$	$9.58 \cdot 10^{-1}$
350/ 550/ 350	$3.20 \cdot 10^{-4}$	$6.43 \cdot 10^{-4}$	$9.35 \cdot 10^{-2}$	$4.51 \cdot 10^{-1}$	$4.11 \cdot 10^{-1}$	$9.55 \cdot 10^{-1}$
350/ 550/ 375	$3.20 \cdot 10^{-4}$	$6.42 \cdot 10^{-4}$	$9.33 \cdot 10^{-2}$	$4.51 \cdot 10^{-1}$	$4.10 \cdot 10^{-1}$	$9.55 \cdot 10^{-1}$
350/ 550/ 400	$3.19 \cdot 10^{-4}$	$6.41 \cdot 10^{-4}$	$9.32 \cdot 10^{-2}$	$4.51 \cdot 10^{-1}$	$4.10 \cdot 10^{-1}$	$9.54 \cdot 10^{-1}$
600/ 450/ 300	$2.52 \cdot 10^{-4}$	$5.05 \cdot 10^{-4}$	$6.92 \cdot 10^{-2}$	$3.29 \cdot 10^{-1}$	$3.02 \cdot 10^{-1}$	$7.00 \cdot 10^{-1}$
600/ 450/ 350	$2.53 \cdot 10^{-4}$	$5.07 \cdot 10^{-4}$	$6.96 \cdot 10^{-2}$	$3.31 \cdot 10^{-1}$	$3.04 \cdot 10^{-1}$	$7.04 \cdot 10^{-1}$
600/ 450/ 400	$2.52 \cdot 10^{-4}$	$5.05 \cdot 10^{-4}$	$6.92 \cdot 10^{-2}$	$3.30 \cdot 10^{-1}$	$3.02 \cdot 10^{-1}$	$7.01 \cdot 10^{-1}$
600/ 500/ 300	$2.47 \cdot 10^{-4}$	$4.95 \cdot 10^{-4}$	$6.77 \cdot 10^{-2}$	$3.24 \cdot 10^{-1}$	$2.96 \cdot 10^{-1}$	$6.88 \cdot 10^{-1}$
600/ 500/ 350	$2.48 \cdot 10^{-4}$	$4.97 \cdot 10^{-4}$	$6.81 \cdot 10^{-2}$	$3.26 \cdot 10^{-1}$	$2.98 \cdot 10^{-1}$	$6.92 \cdot 10^{-1}$
600/ 500/ 400	$2.47 \cdot 10^{-4}$	$4.94 \cdot 10^{-4}$	$6.77 \cdot 10^{-2}$	$3.24 \cdot 10^{-1}$	$2.96 \cdot 10^{-1}$	$6.88 \cdot 10^{-1}$
600/ 550/ 300	$2.40 \cdot 10^{-4}$	$4.81 \cdot 10^{-4}$	$6.58 \cdot 10^{-2}$	$3.16 \cdot 10^{-1}$	$2.89 \cdot 10^{-1}$	$6.71 \cdot 10^{-1}$
600/ 550/ 350	$2.41 \cdot 10^{-4}$	$4.83 \cdot 10^{-4}$	$6.63 \cdot 10^{-2}$	$3.18 \cdot 10^{-1}$	$2.91 \cdot 10^{-1}$	$6.75 \cdot 10^{-1}$
600/ 550/ 400	$2.40 \cdot 10^{-4}$	$4.80 \cdot 10^{-4}$	$6.58 \cdot 10^{-2}$	$3.17 \cdot 10^{-1}$	$2.89 \cdot 10^{-1}$	$6.71 \cdot 10^{-1}$

Table 11: SM4 Higgs branching fractions for 2-fermion decay channels in the extreme scenario (2.5).

$M_H$ [GeV]	$H \rightarrow b\bar{b}$	$H \rightarrow \tau^+\tau^-$	$H \rightarrow \mu^+\mu^-$	$H \rightarrow s\bar{s}$	$H \rightarrow c\bar{c}$	$H \rightarrow t\bar{t}$
100	$5.70 \cdot 10^{-1}$	$5.98 \cdot 10^{-2}$	$2.08 \cdot 10^{-4}$	$2.44 \cdot 10^{-4}$	$2.88 \cdot 10^{-2}$	0.00
110	$5.30 \cdot 10^{-1}$	$5.67 \cdot 10^{-2}$	$1.97 \cdot 10^{-4}$	$2.26 \cdot 10^{-4}$	$2.68 \cdot 10^{-2}$	0.00
120	$4.87 \cdot 10^{-1}$	$5.29 \cdot 10^{-2}$	$1.84 \cdot 10^{-4}$	$2.08 \cdot 10^{-4}$	$2.46 \cdot 10^{-2}$	0.00
130	$4.36 \cdot 10^{-1}$	$4.82 \cdot 10^{-2}$	$1.67 \cdot 10^{-4}$	$1.86 \cdot 10^{-4}$	$2.20 \cdot 10^{-2}$	0.00
140	$3.72 \cdot 10^{-1}$	$4.17 \cdot 10^{-2}$	$1.45 \cdot 10^{-4}$	$1.59 \cdot 10^{-4}$	$1.88 \cdot 10^{-2}$	0.00
150	$2.83 \cdot 10^{-1}$	$3.20 \cdot 10^{-2}$	$1.11 \cdot 10^{-4}$	$1.21 \cdot 10^{-4}$	$1.42 \cdot 10^{-2}$	0.00
160	$1.13 \cdot 10^{-1}$	$1.29 \cdot 10^{-2}$	$4.48 \cdot 10^{-5}$	$4.80 \cdot 10^{-5}$	$5.67 \cdot 10^{-3}$	0.00
170	$3.26 \cdot 10^{-2}$	$3.78 \cdot 10^{-3}$	$1.31 \cdot 10^{-5}$	$1.39 \cdot 10^{-5}$	$1.64 \cdot 10^{-3}$	0.00
180	$2.15 \cdot 10^{-2}$	$2.52 \cdot 10^{-3}$	$8.74 \cdot 10^{-6}$	$9.17 \cdot 10^{-6}$	$1.08 \cdot 10^{-3}$	0.00
190	$1.39 \cdot 10^{-2}$	$1.64 \cdot 10^{-3}$	$5.69 \cdot 10^{-6}$	$5.91 \cdot 10^{-6}$	$6.98 \cdot 10^{-4}$	0.00
200	$1.06 \cdot 10^{-2}$	$1.27 \cdot 10^{-3}$	$4.41 \cdot 10^{-6}$	$4.53 \cdot 10^{-6}$	$5.35 \cdot 10^{-4}$	0.00
250	$4.73 \cdot 10^{-3}$	$5.89 \cdot 10^{-4}$	$2.04 \cdot 10^{-6}$	$2.01 \cdot 10^{-6}$	$2.38 \cdot 10^{-4}$	0.00
300	$2.70 \cdot 10^{-3}$	$3.48 \cdot 10^{-4}$	$1.21 \cdot 10^{-6}$	$1.15 \cdot 10^{-6}$	$1.36 \cdot 10^{-4}$	$3.26 \cdot 10^{-4}$
400	$6.38 \cdot 10^{-4}$	$8.63 \cdot 10^{-5}$	$2.99 \cdot 10^{-7}$	$2.71 \cdot 10^{-7}$	$3.20 \cdot 10^{-5}$	$4.50 \cdot 10^{-1}$
500	$2.96 \cdot 10^{-4}$	$4.16 \cdot 10^{-5}$	$1.44 \cdot 10^{-7}$	$1.26 \cdot 10^{-7}$	$1.48 \cdot 10^{-5}$	$5.22 \cdot 10^{-1}$
600	$2.02 \cdot 10^{-4}$	$2.92 \cdot 10^{-5}$	$1.01 \cdot 10^{-7}$	$8.58 \cdot 10^{-8}$	$1.01 \cdot 10^{-5}$	$4.82 \cdot 10^{-1}$
700	$1.52 \cdot 10^{-4}$	$2.26 \cdot 10^{-5}$	$7.82 \cdot 10^{-8}$	$6.46 \cdot 10^{-8}$	$7.61 \cdot 10^{-6}$	$4.21 \cdot 10^{-1}$
800	$1.18 \cdot 10^{-4}$	$1.80 \cdot 10^{-5}$	$6.24 \cdot 10^{-8}$	$5.02 \cdot 10^{-8}$	$5.91 \cdot 10^{-6}$	$3.56 \cdot 10^{-1}$
1000	$7.37 \cdot 10^{-5}$	$1.17 \cdot 10^{-5}$	$4.06 \cdot 10^{-8}$	$3.13 \cdot 10^{-8}$	$3.69 \cdot 10^{-6}$	$2.43 \cdot 10^{-1}$

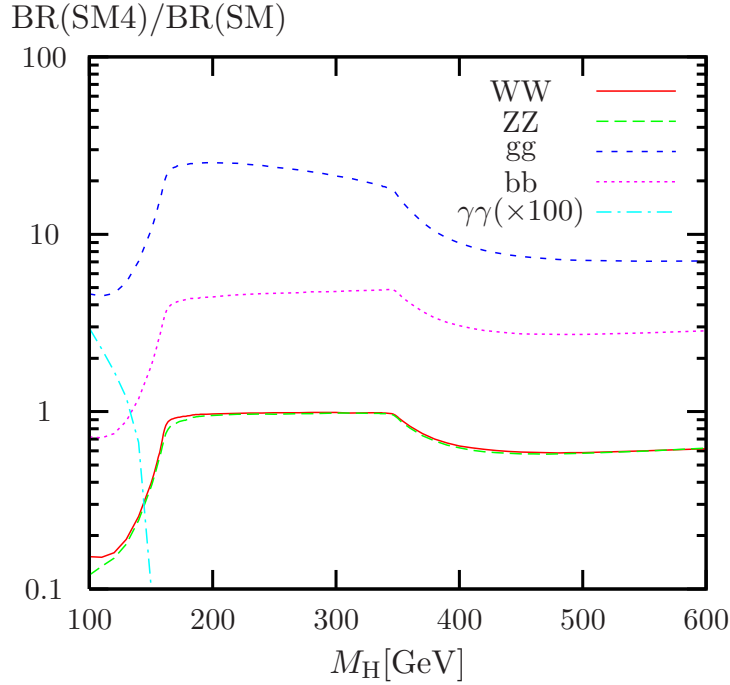


Figure 5: Ratio of branching fractions in SM4 with respect to SM3 for WW, ZZ, gg,  $b\bar{b}$ , and  $\gamma\gamma$  decay channels ( $\gamma\gamma$  ratio multiplied with 100) as a function of  $M_H$  in the extreme scenario (2.5).

Table 12: SM4 Higgs branching fractions for 2-gauge-boson decay channels and total Higgs width in the extreme scenario (2.5).

$M_H$ [GeV]	$H \rightarrow gg$	$H \rightarrow Z\gamma$	$H \rightarrow WW$	$H \rightarrow ZZ$	$\Gamma_H$ [GeV]
100	$3.39 \cdot 10^{-1}$	$1.70 \cdot 10^{-5}$	$1.67 \cdot 10^{-3}$	$1.35 \cdot 10^{-4}$	$5.52 \cdot 10^{-3}$
110	$3.78 \cdot 10^{-1}$	$1.35 \cdot 10^{-4}$	$7.20 \cdot 10^{-3}$	$5.83 \cdot 10^{-4}$	$6.41 \cdot 10^{-3}$
120	$4.10 \cdot 10^{-1}$	$4.06 \cdot 10^{-4}$	$2.27 \cdot 10^{-2}$	$2.37 \cdot 10^{-3}$	$7.49 \cdot 10^{-3}$
130	$4.28 \cdot 10^{-1}$	$8.51 \cdot 10^{-4}$	$5.77 \cdot 10^{-2}$	$7.12 \cdot 10^{-3}$	$8.92 \cdot 10^{-3}$
140	$4.20 \cdot 10^{-1}$	$1.46 \cdot 10^{-3}$	$1.29 \cdot 10^{-1}$	$1.68 \cdot 10^{-2}$	$1.11 \cdot 10^{-2}$
150	$3.63 \cdot 10^{-1}$	$2.13 \cdot 10^{-3}$	$2.75 \cdot 10^{-1}$	$3.09 \cdot 10^{-2}$	$1.55 \cdot 10^{-2}$
160	$1.62 \cdot 10^{-1}$	$2.01 \cdot 10^{-3}$	$6.80 \cdot 10^{-1}$	$2.78 \cdot 10^{-2}$	$4.10 \cdot 10^{-2}$
170	$5.27 \cdot 10^{-2}$	$8.96 \cdot 10^{-4}$	$8.90 \cdot 10^{-1}$	$2.02 \cdot 10^{-2}$	$1.49 \cdot 10^{-1}$
180	$3.85 \cdot 10^{-2}$	$6.95 \cdot 10^{-4}$	$8.82 \cdot 10^{-1}$	$5.43 \cdot 10^{-2}$	$2.37 \cdot 10^{-1}$
190	$2.75 \cdot 10^{-2}$	$5.07 \cdot 10^{-4}$	$7.60 \cdot 10^{-1}$	$1.97 \cdot 10^{-1}$	$3.84 \cdot 10^{-1}$
200	$2.33 \cdot 10^{-2}$	$4.28 \cdot 10^{-4}$	$7.18 \cdot 10^{-1}$	$2.43 \cdot 10^{-1}$	$5.21 \cdot 10^{-1}$
250	$1.62 \cdot 10^{-2}$	$2.48 \cdot 10^{-4}$	$6.93 \cdot 10^{-1}$	$2.86 \cdot 10^{-1}$	1.41
300	$1.39 \cdot 10^{-2}$	$1.58 \cdot 10^{-4}$	$6.84 \cdot 10^{-1}$	$3.00 \cdot 10^{-1}$	2.87
400	$7.40 \cdot 10^{-3}$	$3.63 \cdot 10^{-5}$	$3.74 \cdot 10^{-1}$	$1.68 \cdot 10^{-1}$	$1.55 \cdot 10^1$
500	$4.28 \cdot 10^{-3}$	$1.41 \cdot 10^{-5}$	$3.22 \cdot 10^{-1}$	$1.51 \cdot 10^{-1}$	$4.06 \cdot 10^1$
600	$2.99 \cdot 10^{-3}$	$8.21 \cdot 10^{-6}$	$3.46 \cdot 10^{-1}$	$1.69 \cdot 10^{-1}$	$6.99 \cdot 10^1$
700	$2.17 \cdot 10^{-3}$	$5.46 \cdot 10^{-6}$	$3.86 \cdot 10^{-1}$	$1.91 \cdot 10^{-1}$	$1.06 \cdot 10^2$
800	$1.60 \cdot 10^{-3}$	$3.88 \cdot 10^{-6}$	$4.27 \cdot 10^{-1}$	$2.15 \cdot 10^{-1}$	$1.52 \cdot 10^2$
1000	$8.08 \cdot 10^{-4}$	$2.28 \cdot 10^{-6}$	$5.02 \cdot 10^{-1}$	$2.54 \cdot 10^{-1}$	$2.88 \cdot 10^2$

Table 13: SM4 Higgs branching fractions for 4-fermion final states with  $l = e, \mu, \tau, \nu_e, \nu_\mu, \nu_\tau$  and  $q = u, d, c, s, b$  in the extreme scenario (2.5).

$M_H$ [GeV]	$H \rightarrow 4e$	$H \rightarrow 2e2\mu$	$H \rightarrow 4l$	$H \rightarrow 4q$	$H \rightarrow 2l2q$	$H \rightarrow 4f$
100	$2.26 \cdot 10^{-7}$	$3.31 \cdot 10^{-7}$	$1.67 \cdot 10^{-4}$	$7.48 \cdot 10^{-4}$	$7.85 \cdot 10^{-4}$	$1.70 \cdot 10^{-3}$
110	$7.81 \cdot 10^{-7}$	$1.27 \cdot 10^{-6}$	$7.32 \cdot 10^{-4}$	$3.53 \cdot 10^{-3}$	$3.36 \cdot 10^{-3}$	$7.62 \cdot 10^{-3}$
120	$2.76 \cdot 10^{-6}$	$4.99 \cdot 10^{-6}$	$2.36 \cdot 10^{-3}$	$1.17 \cdot 10^{-2}$	$1.08 \cdot 10^{-2}$	$2.48 \cdot 10^{-2}$
130	$8.00 \cdot 10^{-6}$	$1.48 \cdot 10^{-5}$	$6.12 \cdot 10^{-3}$	$3.05 \cdot 10^{-2}$	$2.78 \cdot 10^{-2}$	$6.44 \cdot 10^{-2}$
140	$1.83 \cdot 10^{-5}$	$3.51 \cdot 10^{-5}$	$1.38 \cdot 10^{-2}$	$6.88 \cdot 10^{-2}$	$6.24 \cdot 10^{-2}$	$1.45 \cdot 10^{-1}$
150	$3.33 \cdot 10^{-5}$	$6.42 \cdot 10^{-5}$	$2.91 \cdot 10^{-2}$	$1.45 \cdot 10^{-1}$	$1.31 \cdot 10^{-1}$	$3.05 \cdot 10^{-1}$
160	$2.95 \cdot 10^{-5}$	$5.75 \cdot 10^{-5}$	$6.85 \cdot 10^{-2}$	$3.31 \cdot 10^{-1}$	$3.05 \cdot 10^{-1}$	$7.04 \cdot 10^{-1}$
170	$2.13 \cdot 10^{-5}$	$4.17 \cdot 10^{-5}$	$8.81 \cdot 10^{-2}$	$4.29 \cdot 10^{-1}$	$3.92 \cdot 10^{-1}$	$9.08 \cdot 10^{-1}$
180	$5.64 \cdot 10^{-5}$	$1.11 \cdot 10^{-4}$	$8.98 \cdot 10^{-2}$	$4.44 \cdot 10^{-1}$	$4.02 \cdot 10^{-1}$	$9.36 \cdot 10^{-1}$
190	$2.03 \cdot 10^{-4}$	$4.04 \cdot 10^{-4}$	$9.04 \cdot 10^{-2}$	$4.57 \cdot 10^{-1}$	$4.09 \cdot 10^{-1}$	$9.56 \cdot 10^{-1}$
200	$2.49 \cdot 10^{-4}$	$4.99 \cdot 10^{-4}$	$9.06 \cdot 10^{-2}$	$4.63 \cdot 10^{-1}$	$4.10 \cdot 10^{-1}$	$9.64 \cdot 10^{-1}$
250	$2.90 \cdot 10^{-4}$	$5.86 \cdot 10^{-4}$	$9.05 \cdot 10^{-2}$	$4.71 \cdot 10^{-1}$	$4.16 \cdot 10^{-1}$	$9.78 \cdot 10^{-1}$
300	$3.00 \cdot 10^{-4}$	$6.10 \cdot 10^{-4}$	$9.05 \cdot 10^{-2}$	$4.74 \cdot 10^{-1}$	$4.18 \cdot 10^{-1}$	$9.82 \cdot 10^{-1}$
400	$1.71 \cdot 10^{-4}$	$3.42 \cdot 10^{-4}$	$5.02 \cdot 10^{-2}$	$2.61 \cdot 10^{-1}$	$2.30 \cdot 10^{-1}$	$5.41 \cdot 10^{-1}$
500	$1.56 \cdot 10^{-4}$	$3.13 \cdot 10^{-4}$	$4.41 \cdot 10^{-2}$	$2.27 \cdot 10^{-1}$	$2.01 \cdot 10^{-1}$	$4.73 \cdot 10^{-1}$
600	$1.74 \cdot 10^{-4}$	$3.51 \cdot 10^{-4}$	$4.81 \cdot 10^{-2}$	$2.48 \cdot 10^{-1}$	$2.19 \cdot 10^{-1}$	$5.15 \cdot 10^{-1}$
700	$1.99 \cdot 10^{-4}$	$4.00 \cdot 10^{-4}$	$5.41 \cdot 10^{-2}$	$2.77 \cdot 10^{-1}$	$2.46 \cdot 10^{-1}$	$5.77 \cdot 10^{-1}$
800	$2.24 \cdot 10^{-4}$	$4.52 \cdot 10^{-4}$	$6.05 \cdot 10^{-2}$	$3.08 \cdot 10^{-1}$	$2.74 \cdot 10^{-1}$	$6.42 \cdot 10^{-1}$
1000	$2.70 \cdot 10^{-4}$	$5.42 \cdot 10^{-4}$	$7.21 \cdot 10^{-2}$	$3.60 \cdot 10^{-1}$	$3.23 \cdot 10^{-1}$	$7.56 \cdot 10^{-1}$

Table 14: Higgs branching fractions for the  $\gamma\gamma$  decay channel without and with NLO EW corrections in the scenarios (2.2)/(2.3) (QCD corrections are always included).

$M_H / m_{b'} / m_{\nu_{b'}}$ [GeV]	w/o NLO EW	w/ NLO EW
120 / 450 / 350	$2.52 \cdot 10^{-4}$	$9.91 \cdot 10^{-6}$
120 / 450 / 350	$2.52 \cdot 10^{-4}$	$9.31 \cdot 10^{-6}$
120 / 450 / 350	$2.51 \cdot 10^{-4}$	$8.69 \cdot 10^{-6}$
120 / 500 / 375	$2.50 \cdot 10^{-4}$	$4.60 \cdot 10^{-6}$
120 / 500 / 375	$2.50 \cdot 10^{-4}$	$4.20 \cdot 10^{-6}$
120 / 500 / 375	$2.49 \cdot 10^{-4}$	$3.80 \cdot 10^{-6}$
120 / 550 / 400	$2.47 \cdot 10^{-4}$	$1.13 \cdot 10^{-6}$
120 / 550 / 400	$2.47 \cdot 10^{-4}$	$9.38 \cdot 10^{-7}$
120 / 550 / 400	$2.46 \cdot 10^{-4}$	$7.56 \cdot 10^{-7}$

Table 15: Higgs branching fractions for the  $\gamma\gamma$  decay channel without and with NLO EW corrections in the extreme scenario (2.5) (QCD corrections are always included).

$M_H$ [GeV]	w/o NLO EW	w/ NLO EW
100	$1.31 \cdot 10^{-4}$	$4.65 \cdot 10^{-5}$
110	$1.72 \cdot 10^{-4}$	$4.40 \cdot 10^{-5}$
120	$2.26 \cdot 10^{-4}$	$3.77 \cdot 10^{-5}$
130	$2.95 \cdot 10^{-4}$	$2.71 \cdot 10^{-5}$
140	$3.81 \cdot 10^{-4}$	$1.30 \cdot 10^{-5}$
150	$4.74 \cdot 10^{-4}$	$1.42 \cdot 10^{-6}$

## 6 Conclusions

Additional hypothetical heavy-fermion generations, which are embedded in the Standard Model, strongly affect the prediction for the production and decay of a Higgs boson. The Yukawa couplings of heavy fermions grow very large, eventually jeopardizing the use of perturbation theory.

In this article we have presented state-of-the-art predictions for the Higgs-boson production cross section via gluon fusion and for all relevant Higgs-boson decay channels including one additional heavy-fermion generation in a variety of scenarios with a generic mass scale of 450 GeV as well as for an extreme scenario with a mass scale of 600 GeV, which is at the border between perturbativity and non-perturbativity in the 4th-generation sector. The loop-induced transitions  $gg \rightarrow H$ ,  $H \rightarrow gg$ ,  $H \rightarrow \gamma\gamma$  receive large lowest-order contributions, as frequently pointed out in the literature before. Here we emphasize the effect that on top of that the electroweak radiative corrections grow very large. They typically grow with powers of the heavy-fermion masses, eventually leading to a breakdown of perturbation theory. For Higgs production via gluon fusion and the Higgs decay into gluon pairs they are at the level of 10% for  $M_H < 600$  GeV. For the important Higgs decays into WW or ZZ pairs we find corrections of the order of  $-40\%$  and  $-60\%$  or more for the adopted heavy-fermion mass scales of 450 GeV and 600 GeV, respectively, where the onset of the non-perturbative regime is clearly visible by electroweak one-loop corrections of the size of about  $-85\%$  in the latter case. The branching ratios into fermion pairs are enhanced by 30% and 60% for 4th-generation fermion masses of about 450 GeV and 600 GeV, respectively. The branching ratio for the decay into photon pairs is reduced by 65 to 100% in the Higgs-mass range  $100 \text{ GeV} < M_H < 150 \text{ GeV}$  in all considered scenarios for a heavy 4th fermion generation, where the reduction factor, however, shows a strong dependence on the Higgs and heavy-fermion masses. We also present estimates for the respective theoretical uncertainties, which are quite large (several 10%). As the NLO EW corrections are enhanced by powers of the masses of the heavy fermions they depend strongly on the actual values of these masses.

The presented results and error estimates, the qualitative description of the most important impact of heavy fermions, and the description of the available tools and calculations will certainly prove useful in upcoming refined analyses of LHC data on Higgs searches.

## Acknowledgements

This work is supported in part by the Gottfried Wilhelm Leibniz programme of the Deutsche Forschungsgemeinschaft (DFG) and by Ministero dell'Istruzione, dell'Università e della Ricerca

(MIUR) under contract 2008H8F9RA\_002. We gratefully acknowledge several discussions with P. Gambino, C. Mariotti, and R. Tanaka.

## References

- [1] S. Chatrchyan *et al.* [CMS Collaboration], Phys. Lett. **B701** (2011) 204-223. [arXiv:1102.4746 [hep-ex]].
- [2] M. M. H. Luk, arXiv:1110.3246 [hep-ex].
- [3] G. Aad *et al.* [ATLAS Collaboration], [arXiv:1106.2748 [hep-ex]].
- [4] CMS Collaboration, CMS-PAS-HIG-11-011.
- [5] T. Aaltonen *et al.* [CDF Collaboration], Phys. Rev. Lett. **107**, 261801 (2011) [arXiv:1107.3875 [hep-ex]].
- [6] T. Aaltonen *et al.* [The CDF Collaboration], Phys. Rev. Lett. **106** (2011) 141803 [arXiv:1101.5728 [hep-ex]].
- [7] T. Aaltonen *et al.* [CDF and D0 Collaboration], Phys. Rev. **D82** (2010) 011102. [arXiv:1005.3216 [hep-ex]].
- [8] C. Anastasiou, S. Buehler, E. Furlan, F. Herzog, A. Lazopoulos, Phys. Lett. **B702** (2011) 224-227. [arXiv:1103.3645 [hep-ph]];  
C. Anastasiou, R. Boughezal, E. Furlan, JHEP **1006** (2010) 101. [arXiv:1003.4677 [hep-ph]].
- [9] M. Spira, arXiv:hep-ph/9510347 and Nucl. Instrum. Meth. **A389** (1997) 357-360. [hep-ph/9610350].
- [10] Talk by A. David at *Implications of LHC results for TeV-scale physics*, CERN, August 29, 2011, <http://indico.cern.ch/conferenceOtherViews.py?view=standard&confId=141983>.
- [11] G. Passarino, C. Sturm and S. Uccirati, Phys. Lett. B **706** (2011) 195 [arXiv:1108.2025 [hep-ph]].
- [12] M. S. Chanowitz, M. A. Furman and I. Hinchliffe, Phys. Lett. B **78** (1978) 285; Nucl. Phys. B **153** (1979) 402.
- [13] G. D. Kribs, T. Plehn, M. Spannowsky, T. M. P. Tait, Phys. Rev. **D76** (2007) 075016. [arXiv:0706.3718 [hep-ph]];  
M. Hashimoto, Phys. Rev. **D81** (2010) 075023. [arXiv:1001.4335 [hep-ph]].
- [14] M. E. Peskin and T. Takeuchi, Phys. Rev. D **46** (1992) 381.
- [15] O. Eberhardt, A. Lenz and J. Rohrwild, Phys. Rev. D **82** (2010) 095006 [arXiv:1005.3505 [hep-ph]].
- [16] J. Erler and P. Langacker, Phys. Rev. Lett. **105** (2010) 031801 [arXiv:1003.3211 [hep-ph]].
- [17] P. Gerhold, K. Jansen and J. Kallarackal, JHEP **1101** (2011) 143 [arXiv:1011.1648 [hep-lat]].
- [18] M. Baak, M. Goebel, J. Haller, A. Hoecker, D. Ludwig, K. Moenig, M. Schott and J. Stelzer, arXiv:1107.0975 [hep-ph].

- [19] C. Anastasiou, S. Buehler, F. Herzog and A. Lazopoulos, JHEP **1112**, 058 (2011) [arXiv:1107.0683 [hep-ph]].
- [20] S. Gorla, G. Passarino and D. Rosco, arXiv:1112.5517 [hep-ph].
- [21] G. Passarino, <http://personalpages.to.infn.it/~giampier/CPHT0.html>.
- [22] H. M. Georgi, S. L. Glashow, M. E. Machacek, D. V. Nanopoulos, Phys. Rev. Lett. **40** (1978) 692.
- [23] M. Spira, A. Djouadi, D. Graudenz, P. M. Zerwas, Nucl. Phys. **B453** (1995) 17-82. [arXiv:hep-ph/9504378 [hep-ph]].
- [24] A. Djouadi, P. Gambino, Phys. Rev. Lett. **73** (1994) 2528-2531. [hep-ph/9406432].
- [25] A. Djouadi, P. Gambino, B. A. Kniehl, Nucl. Phys. **B523** (1998) 17-39. [hep-ph/9712330].
- [26] F. Fugle, B. A. Kniehl, M. Steinhauser, Nucl. Phys. **B702** (2004) 333-345. [hep-ph/0405232].
- [27] S. Actis, G. Passarino, C. Sturm, S. Uccirati, Nucl. Phys. **B811** (2009) 182-273. [arXiv:0809.3667 [hep-ph]].
- [28] S. Actis, G. Passarino, C. Sturm, S. Uccirati, Phys. Lett. **B670** (2008) 12-17. [arXiv:0809.1301 [hep-ph]].
- [29] C. Anastasiou, R. Boughezal, F. Petriello, JHEP **0904** (2009) 003. [arXiv:0811.3458 [hep-ph]].
- [30] A. Bredenstien, A. Denner, S. Dittmaier, A. Mück, M. M. Weber, PROPHECY4F: A Monte Carlo generator for a proper description of the Higgs decay into 4 fermions, <http://omnibus.uni-freiburg.de/~sd565/programs/prophecy4f/prophecy4f.html>, 2010.
- [31] A. Bredenstien, A. Denner, S. Dittmaier, M. M. Weber, Phys. Rev. **D74** (2006) 013004 [hep-ph/0604011] and JHEP **0702** (2007) 080 [hep-ph/0611234].
- [32] A. Bredenstien, A. Denner, S. Dittmaier, M. M. Weber, [arXiv:0708.4123 [hep-ph]].
- [33] B. A. Kniehl, Phys. Rev. **D53** (1996) 6477-6485. [hep-ph/9602304].
- [34] A. Djouadi, J. Kalinowski, M. Spira, Comput. Phys. Commun. **108** (1998) 56-74. [hep-ph/9704448];  
M. Spira, Fortsch. Phys. **46** (1998) 203-284. [hep-ph/9705337];  
A. Djouadi, J. Kalinowski, M. Mühlleitner, M. Spira, *An update of the program HDECAY*, appeared in J. M. Butterworth *et al.*, [arXiv:1003.1643 [hep-ph]].
- [35] T. Inami, T. Kubota, Y. Okada, Z. Phys. **C18** (1983) 69.
- [36] A. Djouadi, M. Spira, P. M. Zerwas, Phys. Lett. **B264** (1991) 440-446.
- [37] K. G. Chetyrkin, B. A. Kniehl, M. Steinhauser, Phys. Rev. Lett. **79** (1997) 353-356. [hep-ph/9705240];  
P. A. Baikov, K. G. Chetyrkin, Phys. Rev. Lett. **97** (2006) 061803. [hep-ph/0604194].



- [38] A. Djouadi, M. Spira, J. J. van der Bij, P. M. Zerwas, Phys. Lett. **B257** (1991) 187-190;  
A. Djouadi, M. Spira, P. M. Zerwas, Phys. Lett. **B311** (1993) 255-260.  
[arXiv:hep-ph/9305335 [hep-ph]];  
K. Melnikov and O. I. Yakovlev, Phys. Lett. **B312** (1993) 179 [arXiv:hep-ph/9302281];  
M. Inoue, R. Najima, T. Oka and J. Saito, Mod. Phys. Lett. **A9** (1994) 1189.
- [39] M. Spira, A. Djouadi, P. M. Zerwas, Phys. Lett. **B276** (1992) 350-353.
- [40] A. D. Martin, W. J. Stirling, R. S. Thorne, G. Watt, Eur. Phys. J. **C63** (2009) 189-285.  
[arXiv:0901.0002 [hep-ph]].
- [41] S. Dittmaier *et al.* [LHC Higgs Cross Section Working Group Collaboration],  
[arXiv:1101.0593 [hep-ph]].
- [42] A. Denner, S. Heinemeyer, I. Puljak, D. Rebuszi, M. Spira, Eur. Phys. J. **C71** (2011) 1753.  
[arXiv:1107.5909 [hep-ph]].