

Combining Accelerator and Reactor Measurements of θ_{13} ; The First Result

P. A. N. Machado,^{1,2,*} H. Minakata,^{3,†} H. Nunokawa,^{4,‡} and R. Zukanovich Funchal^{1,§}

¹ Instituto de Física, Universidade de São Paulo, C. P. 66.318, 05315-970 São Paulo, Brazil

² Institut de Physique Théorique, CEA-Saclay, 91191 Gif-sur-Yvette, France

³ Department of Physics, Tokyo Metropolitan University, Hachioji, Tokyo 192-0397, Japan

⁴ Departamento de Física, Pontifícia Universidade Católica do Rio de Janeiro, C. P. 38071, 22452-970, Rio de Janeiro, Brazil

The lepton mixing angle θ_{13} , the only unknown angle in the standard three-flavor neutrino mixing scenario, is finally measured by the recent accelerator and reactor neutrino experiments. We perform a combined analysis of the data coming from T2K, MINOS and Double Chooz experiments to address the significance of non-zero θ_{13} as well as the implication for the CP phase. We also discuss the near future expectation on the determination of θ_{13} from continuing these experiments as well as by adding the expected data from another reactor experiment RENO.

I. INTRODUCTION

The accelerator search for ν_e appearance [1] and the precision measurement of reactor neutrino disappearance [2, 3] are both viable ways to measure the unique currently unknown mixing angle θ_{13} of the lepton flavor mixing matrix [4]. It must be stressed that the experimental redundancy for measuring θ_{13} may be justified because of the complementary nature of the two types of experiments, as discussed, for example, in [3, 5]. While the reactor measurement is a clean measurement of θ_{13} which is free from degeneracy [6–8], the accelerator measurement can enjoy the interplay with the CP phase δ_{CP} , which connotes the possibility of extension of the experiment to an upgraded phase to search for CP violation.

It is very fortunate to see that the era of accelerator and reactor θ_{13} measurements has just arrived. In June of 2011 the T2K group reported six clean events of ν_e appearance, implying 2.5 σ indication for non-zero θ_{13} [9] with a best fit value comparable to the CHOOZ limit [10]. It was soon followed by the MINOS collaboration which reported also indication of non-zero θ_{13} [11]. The global analysis which takes into account the accelerator data revealed evidence for non-vanishing θ_{13} at about 3 σ CL [12, 13].

Very recently, one of the reactor θ_{13} experiments, Double Chooz [14], just reported their first result, constraining θ_{13} to the region $\sin^2 2\theta_{13} = 0.085 \pm 0.051$ at 68 % CL [15]. Though still limited by statistics this result, together with the aforementioned accelerator data, constitutes the most valuable information on θ_{13} to date.

Therefore, we believe that it is a meaningful first step to attempt a combined analysis of these data set.

While a global analysis which would also include the solar and the atmospheric data could be powerful, we restrict ourselves here to a combined analysis of the accelerator and the reactor θ_{13} experiments only. This may be a viable attitude because they are dedicated experiments for θ_{13} and the systematics involved are quite different from the ones of the former class of measurements. It is also worth to note that the Super-Kamiokande atmospheric neutrino analysis [16] persistently prefers (though very mildly) the second octant of θ_{23} , a feature which is not shared by the phenomenological analyses done by people outside the collaboration [12, 13]. This feature might introduce another *systematic effect* in the global analyses.

II. ANALYSIS DETAILS

We analyze the available accelerator data from T2K [9] and MINOS [11] in the $\nu_\mu \rightarrow \nu_e$ appearance channel in combination with the very recent Double Chooz reactor data [15] in the $\bar{\nu}_e \rightarrow \bar{\nu}_e$ disappearance channel. We will also make some prognostics to the near future including the expected RENO reactor data [17, 18]. The simulations were performed using a modified version of GLoBES [19].

A. Accelerator experiments; T2K and MINOS

The T2K experiment uses a narrow 2.5° off-axis ν_μ beam generated at J-PARC in Tokai which is directed to the Super-Kamiokande detector of fiducial mass 22.5 kt located in Kamioka 295 km away from J-PARC. In order to reproduce the T2K allowed region in the $\sin^2 2\theta_{13}$ -

*Email: accioly@fma.if.usp.br

†Email: minakata@tmu.ac.jp

‡Email: nunokawa@puc-rio.br

§Email: zukanov@if.usp.br

δ_{CP} plane, reported in Fig. 6 of Ref. [9], we have simulated the T2K signal in the $\nu_{\mu} \rightarrow \nu_e$ appearance channel in a similar way as done in Ref. [5]. We took the neutrino fluxes from the letter of intent of the Hyper-Kamiokande project [20] and the background from [9]. The cross sections and energy dependent efficiencies for charged current quasi-elastic (CC-QE) and non quasi-elastic (CC-NQE) events are simulated in the similar manner as in [5] to reproduce the energy spectra given in [20].

Energy smearing and the consequent migration of events were taken into account in our calculations by using a Gaussian energy resolution function with width 85 (130) MeV for CC-QE (CC-NQE) events. For CC-NQE events, following the procedure described in the Appendix of [5], in the Gaussian smearing function, a shift of 350 MeV was introduced in order to take into account the difference of true and reconstructed neutrino energy.

In reproducing the current (predicting the future) T2K result we assumed 1.43×10^{20} POT (1.0×10^{21} POT/year) 23% (10%) systematic uncertainty in the absolute normalization.

The MINOS experiment uses the NuMI beamline and operates with a near detector located on-site at Fermilab, and a far detector located 735 km away in the Sudan Underground Laboratory. The near (far) detector consists of 0.98 kt (5.4 kt) of alternating layers of steel and plastic scintillator. In order to reproduce the MINOS allowed region in $\sin^2 2\theta_{13} - \delta_{\text{CP}}$ plane, give in Fig. 3 of Ref. [11], we have simulated the ν_e signal using the same procedure as in Ref. [21] but with the background and systematic uncertainties taken from [11]. We assumed a total exposure of 8.2×10^{20} POT, but a tuning of the normalization was needed in order to obtain the correct number of signal events.

B. Reactor experiments; Double Chooz and RENO

Double Chooz (DC) is a reactor antineutrino oscillation experiment [14] based on the Chooz-B Nuclear Power Station. The experiment is a double detector apparatus (with a fiducial volume equals to 10.3 m^3 each) based on liquid scintillator, however until 2013 they will be taking data only with their far detector located at 1.05 km from the two $4.27 \text{ GW}_{\text{th}}$ reactor cores.

To simulate the $\bar{\nu}_e \rightarrow \bar{\nu}_e$ disappearance reported in Ref. [15] we have performed a calculation based on the far detector specification and reactor fuel composition given in Ref. [14], with systematic uncertainties, background and efficiency updated according to [15]. We computed the number of events for 101.5 days for the current analysis, and corrected it by the overall efficiency of $76\% \times 0.995$, assuming 0.46% reactor power uncertainty, 1.7% total normalization uncertainty and the following uncertainties in the isotopic composition: 3.3% for ^{235}U , 4.0% for ^{238}U , 6.5% for ^{239}Pu and 11% for ^{241}Pu . We normalize to Bugey-4 cross section as in Ref. [10]. We

have adjusted the energy resolution in order to reproduce the unoscillated and oscillated event distributions shown in [15]. In our prediction of the future Double Chooz result we have assumed the same performance of the detector and the same overall efficiency.

RENO is the reactor experiment which receives neutrinos from the YongGwang Nuclear Power Plant 400 km from Seoul in which six $2.73 \text{ GW}_{\text{th}}$ reactors are lined up. The far detector, a 16 t liquid scintillator, is located at roughly 1.3 km from the reactors. RENO is taking data with near and far detectors since August 2011 but has not yet released any physics results [18]. Since we expect that RENO will report their first result soon we will include this experiment in our near future analysis. In order to simulate RENO $\bar{\nu}_e$ disappearance signal we assume the near and a far detector scheme, as well as the expected background, energy resolution and the systematic uncertainties given in Ref. [17, 18].

In both DC and RENO simulations we have used the new reactor antineutrino flux calculations [22, 23].

III. ANALYSIS RESULTS: CURRENT STATUS

A. Combining Accelerator and Reactor Data

Before combining the accelerator and reactor neutrino data we have verified that we were able to reproduce quite well the individual result of each experiment T2K [9], MINOS [11] and DC [15]. Here we present our combined analysis of these experiments.

In Fig. 1 we show the allowed region obtained in our combined analysis. Here, we have used only the total rates for T2K (we have checked that T2K results will not change much even if we take into account the spectrum information) and MINOS and the 18 energy spectrum data points for DC. In our fit we have explicitly assumed one of the mass hierarchies (normal or inverted) as input and varied $\sin^2 2\theta_{23}$ and $|\Delta m_{32}^2|$ in the 1σ allowed regions by the atmospheric neutrino experiments [16] and MINOS [24]. We note that if we combine only T2K and DC (not shown in Fig. 1), our allowed regions agree very well with the result shown in [15] for the same fixed values of $\sin^2 2\theta_{23}$ and $|\Delta m_{32}^2|$.

We conclude that at 95% CL, the allowed range of θ_{13} is given as 0.023 (0.027) $< \sin^2 2\theta_{13} < 0.16$ (0.17) for the normal (inverted) mass hierarchy for 1 dof. In the case of normal (inverted) mass hierarchy, the best fit point is given by $\sin^2 2\theta_{13} = 0.081$ ($\sin^2 2\theta_{13} = 0.087$) and $\delta_{\text{CP}} = -0.86\pi$ ($\delta_{\text{CP}} = -0.24\pi$) which correspond to $\chi^2/(20 - 2) = 1.88$ (1.87). There is not much significance in the preferred value of δ_{CP} at the moment. We can also see the contribution of each individual experiment to the determination of $\sin^2 2\theta_{13}$, T2K seems to be the most powerful to exclude a zero $\sin^2 2\theta_{13}$, but allows for higher values of $\sin^2 2\theta_{13}$ than MINOS and DC. The combination of the three experiments can exclude $\sin^2 2\theta_{13} = 0$ at 3.36σ CL for the both mass hierarchies.

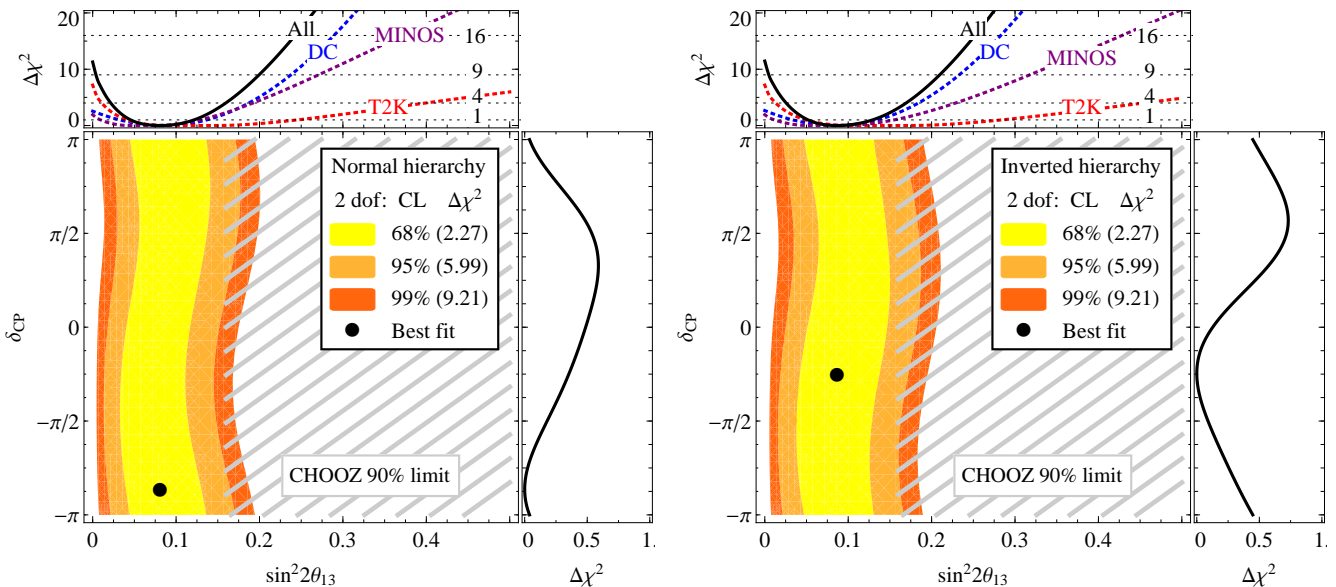


FIG. 1: Allowed region in $\sin^2 2\theta_{13} - \delta_{CP}$ plane for T2K, MINOS and Double Chooz (DC) combined at 68%, 95 % and 99% CL for 2 dof, assuming normal (left panel) or inverted (right panel) mass hierarchy. We also show the $\Delta\chi^2$ behavior as a function of $\sin^2 2\theta_{13}$ (top) and as a function of δ_{CP} (right) in each case. As a reference we also show the 90%CL exclusion limit from CHOOZ [10].

B. Possible implications to CP violation

As we can see from Fig. 1, the change in $\Delta\chi^2$ is quite mild, $\sim 0.6-0.7$, as δ_{CP} is varied. Clearly, it is premature to discuss about which value of δ_{CP} is preferred by the combined analysis. However, it is interesting to observe that the result of our analysis indicates a mild preference of the region $\sin \delta_{CP} < 0$ for both mass hierarchies. Notice that determining the sign($\sin \delta_{CP}$) is essentially the goal of the reactor-accelerator combined method for δ_{CP} [25].

It is intriguing to note that the three flavor analysis of the Super-Kamiokande atmospheric neutrino data has a preference to the same region of $\sin \delta_{CP} < 0$ for both mass hierarchies [26, 27], a tantalizing resemblance.

IV. EXPECTATION; ONE YEAR FROM NOW

We can now make some predictions for the near future, about one year from now. In doing this we will consider the following. We calculate DC events starting from April 2011 and RENO events starting from August 2011 assuming on average 77.5% data taking efficiency for physics and 76% reactor power efficiency in order to take into account reactor off periods during the year. We simulate future DC assuming their current systematic uncertainties, background contamination (rescaled) and energy resolution [15] and RENO in accordance with Refs. [17, 18].

We assume T2K will resume its operation in January 2012 with their proposed integrated luminosity of 10^{21} POT/year. We rescale the current background for the

future exposure reducing the systematic uncertainty from 23% to 10% in the absolute normalization. We include the spectrum in the future prediction of T2K. For MINOS we assume no new data. We used the same priors as before in the atmospheric parameters. While this may be too conservative, the impact of these uncertainties is mainly on the upper bound on $\sin^2 2\theta_{13}$.

In the left panel of Fig. 2 we show, for the case where the true value of $\sin^2 2\theta_{13}$ coincides with the current best fit value, 0.08, for the normal hierarchy, the expected 1σ uncertainty on the determination of $\sin^2 2\theta_{13}$ for Double Chooz, RENO, T2K as well as the combined case as a function of time. We observe that RENO with two detectors is the most powerful combination and clearly dominates the final combined result. DC has a more or less constant contribution throughout the year. T2K needs a few months to best DC in bounding $\sin^2 2\theta_{13}$ from below.

In the right panel of Fig. 2, we show the $1-3\sigma$ uncertainty bands on the determination of $\sin^2 2\theta_{13}$ for the case of all experiments combined as a function of time. As input, we use our current best fit points for normal and inverted hierarchies. We use colors for the bands for the former and lines for the latter. From this analysis we conclude that within one year, the 1σ uncertainty of $\sin^2 2\theta_{13}$ would be reduced from 0.015 to 0.011 if the true value coincides with the current best fit value, independent of the mass hierarchy. At the same time, $\sin^2 2\theta_{13} = 0$ would be rejected at a high significance level. We have verified that in 6 (12) months the $\sin^2 2\theta_{13} = 0$ hypothesis can be rejected at ~ 7.7 (9) σ CL, if the future data is consistent with the current best fit point.

In Fig. 3 we show the expected allowed region in the

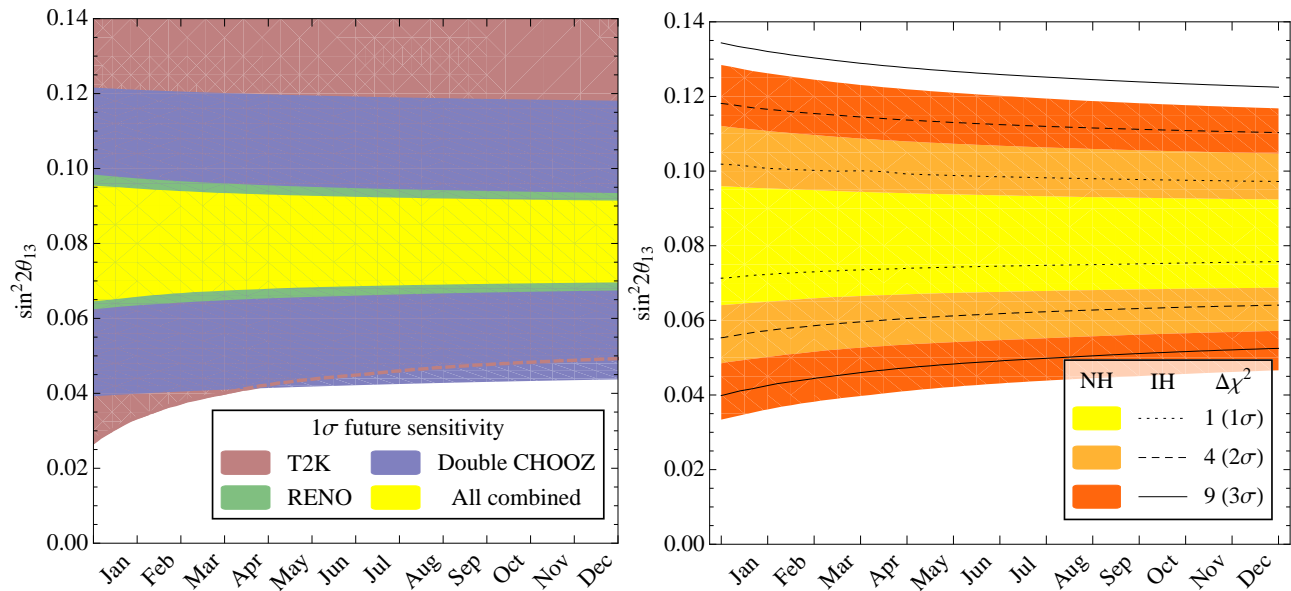


FIG. 2: In the left panel, we show the expected 1σ uncertainty on $\sin^2 2\theta_{13}$ for the case where the true value of $\sin^2 2\theta_{13} = 0.08$ (current best fit for the normal hierarchy) as a function of the months in 2012 for Double Chooz, RENO, T2K as well as the combined case. In the right panel, we show the expected 1-3 σ uncertainties on $\sin^2 2\theta_{13}$ as a function of time for our current normal (by color shaded regions) and inverted (by solid, dotted and dashed curves) hierarchy best fit points. In fitting, the hierarchy is assumed to be unknown.

$\sin^2 2\theta_{13} - \delta_{CP}$ plane that could be achieved by combining T2K, MINOS, DC and RENO data in June (December) of 2012, at 68%, 95% and 99% CL for the normal and the inverted mass hierarchy by the shaded areas (lines). We also show the behavior of $\Delta\chi^2$ as a function of $\sin^2 2\theta_{13}$ (top) and as a function of δ_{CP} (right) in each case for Jun (Dec) by the continuous (dashed) line.

Finally, we note that in \sim one year from now, the variation of $\Delta\chi^2$ for different values of δ_{CP} is expected to be $\sim 2-4$, still not large enough to select or reject a particular value of δ_{CP} with high significance. For future prospects on the reactor-accelerator combined method, see also [28].

V. CONCLUSION

We performed a combined analysis of the current available accelerator and reactor data which provide a significant evidence of non-zero θ_{13} . Being outside of the experimental collaborations our simulation may be incomplete by lacking the sufficient information on backgrounds, systematic uncertainties and efficiencies etc. However, we believe that we did a reasonable job and the results serves as an independent confirmation of the analyses provided by the experimental groups. It is encouraging to see

that the confidence level for non-zero θ_{13} now reaches $\simeq 3.4\sigma$ thanks to the T2K, MINOS, and DC experiments. We expect that this will be soon elevated to a 5σ to 9σ evidence next year by continuing the data of these experiments with RENO provided that the current best θ_{13} value remains unchanged. Also, if the future data continues to be compatible with the best fit point $\sin^2 2\theta_{13} = 0.08$, that by the middle (end) of next year $\sin^2 2\theta_{13}$ will be known within ± 0.012 (± 0.011) at 68% CL.

Acknowledgments

This work was supported by Fundação de Amparo à Pesquisa do Estado de São Paulo (FAPESP), Fundação de Amparo à Pesquisa do Estado do Rio de Janeiro (FAPERJ), Conselho Nacional de Ciência e Tecnologia (CNPq) and by the European Commission under the contracts PITN-GA-2009-237920. One of the authors (H.M.) is grateful to FAPERJ, for its support which enabled his visit to the Departamento de Física, Pontifícia Universidade Católica do Rio de Janeiro, where part of this work was performed. H.M. is supported in part by KAKENHI, Grant-in-Aid for Scientific Research No. 23540315, Japan Society for the Promotion of Science.

[1] Y. Itow *et al.*, arXiv:hep-ex/0106019. For an updated version, see

<http://neutrino.kek.jp/jhfnu/loi/loi.v2.030528.pdf>
[2] V. Martemyanov, L. Mikaelyan, V. Sinev, V. Kopeikin

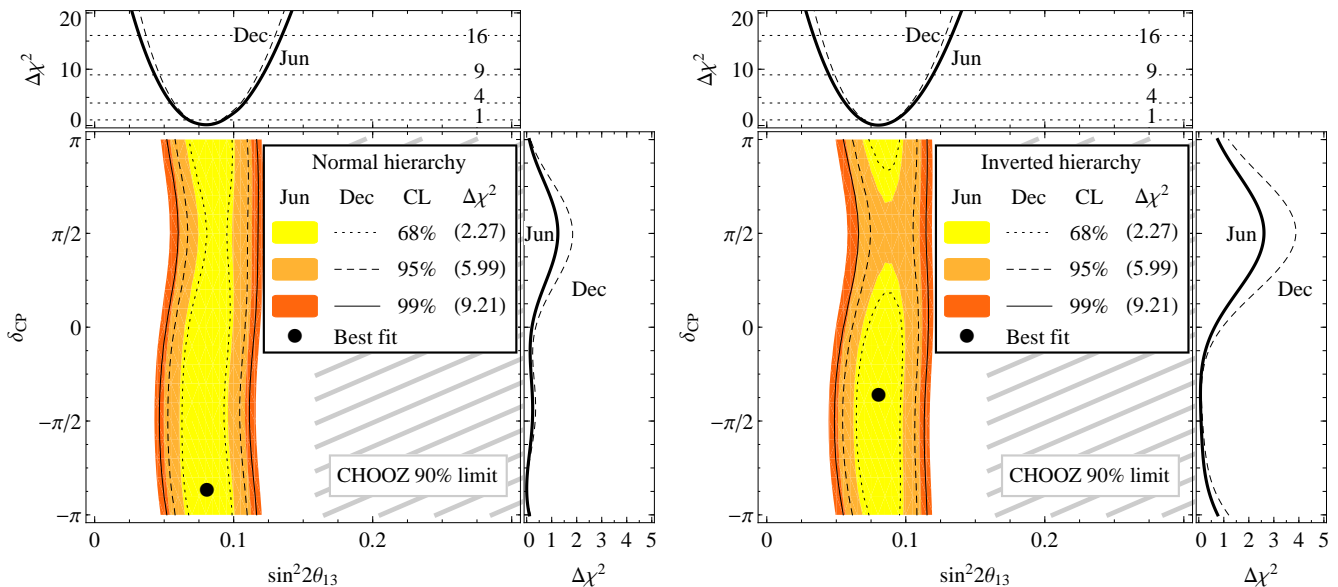


FIG. 3: Predicted allowed region in the $\sin^2 2\theta_{13} - \delta_{CP}$ plane for T2K, MINOS, DC and RENO combined at 68%, 95% and 99% CL for 2 dof at the middle and end of 2012, assuming normal (left panel) or inverted (right panel) mass hierarchy and as input the normal hierarchy best fit point of our current analysis.

- and Yu. Kozlov, Phys. Atom. Nucl. **66**, 1934 (2003) [Yad. Fiz. **66**, 1982 (2003)] [arXiv:hep-ex/0211070].
- [3] H. Minakata, H. Sugiyama, O. Yasuda, K. Inoue and F. Suekane, Phys. Rev. D **68**, 033017 (2003) [Erratum-ibid. D **70**, 059901 (2004)] [arXiv:hep-ph/0211111].
- [4] Z. Maki, M. Nakagawa and S. Sakata, Prog. Theor. Phys. **28**, 870 (1962).
- [5] K. Hiraide, H. Minakata, T. Nakaya, H. Nunokawa, H. Sugiyama, W. J. C. Teves and R. Zukanovich Funchal, Phys. Rev. D **73**, 093008 (2006) [arXiv:hep-ph/0601258].
- [6] J. Burguet-Castell, M. B. Gavela, J. J. Gomez-Cadenas, P. Hernandez and O. Mena, Nucl. Phys. B **608**, 301 (2001) [arXiv:hep-ph/0103258].
- [7] H. Minakata and H. Nunokawa, JHEP **0110**, 001 (2001) [arXiv:hep-ph/0108085].
- [8] G. L. Fogli and E. Lisi, Phys. Rev. D **54**, 3667 (1996) [arXiv:hep-ph/9604415].
- [9] K. Abe *et al.* [T2K Collaboration], Phys. Rev. Lett. **107**, 041801 (2011) [arXiv:1106.2822 [hep-ex]].
- [10] M. Apollonio *et al.* [CHOOZ Collaboration], Eur. Phys. J. C **27**, 331 (2003) [arXiv:hep-ex/0301017]; See also, The Palo Verde Collaboration, F. Boehm *et al.*, Phys. Rev. D **64**, 112001 (2001) [arXiv:hep-ex/0107009]. For a bound from accelerator experiment, see M. H. Ahn *et al.* [K2K Collaboration], Phys. Rev. Lett. **93**, 051801 (2004) [arXiv:hep-ex/0402017]. P. Adamson *et al.* [The MINOS Collaboration], Phys. Rev. D **82**, 051102 (2010) [arXiv:1006.0996 [hep-ex]].
- [11] P. Adamson *et al.* [MINOS Collaboration], Phys. Rev. Lett. **107**, 181802 (2011). [arXiv:1108.0015 [hep-ex]].
- [12] G. L. Fogli, E. Lisi, A. Marrone, A. Palazzo, A. M. Rotunno, Phys. Rev. D **84**, 053007 (2011). [arXiv:1106.6028 [hep-ph]].
- [13] T. Schwetz, M. Tortola, J. W. F. Valle, New J. Phys. **13**, 109401 (2011). [arXiv:1108.1376 [hep-ph]].
- [14] F. Ardellier *et al.* [Double Chooz Collaboration], arXiv:hep-ex/0606025;
- [15] Talk given by H. De Kerrect at 6th International Workshop on Low Energy Neutrino Physics, LowNu2011, 9-12, November, 2011, Seoul National University, <http://workshop.kias.re.kr/lownu11/>
- [16] R. Wendell *et al.* [Super-Kamiokande Collaboration], Phys. Rev. D **81**, 092004 (2010). [arXiv:1002.3471 [hep-ex]].
- [17] J. K. Ahn *et al.* [RENO Collaboration], arXiv:1003.1391 [hep-ex].
- [18] Talk given by K. K. Joo at LowNu 2011, <http://workshop.kias.re.kr/lownu11/>
- [19] P. Huber *et al.*, Comput. Phys. Commun. **177**, 432 (2007) [arXiv:hep-ph/0701187], see <http://www.mpi-hd.mpg.de/~globes>.
- [20] K. Abe *et al.*, arXiv:1109.3262 [hep-ex]
- [21] J. Kopp, P. A. N. Machado and S. J. Parke, Phys. Rev. D **82**, 113002 (2010) [arXiv:1009.0014 [hep-ph]].
- [22] T. A. Mueller *et al.*, Phys. Rev. C **83**, 054615 (2011) [arXiv:1101.2663 [hep-ex]].
- [23] P. Huber, Phys. Rev. C **84**, 024617 (2011) [arXiv:1106.0687 [hep-ph]].
- [24] Adamson, P. *et al.* [The MINOS Collaboration], Phys.Rev.Lett. **106** 181801 (2011) [arXiv:1103.0340 [hep-ex]].
- [25] H. Minakata and H. Sugiyama, Phys. Lett. B **580**, 216 (2004) [arXiv:hep-ph/0309323].
- [26] Y. Takeuchi, Talk given at XXIV International Conference on Neutrino Physics and Astrophysics (Neutrino 2010), Athens, Greece, 14-19 June 2010.
- [27] T. Kajita, Nucl. Phys. Proc. Suppl. **217**, 157-162 (2011).
- [28] P. Huber, M. Lindner, T. Schwetz and W. Winter, JHEP **0911**, 044 (2009) [arXiv:0907.1896 [hep-ph]].