

Speculative Parallel Evaluation Of Classification Trees On GPGPU Compute Engines

Jason Spencer *

August 10, 2021

Abstract

We examine the problem of optimizing classification tree evaluation for on-line and real-time applications by using GPUs. Looking at trees with continuous attributes often used in image segmentation, we first put the existing algorithms for serial and data-parallel evaluation on solid footings. We then introduce a speculative parallel algorithm designed for single instruction, multiple data (SIMD) architectures commonly found in GPUs. A theoretical analysis shows how the run times of data and speculative decompositions compare assuming independent processors. To compare the algorithms in the SIMD environment, we implement both on a CUDA 2.0 architecture machine and compare timings to a serial CPU implementation. Various optimizations and their effects are discussed, and results are given for all algorithms. Our specific tests show a speculative algorithm improves run time by 25% compared to a data decomposition.

keywords: Classification Trees, Decision Tree Evaluation, Parallel Algorithms, GPU Computing, Speculative Decomposition, Optimization, Image Segmentation.

1. Introduction

Classification trees are used to solve problems in areas as diverse as target marketing, fraud detection, pattern recognition, computer vision, and medical diagnosis. In many applications, classification trees are carefully designed once but then applied to many data sets to provide automated classifications. This approach is used to create validated classifiers for tissue classification in mammography [12] and intravascular ultrasound [11] diagnostic procedures. While training the classifier is done offline, tree evaluation of each patient's data in these applications is an on-line algorithm where a user waits for a classification to be performed on many, many samples. Time spent waiting for this evaluation consumes valuable procedure room equipment and personnel. Performance requirements only increase when single images are replaced by moving video for computer vision applications, as in robotic navigation [1]. In this environment, many classifications are needed in real-time to compute and affect a timely response. Thus the need for high-

performance on-line evaluation of classification trees ranges from beneficial to absolutely necessary.

The assignment of a class to a given sample from a dataset requires that the sample be evaluated at each decision point along its path from the root of the tree to its eventual terminal leaf. While it may seem that each decision must be made in series for that sample, we note that each sample's classification is independent of all other samples. This allows us to decompose the problem of classifying all samples in a dataset into the independent problems of classifying each sample, which can be done in parallel. This decomposition according to sample data (a data decomposition approach) makes a growing number of parallel computing architectures available to speedup tree evaluation.

There is a good deal of literature on parallelization of training algorithms used to create classification trees [2, 6, 7, 10, 14, 18] in a traditional parallel processing setting. Research on the tree evaluation problem, however, seems to focus on Graphics Processing Units (GPUs) as the implementation

*School of Computing and Digital Media, DePaul University, Chicago, IL, USA
email: jspenc14@cdm.depaul.edu

platform. GPUs are typically designed specifically for data parallel applications. As inexpensive, commodity hardware found on every standard PC, GPUs match the cost, size, and power requirements of the on-line tree evaluation problem setting more closely than traditional super computers. Such application of graphics hardware to generic problems has become known as General Purpose GPU (GPGPU) computing.

An early expedition into GPGPU techniques for machine learning can be found in [16], but application to tree evaluation was first proposed by Sharp in [15]. His framework stores the tree as an array of nodes containing the decision criteria of that node and an index used to locate the next node. Subsequent node indices are computed without conditional branches to avoid their heavy performance penalties on most GPUs. The tree definition is passed to the GPU as a texture map used by a custom pixel shader. The shader consumes input feature data and combines it with the texture to produce a final value, the assigned class, for each pixel in parallel. Sharp extends this to evaluate random forests by concatenating multiple tree structures in the texture data and iterating over all trees. Results show a speedup of roughly two orders of magnitude over host-based algorithms.

In [1], Baumstarck also uses a data parallel approach on GPUs for a computer vision application, available in [5]. The implementation is done directly on the Compute Unified Device Architecture (CUDA) platform offered by NVIDIA Corporation [3] without using graphics libraries. Though conditionals are used in the tree traversal, Baumstarck reports a fifty-fold speedup of forest evaluation.

In this paper, we investigate a speculative approach to tree evaluation on massively parallel GPU architectures, namely CUDA. Rather than treating the full evaluation of one sample as the atomic parallel task, we parallelize the evaluation of each node in the tree for a single sample then reduce the resulting path through the tree in parallel. This approach has some performance benefits on architectures where execution of parallel processors is not independent, as in SIMD machines. We compare this approach to the data decomposition used in previous work and to the best-known serial host algorithm, both of which we restate here so that all approaches are put on a solid footing. In the specific environment we examine, results for speculative decomposition show a 25% performance improvement over data decomposition. We also see that host memory bandwidth and data dis-

tribution is an important measurement consideration that can dominate the nuances of GPU performance gains in typical PC systems, and must be accounted for in any statement of speedup results.

2. Preliminaries

2.1 Classification Trees

In evaluating a classification tree, we are given a set of records, called the *dataset*, and a full binary decision tree, called the *classifier*. Each record in the dataset contains several fields, called *attributes* or *features*. One of the attributes, the *classifying* attribute, indicates to which *class* the record belongs and is unknown. In the general case, attributes can be *continuous*, having (real) numerical values from an ordered domain, or *categorical*, representing values from an unordered set. The classifier is a predictive model created through a process known as *training*. In training, observations on a *training set* of records, each having a known classifying attribute, are used to build a tree such that each interior, or *decision*, node uses a single attribute value test to partition the set of records recursively until the subset of records at a given node have a uniform class. Such nodes are encoded in the tree as leaf nodes. The evaluation of a dataset is complete when the trained classifier is used to determine to which leaf, and thereby which class, each record belongs.

There are several training algorithms for examining attributes and generating trees. The particular algorithm used will not concern us here, so long as the resulting tree has the above properties. We examine trees where all attributes are continuous, a common occurrence in image segmentation. While we will look at real-valued attributes (approximated with floating point numbers), ordered discrete values would behave very much the same. Categorical attributes, though, would likely require some modifications to our approach. We will further assume that class values can be enumerated and put into one-to-one correspondence with the natural numbers. Evaluation will operate only on numbers, and any mapping to another representation for class values (e.g. to descriptive strings or pixel values) will be done outside the evaluation process.

2.2 CUDA GPUs

GPGPU computing has grown in popularity in recent years as a technique for improving performance for

massively parallel applications, especially where visualization and images are concerned. Initially, generic parallel computing was achieved on GPUs by cleverly mapping the processing into the graphics domain using libraries such as OpenGL to perform primitive tasks. As demand for customized graphics processing grew, vendors began supporting domain-specific programming languages like GL Shading Language (GLSL), making the GPU's floating point units more available.

In recent years, GPGPU computing frameworks have made great strides in removing assumptions about the domain and providing a generic capability to be used in any application needing massive parallelization. Perhaps the leading such framework, NVIDIA's CUDA architecture, can add tens or hundreds of GigaFLOPs to a system's capability on a single adapter card.

This power can be brought to bear on generic problems with great ease of use. The programming environments for these devices, whether vendor-specific or the industry standard OpenCL, can be used with no reference to the graphics domain. These environments subset the C/C++¹ programming language and provide a set of keyword extensions to manage the generation of both device-specific code and host code from the same source file set. In this way, code written to run on the GPU, called a *kernel*, is invoked with something that feels very akin to a C function call.

2.2.1 CUDA Programming Model

The CUDA runtime executes kernels across many *threads*, or individual streams of instructions (usually for a single atomic parallel task), and manages the mechanics of scheduling in hardware. Threads are grouped into *blocks* as 1, 2, or 3 dimensional arrays with each thread having a unique identifying index in each dimension of the block. Further, blocks are grouped into a 1 or 2 dimensional *grid*, with each block again having an identifying index in the grid dimensions. Each kernel invocation is done over a single grid and gives the grid and block dimensions to use when launched. Threads within a block are allowed to synchronize and share memory, but no communication between blocks is allowed. Threads are scheduled and executed in 32-thread units called a *warp*, with some operations happening on a *half-warp*, or 16 threads. All threads have access to their

local memory (registers and stack), the shared memory of their block, and a global memory common to the entire device. The host can read from and write data to global memory but not local or shared memory. The host is required to copy kernel input and output data to and from device global memory outside of the kernel execution.

A simple example helps to illustrate a typical kernel invocation. First, the host CPU copies the input data to the GPU device's global memory. Since the host and device address spaces are separate, the CUDA runtime provides the host with APIs to allocate storage in device space, copy memory between spaces, look up device space symbol addresses, etc. The host must also allocate device global memory to store the results of the computation. The host can then invoke the CUDA runtime to launch the kernel with certain grid and block dimensions. Arguments such as the input and output buffers in device space are passed in the invocation. The device allocates execution resources to the kernel grid and schedules threads to execute in warps. Each thread uses its block and thread indices to identify its associated portions of input and output data. It can then do thread-specific memory transfer to its own stack and registers. Once the input data is locally available, computation is done and output is stored in device global memory. When all threads have completed, the host is signaled and is then free to copy the results from device to host memory and deallocate buffers.

2.2.2 CUDA Hardware Architecture

While an extensive discussion of CUDA architecture is beyond the scope of this paper, some of the algorithm designs given herein are driven by certain qualities which bear discussion. The fundamental execution units of a CUDA device, called *stream processors* and known as *cores*, are arranged in *N*-way SIMD groups for some implementation-dependent *N* (usually 8, 32, or 48). These groups are combined with super function units (SFUs), instruction cache/decode logic, a register file, L1 cache/shared memory, (usually 2) warp schedulers, and a network interconnect to form a *streaming multiprocessor*, or SM (Figure 1). All threads in a block will be executed on the same SM, scheduled very efficiently by the hardware warp schedulers. When a warp is scheduled, all threads in that warp execute the same instruction, but have their own registers and stack. When some

¹NVIDIA represents that CUDA is an extension to ANSI C, but recent versions also allow for the use of classes.

threads take conditional branches different from other threads, the warp executes the two paths in series until the paths merge. This is known as a *divergent path*, and can affect the kernel’s performance substantially.

When a warp encounters a long-latency instruction (such as global memory access), it can be swapped for another warp in a small number of clocks. There is a limit to this capability, however, and the SM can only have so many blocks and threads resident at a time. This concept is known as *occupancy*, and can also affect the kernel’s performance. Low occupancy means an SM has nothing to do during long latency instructions, so the SM is not fully utilized.

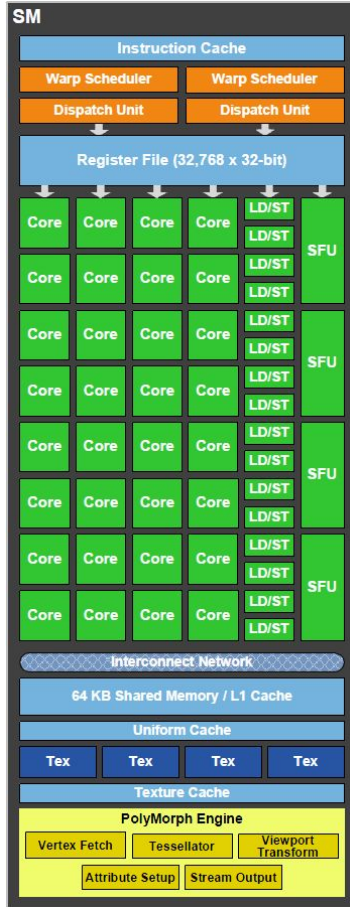


Figure 1: Streaming Multiprocessor detail (NVIDIA Corporation)

Finally, accessing global memory from an SM is an expensive operation, typically 100 times the cost of accessing local memory. In some CUDA implementations, accesses to global memory that meet certain requirements (such as contiguous access of 32, 64, or 128 bytes made in order by each core) can be *coalesced*

into a single read, improving throughput. Later versions of CUDA hardware add L1 and even L2 cache, which mitigates the cost of non-coalesced reads.

See [3, 4, 8, 13] for a more complete and detailed overview of the CUDA architecture.

3. Classification Tree Algorithms

It is natural to imagine an algorithm for evaluating a decision tree using a binary tree data structure and a depth-first traversal which, at each node, uses a conditional to evaluate whether the traversal should follow the left or right child of the node. Conditional statements, however, present problems for traditional CPUs (in the form of branch misprediction and pipeline flush) and GPUs (in the form of serialized divergent paths for SIMD warp execution.) Sharp avoids this problem in [15] by developing a branchless tree traversal, which we will adopt for the base serial evaluation algorithm. A host implementation of this algorithm, as the best known serial algorithm, will be the reference by which speedup of parallel algorithms is determined.

3.1 Branchless Tree Evaluation

The evaluation problem can be stated as follows: given a dataset $\mathcal{D} = \{R : R = (r_1, \dots, r_A), r_a \in \mathbb{R}\}$ with $|\mathcal{D}| = M$ and a full binary classification tree τ with a set of nodes $\mathcal{N} = \{n : n = (a_n, t_n, d_n^r, d_n^l, c_n)\}$ where:

- $|\mathcal{N}| = N$ is the number of nodes in τ
- $1 \leq a_n \leq A$ is the index of attribute r_{a_n} in each record R to be evaluated by node n
- $t_n \in \mathbb{R}$ is the threshold for attribute r_{a_n} used by node n
- $d_n^l \in \{\mathcal{N} \cup \emptyset\}$ is n ’s left descendant and recursively evaluates R when $r_{a_n} \leq t_n$
- $d_n^r \in \{\mathcal{N} \cup \emptyset\}$ is n ’s right descendant and recursively evaluates R when $r_{a_n} > t_n$
- $c_n \in \{\mathcal{C} \cup \perp : \mathcal{C} \subset \mathbb{N} \text{ is the set of possible class values}\}$ is \perp when $(d_n^r \neq \emptyset \wedge d_n^l \neq \emptyset)$ or some $c \in \mathcal{C}$ when $(d_n^r = \emptyset \wedge d_n^l = \emptyset)$

and having a root node n_0 , assign to each $R \in \mathcal{D}$ a $c_R \in \mathcal{C}$ by recursively evaluating R beginning at n_0 .

Procedure 1 Breadth-first Encoding of Tree

```

1:  $breadthFirstTree = []$ 
2:  $Q = \text{queue}()$ 
3:  $\text{push}(Q, n_0)$ 
4:  $i = 0$ 
5:  $childIndex = 1$ 
6: while  $Q$  not empty do
7:    $n = \text{pop}(Q)$ 
8:    $node.attributeIndex = a_n$ 
9:    $node.threshold = t_n$ 
10:   $node.classVal = c_n$ 
11:   $node.child = childIndex$ 
12:   $breadthFirstTree[i] = node$ 
13:   $i = i + 1$ 
14:  if  $d_n^l \neq \emptyset$  then
15:     $\text{push}(Q, d_n^l)$ 
16:     $childIndex = childIndex + 1$ 
17:  if  $d_n^r \neq \emptyset$  then
18:     $\text{push}(Q, d_n^r)$ 
19:     $childIndex = childIndex + 1$ 

```

Procedure 2 Serial Tree Evaluation

```

1: Parameter:  $\mathcal{D}$ 
2: Parameter:  $breadthFirstTree[N]$ 
3: Output:  $assignedClasses[|\mathcal{D}|]$ 
4: for all  $R \in \mathcal{D}$  do
5:    $i = 0$ 
6:   while  $breadthFirstTree[i].classVal = \perp$  do
7:      $a = breadthFirstTree[i].attributeIndex$ 
8:      $t = breadthFirstTree[i].threshold$ 
9:      $i = breadthFirstTree[i].childIndex + (r_a > t)$ 
10:   $c_R = breadthFirstTree[i].classVal$ 
11:   $assignedClasses[R] = c_R$ 

```

To evaluate τ without branching, we first encode \mathcal{N} in a breadth-first array of nodes. Procedure 1 shows how each node is assigned an index i in the array $breadthFirstTree$ to create a data structure describing the tree. Note that every right child has an index that is one more than the neighboring left child. Each node, then, need only store the index of its left child. To compute the index of the next node to evaluate, the node compares its attribute value r_{a_n} against its threshold t_n using the Boolean predicate “greater-than.” If the result is false and encoded as 0, adding the result to the node’s child index will yield the index of its left child, as desired. If the result is true encoded as a 1, adding it to the child index will yield the node’s right child’s index. While not strictly

branchless due to the while loop, this technique does avoid any explicit conditional to compute the path to take at each decision node. The general algorithm is shown in Procedure 2.

3.2 Data Decomposition

Procedure 2 is parallelized by data decomposition almost trivially, since each record is independent of the others. We can simply assign m records to p processors and have each loop only over m . The only additional work is to map the m records to the global dataset for the purposes of indexing into the input and output arrays. Procedure 3 shows the algorithm for each processor with indexing details for parameters \mathcal{D} and $assignedClasses$. We use $\mathcal{D}[s..t)$ to mean the subset of elements of \mathcal{D} beginning at element s up to but not including element t . Here, we assume a shared memory architecture so that all processors have equal access to the parameter and output buffers. Knowing the index to a record R in \mathcal{D} also gives the index to the corresponding $assignedClasses$ value. The steps of making \mathcal{D} , $breadthFirstTree$, and $assignedClasses$ available to each processor are omitted.

[15] uses a data parallel approach similar to this, as does [1] when evaluating boosted decision trees using CUDA, though the later uses conditional instructions to traverse the tree.

Procedure 3 Data-Parallel Tree Evaluation

```

1: Parameter:  $\mathcal{D}$ 
2: Parameter:  $breadthFirstTree[N]$ 
3: Parameter:  $m \in \mathbb{N}$ , the number of records for this processor to process
4: Parameter:  $p \in \mathbb{N}$ , this processor’s rank
5: Output:  $assignedClasses[|\mathcal{D}|]$ 
6: for all  $R \in \mathcal{D}[m \cdot p .. m(p+1))$  do
7:    $i = 0$ 
8:   while  $breadthFirstTree[i].classVal = \perp$  do
9:      $a = breadthFirstTree[i].attributeIndex$ 
10:     $t = breadthFirstTree[i].threshold$ 
11:     $i = breadthFirstTree[i].childIndex + (r_a > t)$ 
12:   $c_R = breadthFirstTree[i].classVal$ 
13:   $assignedClasses[R] = c_R$ 

```

3.3 Speculative Decomposition

While a data decomposition applies multiple processors to the evaluation problem very efficiently, the task of evaluating a single tree is still done serially.

Once m is reduced to 1, no further processors can be applied to the problem usefully. Also, very deep and unbalanced trees may lead to asymmetries in the runtime between processors. In image segmentation, for instance, neighboring samples are expected to take similar paths through the tree and have almost uniform class values. By luck of the draw, some processor may be assigned m records that happen to be classified by the deepest node in the tree while others have records classified at the top of the tree. This leads to idle time in the “lucky” processors, and thereby, practical inefficiency. Further, adjacent records taking different paths leads to similar inefficiencies in SIMD architectures like CUDA SMs or Intel’s SSE instruction set.

We propose a speculative decomposition of the problem to avoid the issues of divergent paths, irregular memory access patterns, idle time due to asymmetrical processing times, and to provide more uniform evaluation times needed in deterministic, real-time applications. We assign to each record a group of p processors, called a *record group*, such that $p = N$. If there are G such groups, the total number of processors becomes $P = Gp$. Within the group, each node n of the tree is assigned to processor p_n . The first step of the algorithm is to evaluate all nodes in parallel. Each processor stores the child node index i determined by the node evaluation into a shared memory array, *path*, having one element for each processor. The second step is to reduce the path through the tree to the selected leaf node. This is done by having each processor copy the *path* value of its child node into its own element of *path*. That is, each node finds its successor’s successor and adopts that as its own successor. We can then think of the *path* array as storing the eventual successor for each node, with the eventual successor of the root node being the terminal node for the record. This step must be done synchronously across all processors in the record group. Leaf nodes are specifically designed to always evaluate to themselves by setting their threshold to $-\infty$ and their child index to be their own index.

Figure 2 shows an example tree and the *path* array after the initial node evaluation (2b), then after one (2c) and two (2d) steps of the parallel reduction phase. Note that for a tree of depth d , only $\Theta(\log_2 d)$ reduction steps are necessary for the root node to arrive at the terminal leaf’s index. When this occurs, the reduction terminates.

Procedure 4 gives the parallel algorithm, which handles indexing the dataset as before but now ac-

counts for the specific record group g in the calculation as well as determining which node of the tree each processor is assigned to and setting up the shared variable *path*. To compute the dataset indices, we can follow the form of Procedure 3 but substitute g for p . Again, we assume a shared arrangement for the input *dataset* and the output *assignedClasses* where the indices in each array correspond naturally. We use the primitive **barrier()** to provide synchronization on updates to *path* from within record group g .

Procedure 4 Speculative Parallel Tree Evaluation

```

1: Parameter:  $\mathcal{D}$ 
2: Parameter: breadthFirstTree[ $N$ ]
3: Parameter:  $m \in \mathbb{N}$ , the number of records for
   this record group to process
4: Parameter:  $g \in \mathbb{N}$ , the record group this pro-
   cessor belongs to
5: Parameter:  $p_n \in \mathbb{N}$ , this processor’s rank in the
   record group
6: Output: assignedClasses[ $|\mathcal{D}|$ ]
7: Shared Variable: path[ $N$ ]
8: for all  $R \in \mathcal{D}[m \cdot g .. m(g + 1))$  do
9:    $a = \text{breadthFirstTree}[p_n].\text{attributeIndex}$ 
10:   $t = \text{breadthFirstTree}[p_n].\text{threshold}$ 
11:   $\text{path}[p_n] = \text{breadthFirstTree}[p_n].\text{childIndex} +$ 
     $(r_a > t)$ 
12:  barrier( $g$ )
13:   $\text{rootClass} =$ 
     $\text{breadthFirstTree}[\text{path}[0]].\text{classVal}$ 
14:  while  $\text{rootClass} = \perp$  do
15:     $\text{path}[p_n] = \text{path}[\text{path}[p_n]]$ 
16:    barrier( $g$ )
17:     $\text{rootClass} =$ 
     $\text{breadthFirstTree}[\text{path}[0]].\text{classVal}$ 
18:   $c_R = \text{rootClass}$ 
19:   $\text{assignedClasses}[R] = c_R$ 

```

3.4 Improved Speculative Decomposition

A few inefficiencies exist in Procedure 4. First, processors assigned to leaf nodes will always produce the same, known output, and so their assigned processors do no productive work. To avoid this waste, the *path* array can be initialized with the known, static results for all leaves. Processors will only be assigned to decision nodes such that $0 \leq p_n < (N - 1)/2$, the number of internal nodes in a full binary tree. This means, however, that mapping processors in a record group to tree nodes is no longer a simple, sequential opera-

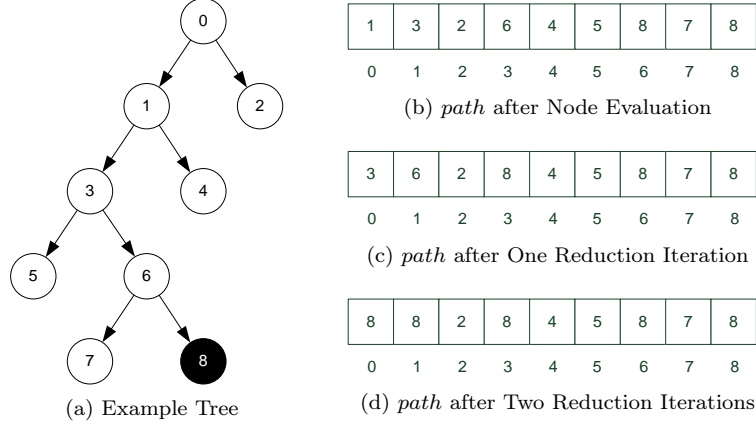


Figure 2: Parallel Tree Path Reduction

tion. A tree-specific look-up table can accommodate this. As the record group processes, each processor will modify only the element of *path* it is assigned to.

Second, if the tree reduction is viewed probabilistically, we see that most records will end up at some leaf between levels 1 and d of the tree, averaging to some d_μ for the dataset. Checking the while condition on line 14 of Procedure 4 for all levels $d_r < d_\mu$ leads to an expected inefficiency. If d_μ is known or can be determined experimentally for the tree, reducing d_μ levels in a single while loop pass can provide an average case performance enhancement by reducing loop iterations and the number of barrier operations required.

Procedure 5 gives the improved parallel algorithm for speculative decomposition. We add the static paths for the leafs of the tree on line 3, and use that to initialize the *path* array in parallel on line 10. Each processor must now initialize two elements of *path* since there are only processors for the internal nodes. We also add the processor-node map on line 4, which records the node index i assigned to each processor. Line 20 shows the concept of multiple reductions per loop, though the optimal implementation will be tree-specific.

Procedure 5 Speculative Parallel Tree Evaluation

```

1: Parameter:  $\mathcal{D}$ 
2: Parameter: breadthFirstTree[ $N$ ]
3: Parameter: leafPaths[ $N$ ]
4: Parameter: processorNodeMap[ $(N - 1)/2$ ]
5: Parameter:  $m \in \mathbb{N}$ , the number of records for
   this record group to process
6: Parameter:  $g \in \mathbb{N}$ , the record group this pro-
   cessor belongs to
7: Parameter:  $p_n \in \mathbb{N}$ , this processor's rank in the
   record group
8: Output: assignedClasses[ $|\mathcal{D}|$ ]
9: Shared Variable: path[ $N$ ]
10: path[ $2p_n$ ] = leafPaths[ $2p_n$ ]
11: path[ $2p_n + 1$ ] = leafPaths[ $2p_n + 1$ ]
12:  $i = \text{processorNodeMap}[p_n]$ 
13: for all  $R \in \mathcal{D}[m \cdot g .. m(g + 1))$  do
14:    $a = \text{breadthFirstTree}[i].\text{attributeIndex}$ 
15:    $t = \text{breadthFirstTree}[i].\text{threshold}$ 
16:   path[ $i$ ] = breadthFirstTree[ $i$ ].childIndex +
     ( $r_a > t$ )
17:   barrier( $g$ )
18:   rootClass =
     breadthFirstTree[path[0]].classVal
19:   while rootClass =  $\perp$  do
20:     path[ $i$ ] = path[path[path[ $i$ ]]]
21:     barrier( $g$ )
22:     rootClass =
       breadthFirstTree[path[0]].classVal
23:    $c_R = \text{rootClass}$ 
24:   assignedClasses[ $R$ ] =  $c_R$ 

```

3.5 Management and Tuning of Parallel Algorithms

Some management work is required for each algorithm in sections 3.2, 3.3, and 3.4, but is omitted for brevity and to preserve generality. This includes making the buffers for \mathcal{D} , *assignedClasses*, *breadthFirstTree*, and any of the other necessary symbols available to all the parallel processors for each algorithm. The mechanism for sharing these buffers depends on the programming environment used. Also, selection of optimal values for G and m given P , N , M , and the available execution hardware architecture is critical but entirely implementation dependent.

3.6 Analysis of Evaluation Algorithms

We now analyze the asymptotic behavior of these general algorithms assuming a traditional parallel processing setting of independent processors connected via shared memory. We perform an average case run time analysis by assigning d_μ to be the average depth of the tree traversed by the records in the dataset. This can be determined if the entire dataset is known *a priori*, or can be statistically estimated given an significant sample size, such as the training set. The serial runtime for Procedure 2 for M records is given by

$$T_2 = Md_\mu(t_e + t_c)$$

where t_e is the time to evaluate a node's attribute against its threshold and t_c is the time to compare the new node's class value to \perp . We also refer to $t_n = t_e + t_c$ as the time needed to evaluate a node.

The run time for Procedure 3 is a function of P , the total number of processors applied, and is given by

$$T_3(P) = \frac{M}{P}d_\mu(t_e + t_c) + t_i + t_s(M)$$

where each processor classifies $\frac{M}{P}$ records, t_i is the time needed to compute the index in \mathcal{D} assigned to the each processor, and $t_s(M)$ is the time needed to transmit M records on the shared memory machine for processing. We can then examine the speedup of Procedure 3 as

$$\begin{aligned} S_3(P) &= \frac{T_2}{T_3(P)} = \frac{Md_\mu(t_e + t_c)}{\frac{M}{P}d_\mu(t_e + t_c) + t_i + t_s(M)} \\ &= \frac{P}{1 + \frac{P(t_i + t_s(M))}{Md_\mu(t_e + t_c)}} \end{aligned}$$

If we assume $t_s(M) = \sigma M + \gamma$ for some σ, γ and we ignore γ and t_i as small constants, then this simplifies asymptotically to

$$S_3(P) \approx \frac{P}{1 + \frac{P\sigma}{d_\mu t_n}}$$

which suggests the speedup will be decided by the relative performance of the memory copy and the serial node processing time. If they are very similar, we would not expect much speedup. If memory copies are very fast compared to node processing, some benefit may be had. Likewise for the efficiency, given by

$$E_3(P) = \frac{S_3(P)}{P} \approx \frac{1}{1 + \frac{P\sigma}{d_\mu t_n}}$$

we expect good results only when copy time is much less than processing time.

For Procedure 5, the analysis is a bit more involved. If each group of processors is assigned $m = \frac{M}{G}$ records for G groups of p processors such that $P = Gp$, the parallel runtime is given by

$$T_5(P) = \frac{Mp}{P}(t_e + (\log_2 d_\mu)t_c) + t_i + t_s(M)$$

and the speedup is

$$\begin{aligned} S_5(P) &= \frac{T_2}{T_5(P)} \\ &= \frac{Md_\mu(t_e + t_c)}{\frac{Mp}{P}(t_e + (\log_2 d_\mu)t_c) + t_i + t_s(M)} \\ &= \frac{P}{\frac{p(t_e + (\log_2 d_\mu)t_c)}{d_\mu(t_e + t_c)} + \frac{P(t_i + t_s(M))}{Md_\mu(t_e + t_c)}} \end{aligned}$$

with efficiency

$$E_5(P) = \frac{S_5(P)}{P} \approx \frac{1}{\frac{p(t_e + (\log_2 d_\mu)t_c)}{d_\mu(t_e + t_c)} + \frac{P\sigma}{d_\mu t_n}}$$

Making the same assumptions about $t_s(M)$, t_i , and γ , $S_5(P)$ simplifies asymptotically to

$$S_5(P) \approx \frac{P}{\frac{p(t_e + (\log_2 d_\mu)t_c)}{d_\mu(t_e + t_c)} + \frac{P\sigma}{d_\mu t_n}}$$

For the values of P and d_μ we examine, this should not be very different from $S_3(P)$. However, these equations allow us to examine when $S_5(P) > S_3(P)$, which occurs when

$$\begin{aligned}
\frac{p(t_e + (\log_2 d_\mu) t_c)}{d_\mu(t_e + t_c)} &< 1, \quad \text{or} \\
p(t_e + (\log_2 d_\mu) t_c) &< d_\mu(t_e + t_c) \\
p &< \frac{d_\mu(t_e + t_c)}{t_e + (\log_2 d_\mu) t_c}
\end{aligned}$$

If we further assume t_e and t_c are roughly equivalent operations (both being comparisons) and each taking time t , we can simplify this to

$$\begin{aligned}
p &< \frac{2td_\mu}{t(1 + \log_2 d_\mu)} \\
p &< \frac{2d_\mu}{1 + \log_2 d_\mu} \quad (1)
\end{aligned}$$

For practical values of d_μ , the slope of the graph of 1 is around $1/3$. Since the number of decision nodes grows faster than the average depth (at a rate dependent on the balancing of the tree), we should not expect a great speedup from Procedure 5 for any but the most shallow trees.

4. Experiments on Parallel Classification Tree Algorithms

The preceding analysis assumes each parallel node execution is independent from the others. In GPUs, particularly CUDA architecture, this is not the case. We expect to see a performance benefit due to local caching of neighboring records read from global memory in bursts, the SIMD coupling of execution nodes evaluated in parallel for each sample, having multiple SIMD groups resident and quickly switched to on the chosen hardware, and other such concerns. These are not general concerns but are specific to a particular hardware architecture. In this setting, it makes sense to pursue more specific analysis by experimentation. The following sections detail experiments done on the CUDA platform with runtime as the metric of performance.

4.1 Problem Selection

We selected the Image Segmentation dataset from UC Irvine’s Machine Learning Repository [17] as an evaluation problem representative of tasks in medical imaging or computer vision. This data set consists of 2310 records for training and an additional 2099

for testing. Each record consists of 19 real-valued attributes of a 3×3 pixel neighborhood and corresponds to one of 7 discrete classes.

To generate a classifier based on this dataset, we used the Orange component-based machine learning library available from [9]. This library provides Python bindings to a mature C++ machine learning library. We wrote a Python script to read the training set, train a classification tree, and generate C++ source code which encodes that tree according to Procedure 1. The resulting tree is shown schematically in Figure 3. This tree has $N = 31$ nodes, 16 leaves, and a depth of 11.

Further, the script also combined the training set and the test set of records into a single table, then repeatedly randomized and output the records as C++ source code for easy inclusion in our test program. This process was repeated until 16,384 C++ records were generated. This set can be duplicated four times at runtime to create a dataset having 65,536 records, representing an image of 256×256 pixels.

4.2 Experiment Setup

4.2.1 Machine Configuration

Experiments were performed on a Dell Optiplex 780 with an Intel Core2 Duo E8600 CPU running at 3.33 GHz, 4 GB RAM, and the Windows 7 64-bit operating system. An NVIDIA Quadro 2000 GPU card was added with 1 GB of 128-bit RAM with a bandwidth of 41.6 GB/s and 192 CUDA cores in 4 SMs of 48 cores each with a 1.25 GHz processor clock. Software on the system included the NVIDIA driver version 263.06 and the CUDA 3.2.1 runtime Dll version 8.17.12.6303. All compilation was done with Microsoft Visual Studio 2008 and the CUDA 3.2 Development Toolkit, with project files generated by CMake version 2.8.3.

4.2.2 Tests Conducted

We created a program which, after building a dataset of 65,536 records, ran three tree evaluation functions 500 times each on the full dataset. For each function call, the Windows high performance counter was started before and stopped after the call and the delta time was accumulated. This is called the *outer time* for the algorithm. For those functions using a CUDA kernel, a similar *inner time* was collected around just the kernel invocation and excluded any time for memory copy to or from the GPU. During the kernel runtime, the host CPU was made to wait until the kernel

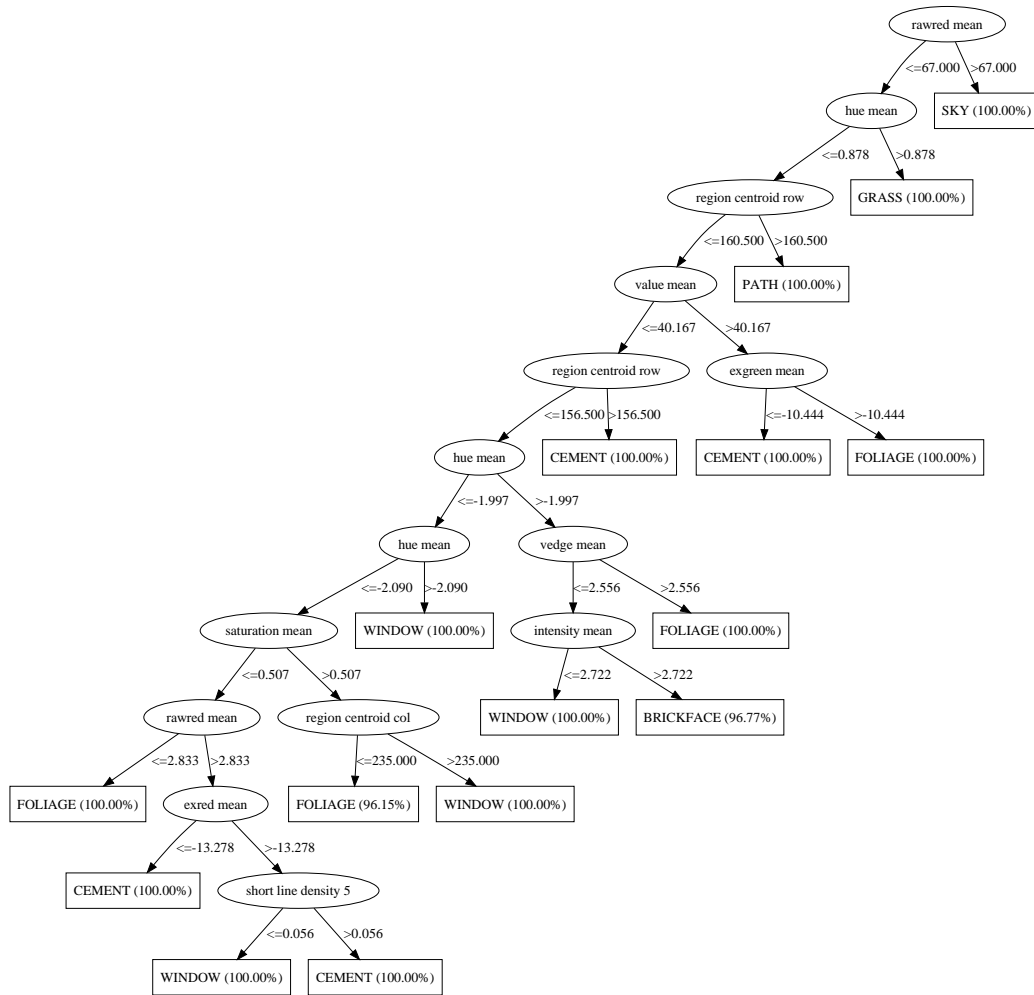


Figure 3: Experimental Classification Tree

completed. The three functions evaluated were as follows:

EvalTree(): This function implements Procedure 2, a serial algorithm running on the host. Note that this function records no inner time and that the outer time does not include any memory copies since none are required for the host to evaluate the dataset.

EvalTreeBySample(): This is the data parallel algorithm given in Procedure 3. This function is written in CUDA C, and performs a host-to-device copy of the dataset and the tree definition before invoking the kernel. The grid is formed of 512 blocks having 128 threads each, all single-dimensioned. Only one record is evaluated per thread (i.e. $m = 1$.) For this function (and all other CUDA functions), the tree is copied to device constant memory for caching purposes. When the kernel completes, the host copies the resulting class assignments back to host memory and frees all device resources.

EvalTreeByNode(): This function fully implements the improved speculative algorithm corresponding to Procedure 5 with the following considerations: constant memory is used for the processor-node map and static leaf path buffers in addition to the tree definition; multiple reductions (specifically 2, determined empirically) are performed per iteration of the *path* reduction loop; and the explicit **barrier()** operations are omitted since each thread executes synchronously within a warp. The shared memory *path* variable is initialized from the static leaf buffer only once at kernel invocation. This is safe since leaves never change and internal nodes are re-initialized by the node evaluation step done for each record. The grid is set to 128 blocks of 16×16 threads. Thus each block processes 16 record groups in parallel, each record group using $p = 16$ threads (a half-warp) to evaluate a record. Note that there are only 15 internal nodes in the tree, so one thread is idle per record group (assigned to a phantom node). With 128×16 record groups, each must process $m = 32$ records per group to cover 65,536 records exactly. Having thread geometry exactly match data size allows us to remove checks for over-sized grids—a non-portable practice but one with a noticeable performance effect. Data

copies to and from the device were the same as in **EvalTreeBySample()**.

After each CUDA function call, the returned buffer of class assignments was compared to the results obtained using the serial algorithm, and any discrepancies were reported. None were found.

The entire program also ran with the CUDA profiler enabled. This facility captures device timestamps and other metrics resulting from the program execution.

4.3 Results

The program output giving the outer and inner times along with related statistics is summarized in Table 1. Most notable is that the serial evaluation on the host is twice as fast as the fastest parallel GPU version. This is surprising but perhaps a bit misleading, since no great pains were taken to optimize the memory copy tasks, all done in series. Pinning and aligning the host memory buffers and overlapping copies with computation are viable techniques to boost performance for this problem. However, it does point out that the methods used in [15] by Sharp to measure a speedup of two orders of magnitude may be mismatched with our methods. Sharp also does not give the serial algorithm used to compare with the parallel algorithm, suggesting that perhaps a branchless serial algorithm performs better than that used in [15].

In our main result, comparing the inner times for kernel execution we see a roughly 25% performance increase in **EvalTreeByNode** over **EvalTreeBySample**. Further experiments on **EvalTreeByNode** showed that inclusion of a conditional for checking an over-sized warp increased runtime to roughly the same as **EvalTreeBySample**. With $m = 1$, timings were again roughly equal, showing that the expense of the initial load of static paths and the processor-node map are amortized over multiple record iterations. Values for $m > 32$ (with related block resizing) showed no significant benefit. This and other experiments suggests that CUDA thread scheduling is as efficient as iterating in a for loop.

Examination of the CUDA profiler output shows similar results for kernel timings (Figure 4), though uniformly lower than those measurable outside of the CUDA driver. The GPU times confirm a $\sim 25\%$ improvement in kernel times of $353.47\mu s$ vs $485.17\mu s$. The time in the graph for “memcpyHtoD” shows the

Table 1: Outer and Inner Times According to High-Performance Counter

Algorithm	Average Outer Time (μs)	Min Outer Time (μs)	Max Outer Time (μs)	Std Dev	Average Inner Time (μs)	Min Inner Time (μs)	Max Inner Time (μs)	Std Dev
EvalTree (Host)	1914.16	1900.48	2343.65	43.481	N/A	N/A	N/A	N/A
EvalTreeBy Sample	3907.57	3794.19	4741.2	77.2049	538.235	525.705	769.309	15.3554
EvalTreeBy Node	3785.29	3685.17	4677.76	87.0612	404.466	394.817	432.698	10.9616

copy time of the data set and tree definitions (two invocations per execution) for both CUDA functions over 500 iterations each. Adding this and the “memcpyDtoH” time to each of the kernel times gives the outer time for each function, less time taken by the host to allocate/free buffers and manage the function calls.

The profiler data also shows **EvalTreeByNode** taking an average of 4373 divergent branches across all threads due to the half-warp scheduling, whereas **EvalTreeBySample** shows 3530 across all threads, as each thread in a warp will iterate through the tree a different number of times. **EvalTreeByNode** had a global cache read hit rate of 70%, while **EvalTreeBySample** had a hit rate of only 31%.

With fewer threads per block, **EvalTreeBySample** encounters the limit on active blocks, leaving the achieved occupancy rate at 66%. **EvalTreeByNode** avoids this issue and achieves 100% occupancy. This increases the number of global memory requests for record data that can be active, and thus enhances the effect of latency hiding by the warp scheduler. This can be seen in the global memory write throughput of 0.643 GB/s versus 4.68 GB/s. Read throughputs are roughly equal at 14 GB/s (due to caching), giving overall global memory throughputs of 15.43 GB/s for **EvalTreeBySample** and 19.41 GB/s for **EvalTreeByNode**.

5. Conclusion

We have shown a speculative decomposition algorithm for parallel classification tree evaluation that surpasses the performance of a data decomposition parallel algorithm on the CUDA platform. When ignoring the common, serial algorithm setup processing, the speculative approach is 25% faster than the data parallel approach in our particular problem in-

stance. This demonstrates how different parallel decomposition techniques can maximize the advantages of a given platform. In a SIMD environment, we see that speculative decomposition into many time-uniform tasks can have a helpful effect even at the cost of less efficient hardware utilization. We also see a good example of implementation results deviating from asymptotic theoretical analysis. This is most true when fundamental assumptions, such as independent execution units, do not hold in the implementation as is the case here. Ultimately, the best performance requires a careful balance of machine and algorithm for a specific problem.

Additionally, we’ve seen that measurement techniques which do not include the entire program overhead of distributing data or that compare different algorithms can lead to confusing results. Though we have implemented a very similar program to [15], our serial host implementation is roughly twice as fast when all overhead is included, compared to 100 times faster as Sharp reports. Surely, some difference in host speed, GPU power, and lower overhead cost when processing forests rather than single trees is responsible for part of this discrepancy. The remaining difference suggests that the branchless evaluation algorithm ought to be used as the best known serial algorithm for speedup comparisons.

6. Further Work

The breadth of this result should be tested against other tree geometries (e.g. more or less balanced, deeper or more shallow) and record distributions (ordered vs. random) to observe the effect different data organizations can have on run times. Also, application of these algorithms to more traditional SIMD, i.e. vector, processors would be interesting. Comparing CUDA compute 1.x devices with 2.x devices

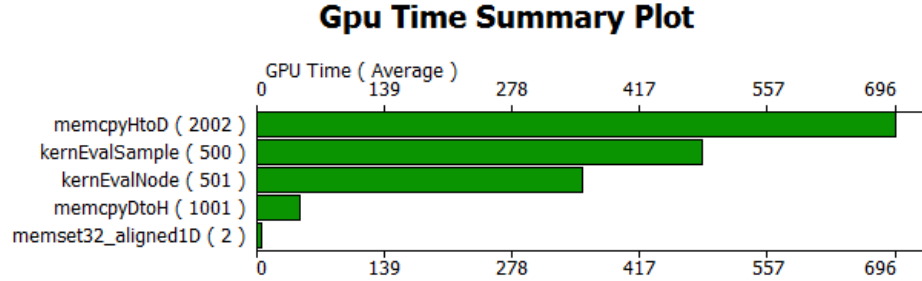


Figure 4: Average timings taken by CUDA runtime over 500 executions (μs)

might also provide additional insights.

To extend the current work, application to very large trees might be achieved by evaluating only a small “window” on the tree, starting at a root node and evaluating only the next few levels. Once reduced, the resulting node would then become the root of the next window and the process repeated. This approach may be useful in overcoming SIMD concurrency limits (such as on a vectored processor) or the exponential growth of memory demand for deeper and deeper levels of the tree.

References

- [1] Paul Baumstarck. GPU parallel processing for fast robotic perception. Thesis, Engineer’s degree, Stanford University, December 2009.
- [2] Yael Ben-Haim and Elad Tom-Tov. A streaming parallel decision tree algorithm. *J. Mach. Learn. Res.*, 11:849–872, March 2010.
- [3] NVIDIA Corporation. CUDA Zone. http://www.nvidia.com/object/cuda_home_new.html, Feb 2011.
- [4] NVIDIA Corporation. NVIDIA Developer Zone. <http://developer.nvidia.com/object/gpucomputing.html>, Feb 2011.
- [5] Stephen Gould, Olga Russakovsky, Ian Goodfellow, Paul Baumstarck, Andrew Y. Ng, and Daphne Koller. The STAIR Vision Library (v2.4). <http://ai.stanford.edu/~sgould/sv1>, May 2010.
- [6] Ruoming Jin and Gagan Agrawal. Shared memory parallelization of decision tree construction using a general data mining middleware. In *Proceedings of the 8th International Euro-Par Conference on Parallel Processing*, Euro-Par ’02, pages 346–354, London, UK, 2002. Springer-Verlag.
- [7] Mahesh V. Joshi, George Karypis, and Vipin Kumar. Scalparc: A new scalable and efficient parallel classification algorithm for mining large datasets. In *Proc. of the International Parallel Processing Symposium*, pages 573–579, 1998.
- [8] David B. Kirk and Wen-mei W. Hwu. *Programming Massively Parallel Processors: A Hands-on Approach*. Morgan Kaufmann, 1st edition, Feb 2010.
- [9] Faculty of Computer Laboratory of Artificial Intelligence and Information Science. Orange for python 2.6. <http://orange.biolab.si/>.
- [10] Manish Mehta, Rakesh Agrawal, and Jorma Rissanen. Sliq: A fast scalable classifier for data mining. In *Proc. of the Fifth International Conference on Extending Database Technology (EDBT)*, pages 18–32, Avignon, France, March 1996.
- [11] A. Nair, B. Kuban, E. Tuzcu, P. Schoenhagen, S. Nissen, and D. Vince. Coronary plaque classification with intravascular ultrasound radiofrequency data analysis. *Circulation*, 106:2200–2206, October 2002.
- [12] Arnau Oliver and Jordi Freixenet. Automatic classification of breast density. In *IEEE International Conference on Image Processing*, pages 1258–1261, 2005.
- [13] Jason Sanders and Edward Kandrot. *CUDA by Example: An Introduction to General-Purpose GPU Programming*. Addison-Wesley Professional, 1st edition, July 2010.

- [14] John Shafer, Rakeeh Agrawal, and Manish Mehta. Sprint: A scalable parallel classifier for data mining. In *Proceedings of the 22nd International Conference on Very Large Databases (VLDB)*, pages 544–555. Morgan Kaufmann, September 1996.
- [15] Toby Sharp. Implementing decision trees and forests on a gpu. In *European Conference on Computer Vision (ECCV) 2008*, volume 5305 of *Lecture Notes in Computer Science*, pages 595–608. Springer, 2008.
- [16] D. Steinkraus, I. Buck, and P.Y. Simard. Using GPUs for machine learning algorithms. In *Document Analysis and Recognition, 2005. Proceedings. Eighth International Conference on*, pages 1115 – 1120 Vol. 2, 29 Aug.-1 Sept. 2005.
- [17] UCI Machine Learning Repository. Image Segmentation data set. <http://archive.ics.uci.edu/ml/datasets/Image+Segmentation>, November 1990.
- [18] Mohammed J. Zaki, Ching-Tien Ho, and Rakesh Agrawal. Parallel classification for data mining on shared-memory multiprocessors. *Data Engineering, International Conference on*, 0:198, 1999.