

Revised on 2011 September 20

## Interpretation of (596) Scheila's Triple Dust Tails

Masateru ISHIGURO<sup>1</sup>

*Department of Physics and Astronomy, Seoul National University, Gwanak, Seoul 151-742,  
South Korea*

Hidekazu HANAYAMA

*Ishigakijima Astronomical Observatory, National Astronomical Observatory of Japan,  
Ishigaki, Okinawa, 907-0024, Japan*

Sunao HASEGAWA and Yuki SARUGAKU

*Institute of Space and Astronautical Science (ISAS), JAXA, Sagamihara, Kanagawa  
252-5210, Japan*

Jun-ichi WATANABE<sup>2</sup>

*National Astronomical Observatory of Japan, Mitaka, Tokyo, 181-8588, Japan*

Hideaki FUJIWARA and Hiroshi TERADA

*Subaru Telescope, National Astronomical Observatory of Japan, Hilo, HI 96720, USA*

Henry H. HSIEH

*Institute for Astronomy, University of Hawaii, Honolulu, HI 96822, USA*

Jeremie J. VAUBAILLON

*Observatoire de Paris, I.M.C.C.E., Denfert Rochereau, Bat. A., FR-75014 Paris, France*

Nobuyuki KAWAI

*Department of Physics, Tokyo Institute of Technology, Meguro, Tokyo 152-8551, Japan*

Kenshi YANAGISAWA and Daisuke KURODA

*Okayama Astrophysical Observatory, National Astronomical Observatory of Japan,  
Asaguchi, Okayama 719-0232, Japan*

Takeshi MIYAJI<sup>2</sup> and Hideo FUKUSHIMA<sup>2</sup>

*National Astronomical Observatory of Japan, Mitaka, Tokyo, 181-8588, Japan*

Kouji OHTA

*Department of Astronomy, Kyoto University, Sakyo, Kyoto 606-8502, Japan*

Hiromi HAMANOWA

*Hamanowa Astronomical Observatory, Motomiya, Fukushima 969-1204, Japan*

Junhan KIM

*Yangcheon-gu, Seoul, South Korea*

Jeonghyun PYO

*Korea Astronomy and Space Science Institute (KASI), Daejeon 305-348, South Korea*

and

Akiko M. NAKAMURA

*Department of Earth and Planetary Sciences, Kobe University, Nada, Kobe 657-8501,  
Japan*

## ABSTRACT

Strange-looking dust cloud around asteroid (596) Scheila was discovered on 2010 December 11.44–11.47. Unlike normal cometary tails, it consisted of three tails and faded within two months. We constructed a model to reproduce the morphology of the dust cloud based on the laboratory measurement of high velocity impacts and the dust dynamics. As the result, we succeeded in the reproduction of peculiar dust cloud by an impact-driven ejecta plume consisting of an impact cone and downrange plume. Assuming an impact angle of  $45^\circ$ , our model suggests that a decameter-sized asteroid collided with (596) Scheila from the direction of  $(\alpha_{im}, \delta_{im}) = (60^\circ, -40^\circ)$  in J2000 coordinates on 2010 December 3. The maximum ejection velocity of the dust particles exceeded 100 m/s. Our results suggest that the surface of (596) Scheila consists of materials with low tensile strength.

---

<sup>1</sup>To whom correspondence should be addressed. E-mail: ishiguro@snu.ac.kr

<sup>2</sup>Ishigakijima Astronomical Observatory, National Astronomical Observatory of Japan, Ishigaki, Okinawa, 907-0024, Japan

*Subject headings:* comets: general – comets: individual ((596) Scheila) minor planets, asteroids — general

## 1. Introduction

In this paper, we suggest one plausible explanation for the peculiar dust cloud of (596) Scheila.

(596) Scheila is a large asteroid (113–120 km in diameter) orbiting the Sun in the outer region of the main belt with the orbital period of 5.01 years (Tedesco & Desert 2002; Usui et al. 2011). The orbital elements of the object are typical for the outer main-belt, that is, the semi-major axis, the eccentricity and the inclination are 2.93AU, 0.164, and 14.7°. An unexpected dust cloud of (596) Scheila was discovered on 2010 December 11.4 with the 0.68-m f/1.8 Schmidt telescope (Larson 2010). The observation with the same instruments on 2010 December 3.4 showed a diffuseness at magnitude 13.2, about 1.3 mag brighter than that of the observation in the previous month (Larson 2010). Ishiguro et al. (2011) found that the dust particles ranging from 0.1–1  $\mu\text{m}$  to 100  $\mu\text{m}$  were ejected impulsively on 2010 December 3.5  $\pm$  1.0 through the synchrone analysis of extended dust structure appeared after 2011 February. It is therefore likely that Larson (2010) observed (596) Scheila immediately after the dust emission. The total mass of the ejecta was estimated to be (0.2–6)  $\times 10^8$  kg, depending on the assumed particle size and the mass density (Jewitt et al. 2011; Hsieh et al. 2011; Bodewits et al. 2011; Ishiguro et al. 2011). To date, gas emission has never been detected (Jewitt et al. 2011; Hsieh et al. 2011; Bodewits et al. 2011). Accordingly, it is natural to think that the comet-like activity was triggered by an impact. The impactor diameter was estimated to be 20–50 m (Jewitt et al. 2011; Bodewits et al. 2011; Ishiguro et al. 2011).

Similar evidence for asteroid–asteroid impact was reported in another object. The dust cloud of P/2010 A2 (LINEAR) was discovered on 2010 January 6, showing not only a comet-like extended dust cloud but also a mysterious X-shaped debris pattern (Jewitt et al. 2010). It has been proposed that the dust ejecta was created by the impact of a small objects in 2009 February or March (about 10 months before the discovery), although it cannot be ruled out that the asteroid’s rotational spin-up resulted in a mass loss that formed a comet-like debris tail (Snodgrass et al. 2010; Jewitt et al. 2010).

The morphology of (596) Scheila’s dust cloud was also mysterious, in that it consisted of three prominent structures. Figure 1 (a) shows the image taken on 2010 December 12 at Ishigakijima Astronomical Observatory with 1-m telescope and a 3ch (the g’, Rc, and Ic-

bands) simultaneously imaging system. In the image, three components appear: the northern tail, southern tail, and westward tail (Ishiguro et al. 2011). Similar structures were found in Jewitt et al. (2011). To date, no studies have addressed the physical implication of the mysterious morphologies of impact-triggered dust clouds. In this paper, we attempted to reconstruct the observed morphology of (596) Scheila’s triple dust tails on the basis of the impact hypothesis. The image taken on 2010 December 12 at Ishigakijima Astronomical Observatory was compared to the model which considers the laboratory measurement of high velocity impact and dust dynamics, and derive the best-fit parameters.

## 2. Model Description

As a beginning we would like to clarify difference in shape between normal comets and (596) Scheila. The morphology of (596) Scheila cannot be explained by the sublimation of ice. Figure 1 (b) and (c) show the results of model simulations on 2010 December 12 performed under the assumption of comet-like dust ejection. We applied continuous dust-ejection models using the parameters of 238P/Read as an analog of a main-belt comet that was activated by the sublimation of ice (Hsieh et al. 2009) (Figure 1 (b)), and those of 22P/Kopff as an analog of a Jupiter-family comet (Ishiguro et al. 2007) (Figure 1 (c)). In these models, it is assumed that dust particles are ejected in cone-shape jets that are radially symmetric with respect to the Sun-object axis with a half-opening angle of  $45^\circ$  (238P/Read) and  $60^\circ$  (22P/Kopff). We considered continuous dust emission from two months prior to the observation on 2010 December 12. In these model images, the dust cloud smoothly extended in an almost anti-solar direction. There is only one dust tail in these images. The observed image differs from these simulation images in that it consisted of multiple tails.

Secondly, we show simple impulsive emission models in Figure 1 (d)–(i). In these models, we assumed the isotropic dust emission of  $1\ \mu\text{m}$  and  $10\ \mu\text{m}$ -particles with different velocities ejected on 2010 December 3. We adopted the ejection day based on the previous studies; the dust emission should have occurred on 2010 December  $3.5 \pm 1.0$  (Ishiguro et al. 2011) but before 2010 December 3.4 (Larson 2010). It may seem at a first glance that there should be dust particles ejected with high terminal velocity ( $v_{tml} \approx 100\ \text{m/s}$  or higher) because the rim diameters of models with the terminal velocity of  $< 100\ \text{m/s}$  look smaller than that of the observed image. In addition, small grains ( $\lesssim 1\ \mu\text{m}$ ) should exist because the dust cloud was deflected toward the anti-solar direction by solar radiation pressure. For comparison, assuming the mass density of  $1670\ \text{kg/m}^3$  (equivalent to the mass density of the Tagish Lake meteorite Hiroi & Hasegawa (2003); Zolensky et al. (2002)), the escape velocity from (596) Scheila is  $55\ \text{m/s}$ . The estimated terminal velocity is two times faster

than the escape velocity.

To reconstruct the observed morphology of the (596) Scheila dust cloud, we considered a new dust emission model, described below. We assumed that the dust particles were ejected in two different forms from an impact point, i.e., a conical impact ejecta curtain and a downrange plume, which are commonly observed in oblique impact experiments. Figure 2 shows an example of the laboratory oblique impact experiment. It was conducted with a two-stage light gas gun at the Institute of Space and Astronautical Science (ISAS), Japan Aerospace Exploration Agency (JAXA). A 3.2-mm steel sphere was accelerated with the gun in a sabot (Kawai et al. 2010) to 4.521 km/s, which is typical impact velocity in outer main-belt (O’Brien et al. 2011). Soon after the impact, the dust particles were ejected as the luminous downrange plume with high speed in the horizontal direction with respect to the local surface. Later, the conical ejecta curtain was grown. We simplified these forms, as shown in Figure 2 (e). The conical impact ejecta curtain is symmetrical with respect to a vector normal to the asteroid surface  $(\alpha_{cone}, \delta_{cone})$  with a half-opening angle of  $\theta$ . Dust particles are assumed to be ejected between  $\theta - \Delta\theta/2$  and  $\theta + \Delta\theta/2$  (see the shadowed area in Figure 2 (e)). We modeled the downrange plume as a stretched cone with a central axis ranging from  $(\alpha_{1down}, \delta_{1down})$  to  $(\alpha_{2down}, \delta_{2down})$ .

The dust particles ejected with the ejection velocity of  $v_{ej}$  would decelerate by the asteroid’s gravity and reach the terminal velocity  $v_{tml}$ . We applied the power law function of the ejection velocity of dust particles:

$$\begin{cases} v_{ej} &= V_0 a^k \\ v_{tml} &= \sqrt{v_{ej}^2 - \frac{2GM_{596}}{R_{596}}} \quad \left( v_{ej} > \sqrt{\frac{2GM_{596}}{R_{596}}} \right) \end{cases} \quad (1)$$

where  $V_0$  is the reference ejection velocity (m/s) of the particles radius  $a=1 \times 10^{-6}$  (m),  $k$  is the power index of size dependence of the ejection velocity, and  $M_{596}$  and  $R_{596}$  are the mass and radius of (596) Scheila. We considered the energy conservation for the terminal velocity  $v_{tml}$  in the second equation of Eq. (1).

An power-law size distribution with index  $q$  was used. The number of dust particles within a size range of  $a$  and  $a+da$  is given by:

$$N(a)da = \begin{cases} N_0 a^q da & \text{for } a_{min} \leq a \leq a_{max} \\ 0 & \text{for } a < a_{min}, a > a_{max} \end{cases} \quad (2)$$

where  $a_{max}$  and  $a_{min}$  are the maximum and minimum particle sizes, respectively, and  $N_0$  represents the reference dust production rate. We fixed  $a_{min}=0.1 \mu\text{m}$  and  $q=-3.5$  (discuss

later), because particles much smaller than the wavelength are inefficient scatterers in the optical wavelength. The size distribution exponent was also fixed to  $q=-3.5$  (Dohnanyi 1969). The maximum size  $a_{max}$  can be derived when the size-dependent velocity  $v_{ej}$  becomes equal to the escape velocity from (596) Scheila.

The trajectories of the particles were computed from the terminal velocity and the ratio of the force exerted by the solar radiation pressure and the solar gravity ( $\beta$ ). It can be expressed as  $\beta=KQ_{pr}/\rho a$ , where  $K = 5.7 \times 10^{-4} \text{ kg m}^{-2}$ , and  $Q_{pr}$  is the radiation pressure coefficient averaged over the solar spectrum (Burns et al. 1979). We assumed  $Q_{pr}=1$ .  $\rho$  denotes the mass density of dust particles. We supposed that the mass densities of the dust particles was  $1670 \text{ kg/m}^3$ . The model images were reconstructed using the Monte Carlo approach for the parameters above (Ishiguro et al. 2007; Ishiguro 2008; Sarugaku et al. 2007; Hsieh et al. 2009). We calculated the positions of dust particles at a given time by solving the Keplerian equation. We considered the impulsive dust emission on 2010 December 3 as stated above. The free parameters of our model are listed in Table 1.

### 3. Results and Discussion

Multiple simulations are carried out using various parameter sets, and the resulting model images are then visually compared to the data to find plausible model parameters. As the result, we obtained the best-fit values. Figure 3 shows some example results for the conical ejecta curtain. First, we noticed that the southern tail and westward tail (see figure 1) could be reproduced by a conical ejecta curtain given a half-opening angle of  $50^\circ$ . Our observations were consistent with the case in which the central axis at  $(\alpha_{cone}, \delta_{cone})$  of the downrange was  $(90^\circ, -15^\circ)$  in the J2000 coordinate system. Similarly, we examined the dependence of the downrange plume  $(\alpha_{down}, \delta_{down})$  on the central axis. We notice the integral along the great circle joining from  $(\alpha_{1down}, \delta_{1down}) = (150^\circ, +40^\circ)$  to  $(\alpha_{2down}, \delta_{2down}) = (180^\circ, +50^\circ)$  matches the observed image. As  $\theta$  increased, the opening angle of the ejecta became broader; as  $V_0$  increased, the dust cloud extended more widely. Accordingly, these two variables,  $\theta$  and  $V_0$ , were well determined by comparison to the observed images. We estimated  $\theta=15^\circ$  (the downrange plume),  $\theta=50^\circ$  and  $d\theta=10^\circ$  (the conical curtain). We derived  $V_0 = 190 \text{ m/s}$  (the downrange plume) and  $V_0 = 80 \text{ m/s}$  (the conical curtain), suggesting that the maximum speed was  $340 \text{ m/s}$  (the downrange plume) and  $140 \text{ m/s}$  (the conical curtain) for  $0.1\text{-}\mu\text{m}$  particles. As  $k$  decreases, the near-nuclear dust cloud becomes brighter. The images we captured were consistent with the simulation images for a value of  $k \sim -1/4$ . By combining the conical ejecta curtain and the downrange plume models, we obtained the best-fit image (Figure 4). Note that we succeeded in the reproduction of the

triple tails by single impact model based on the idea that is commonly observed in oblique impact experiments.

As we mentioned above we fixed two variables:  $q$  and  $a_{min}$ . If there are a large amount of small particles in the dust cloud, it should look bluer by Rayleigh scattering. As we noticed in Ishiguro et al. (2011), no significant difference appears in the morphology observed in three different optical channels. The observational evidence implies that the diffuse cloud consisted of dust particles large enough to scatter optical light (i.e.,  $2\pi a/\lambda > 1$ , where  $\lambda$  denotes the optical wavelength). The size distribution exponent  $q=-3.5$  was applied because it is the typical to impact fragment (Dohnanyi 1969). We performed the fitting with  $q=-4$  and  $q=-3$ , but could not obtain the plausible result. Therefore, the initial assumptions of  $q=-3.5$  and  $a_{min}=0.1\mu\text{m}$  seems to be reasonable.

In the laboratory experiments, the central axis of the conical curtain is usually perpendicular to the local surface. The downrange plume appears along the trajectory axis of the impactor. Therefore, we can derive the impactor's trajectory if the impact angle with respect to the local surface is known. The most probable impact angle on arbitrary planetary body is  $45^\circ$  (Gault & Wedekind 1978). If an impact angle of  $45^\circ$  is assumed, it is likely that a small asteroid collided with (596) Scheila from the direction of  $(\alpha_{im}, \delta_{im}) = (60^\circ, -40^\circ)$ . This result suggests that the impactor collided with (596) Scheila from behind. The angle between the central axis of the conical curtain and that of the downrange plume in the best-fit model is  $85^\circ$ , which is potential value based on the impact experiments (Figure 2(b) in this paper and Figure 19 of Schultz et al. (2007)). The derived half-opening angle of  $50^\circ$  is consistent with the results obtained for the rocky ejecta with velocity from hundreds to thousands m/s through the laboratory measurement (Gault & Heitowit 1963). The power index of size dependence of the ejecta velocity ( $k \sim -1/4$ ) is smaller than that of comets (i.e.  $k \sim 1/2$ , typical of hydrodynamical gas drag) but within the range of the laboratory impact experiments (Giblin 1998). Our model predicts that up to  $140\mu\text{m}$  particles could escape from (596) Scheila. In fact,  $100\mu\text{m}$  particles were found in the observed images after 2011 February (Ishiguro et al. 2011). The velocity of dust particles depends on the tensile strength of the surface materials when the impact process is dominated by the material strength rather than gravity. The maximum ejecta velocity for solid and porous targets measured in the laboratory exceeds  $10 \times (Y_t/\rho_t)^{0.5}$ , where  $Y_t$  is the tensile strength and  $\rho_t$  is the target density (in Figure 18 of Housen & Holsapple (2011) and references therein), i.e.,  $v_{max} > 10 \times (Y_t/\rho_t)^{0.5}$ . Since the maximum ejecta velocity is 140 m/s for the conical ejecta,  $Y_t < \rho_t(v_{max}/10)^2 \sim 0.3$  MPa. Our result on the ejecta velocity suggest that the surface on (596) Scheila was covered by materials with low tensile strength.

#### 4. Summary

So far we have outlined a plausible explanation for the peculiar dust cloud of (596) Scheila. We constructed a model of the morphology based on experiments of high velocity impacts. The values of the parameters were free and obtained from fitting the observed image on 2011 December 12. We found that the morphologies on 2011 December 17 and 19 (Ishiguro et al. 2011) were also reproduced with the same model parameters. In summary, we find that:

1. The morphology of (596) Scheila can be reproduced by an impact-driven ejecta plume consisting of an impact cone and downrange plume.
2. The maximum ejection velocity of the dust particles exceeded 100 m/s.
3. Assuming that an impact angle of  $45^\circ$ , the impactor collided with (596) Scheila from the direction of  $(60^\circ, -40^\circ)$  in J2000 coordinates.
4. The surface of (596) Scheila consists of materials with low tensile strength ( $\sim 0.3$  MPa).

With the previous studies (Jewitt et al. 2011; Hsieh et al. 2011; Bodewits et al. 2011; Ishiguro et al. 2011), we definitively conclude that a decameter-sized asteroid collided with (596) Scheila from behind on 2010 December 3.

Research at Seoul National University was supported by the National Research Foundation of Korea and the Seoul National University Foundation Research Expense. This study was supported by ISAS/JAXA as a collaborative program with the Space Plasma Experiment.

#### REFERENCES

- Bodewits, D., Kelley, M. S., Li, J.-Y., Landsman, W. B., Besse, S., & A’Hearn, M. F. 2011, *ApJ*, 733, L3
- Bottke, W. F., Durda, D. D., Nesvorný, D., Jedicke, R., Morbidelli, A., Vokrouhlický, D., & Levison, H. F. 2005, *Icarus*, 179, 63
- Burns, J. A., Lamy, P. L., & Soter, S. 1979, *Icarus*, 40, 1
- Campins, H., et al. 2010, *Nature*, 464, 1320



- DeMeo, F. E., Binzel, R. P., Slivan, S. M., & Bus, S. J. 2009, *Icarus*, 202, 160
- Dohnanyi, J. S. 1969, *J. Geophys. Res.*, 74, 2531
- D. E.. Gault, & E. D. Heitowit, 1963, *Proc. of Sixth Hypervelocity Impact Symp.* vol. 2, p. 419.
- Gault, D. E., & Wedekind, J. A. 1978, *Lunar and Planetary Institute Science Conference Abstracts*, 9, 374
- Giblin, I. 1998, *Planet. Space Sci.*, 46, 921
- Hiroi, T., & Hasegawa, S. 2003, *Antarctic Meteorite Research*, 16, 176
- Holsapple, K. A. 1993, *Annual Review of Earth and Planetary Sciences*, 21, 333
- Holsapple, K. A., & Housen, K. R. 2007, *Icarus*, 187, 345
- Housen, K. R., & Holsapple, K. A. 2011, *Icarus*, 211, 856
- Hsieh, H. H., Ishiguro, M., Lacerda, P., & Jewitt, D. 2011, *AJ*, 142, 29
- Hsieh, H. H., Jewitt, D., & Ishiguro, M. 2009, *AJ*, 137, 157
- Hsieh, H. H., & Jewitt, D. 2006, *Science*, 312, 561
- Hsieh, H. H., Yang, B. & Haghhighipour, N. 2011, *ApJ* (revised on 2011 June 28)
- Ishiguro, M., et al. 2011, *ApJ* (in press)
- Ishiguro, M. 2008, *Icarus*, 193, 96
- Ishiguro, M., Sarugaku, Y., Ueno, M., Miura, N., Usui, F., Chun, M.-Y., & Kwon, S. M. 2007, *Icarus*, 189, 169
- Jewitt, D., Weaver, H., Mutchler, M., Larson, S., & Agarwal, J. 2011, *ApJ*, 733, L4
- Jewitt, D., Weaver, H., Agarwal, J., Mutchler, M., & Drahus, M. 2010, *Nature*, 467, 817
- Kawai, N. Tsurui, K. Hasegawa, S. & Sato, E. 2010, *Review of Scientific Instruments* 81, 115105
- Larson, S. 2010, *IAU Circ.*, 9188, 1
- Lee, P. 1996, *Icarus*, 124, 181

- Nakamura, A., & Fujiwara, A. 1991, *Icarus*, 92, 132
- O’Brien, D. P., Sykes, M. V. & Tricarico, P. 2011, Lunar and Planetary Science Conference 2665 (2011).
- Ouchi, M., et al. 2004, *ApJ*, 611, 660
- Usui, F., et al. 2011, *PASJ* (in press)
- Sarugaku, Y., Ishiguro, M., Pyo, J., Miura, N., Nakada, Y., Usui, F., & Ueno, M. 2007, *PASJ*, 59, L25
- Snodgrass, C., et al. 2010, *Nature*, 467, 814
- Schultz, P. H., Eberhardy, C. A., Ernst, C. M., A’Hearn, M. F., Sunshine, J. M., & Lisse, C. M. 2007, *Icarus*, 191, 84
- Tedesco, E. F., & Desert, F.-X. 2002, *AJ*, 123, 2070
- Tsuchiyama, A., Mashio, E., Imai, Y., Noguchi, T., Miura, Y., Yano, H., & Nakamura, T. 2010, *Meteoritics & Planet. Sci. Suppl.* 5189
- Warner, B. D. 2006, *Minor Planet Bulletin*, 33, 58
- Zolensky, M. E., Nakamura, K., Gounelle, M., Mikouchi, T., Kasama, T., Tachikawa, O., & Tonui, E. 2002, *Meteoritics and Planetary Science*, 37, 737

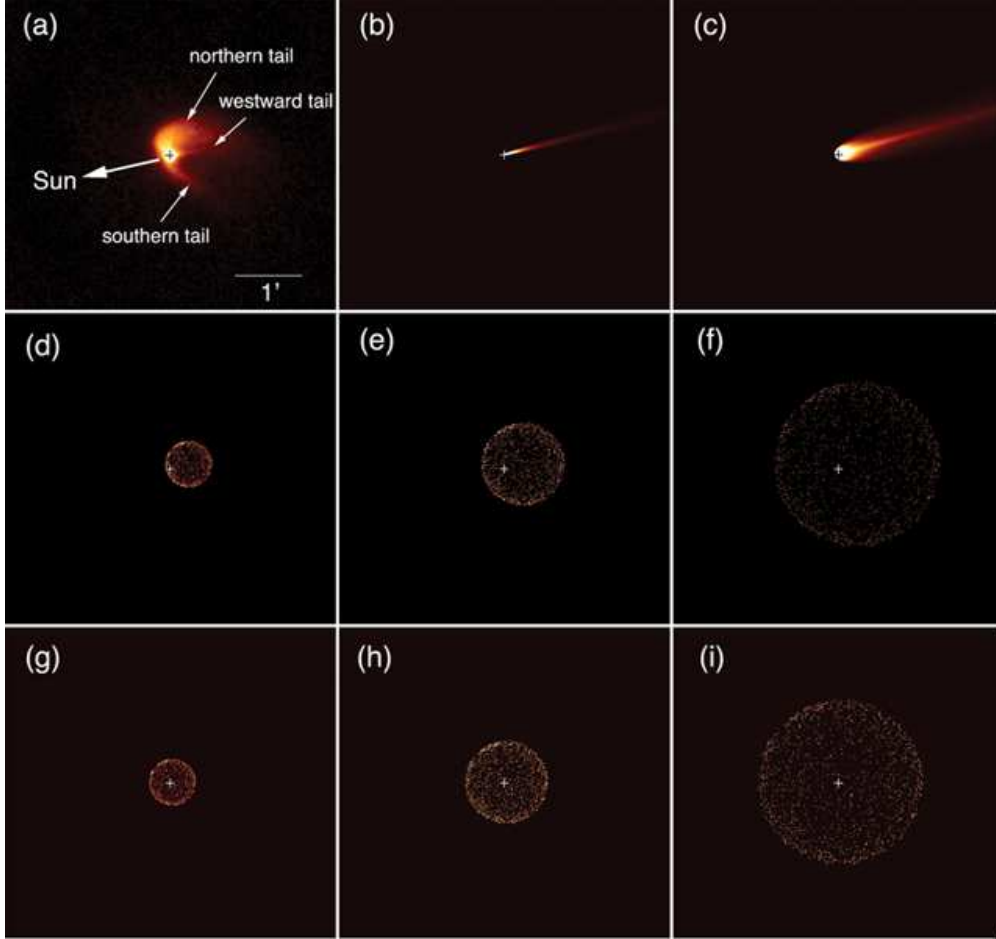


Fig. 1.— (a) Image observed on 2010 December 12 at Ishigakijima Astronomical Observatory. (b)–(i) Images of cometary dust ejection models for the observation on 2010 December 12. (a)(b) Results of the continuous dust ejection models using parameters from 238P/Read (Hsieh et al. 2009) and 22P/Kopff (Ishiguro et al. 2007). (d)–(i) The results of an impulsive isotropic dust ejection. We assumed  $1 \mu\text{m}$ -particles with the terminal velocities of (d) 57 m/s, (e) 100 m/s, and (f) 200 m/s, and  $10 \mu\text{m}$ -particles with the terminal velocities of (g) 57 m/s, (h) 100 m/s, and (i) 200 m/s. In all panels, the emission source, (596) Scheila, is at the center of each image, and the field of view is  $3.5' \times 5.8'$ .

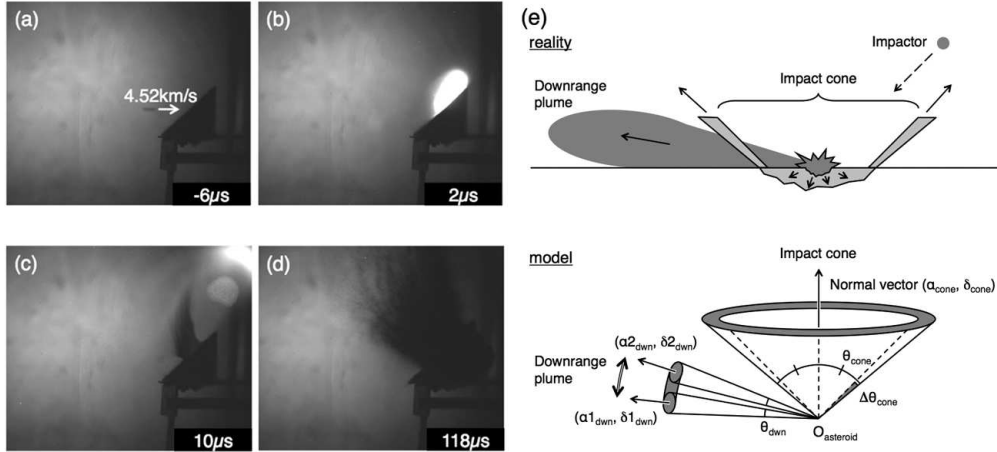


Fig. 2.— Sample images of the laboratory impact experiment. The experiment was conducted with a two-stage light gas gun at the Institute of Space and Astronautical Science (ISAS), Japan Aerospace Exploration Agency (JAXA). A 3.2-mm steel sphere was accelerated to 4.521 km/s with the gun using a sabot (Kawai et al. 2010). The material of the target was serpentine. The chamber of the target was evacuated to a pressure of 7 Pa. The time resolution of the high-speed camera was  $4 \mu\text{s}$ . The number at the bottom right of each frame shows the elapsed time,  $t$ , in microseconds, with  $t=0$  at the impact. (a) An image before the impact. (b) Impact of the projectile forming a luminous downrange plume. (c) Dust particles were ejected from the target while the luminous downrange plume passed with high speed. (d) The growth of the conical ejecta curtain. (e) Schematic diagram showing how our simulation modeled the impact phenomena. Impact ejecta consist of a conical ejecta curtain and downrange plume.




Fig. 3.— Images of conical curtain ejection models for December 12, 2010 for  $\theta=50^{\circ}$ ,  $\Delta\theta=10^{\circ}$ ,  $V_0=80$  m/s, and different jet directions as labeled, where  $\alpha_{cone}$  is constant for each row of models and  $\delta_{cone}$  is constant for each column of models. In all panels, the emission source, (596) Scheila, is at the center of each image.

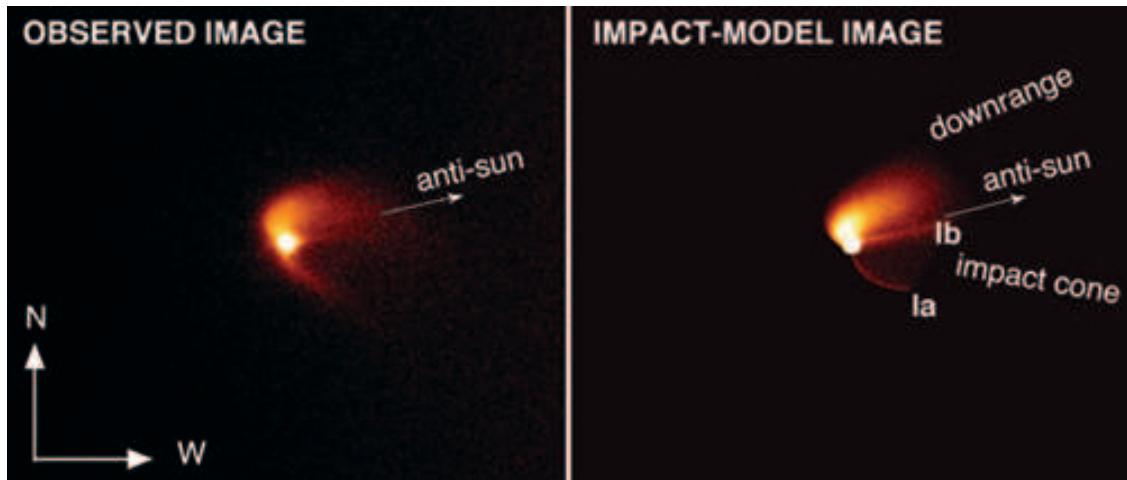


Fig. 4.— Result of numerical simulation reproducing the observed morphology on 2010 December 12. In the model, we considered dust ejecta consisting of an impact cone and downrange plume. Filled circle indicates the asteroid’s position; arrow indicates the anti-solar direction. The northern and southern tails were swept back by radiation pressure from the Sun, while the westward tail extended linearly because the orientation was close the anti-solar direction.

Table 1: Input and best-fit parameters for the dust ejection model

Parameter	Input values	Best-fit values
Conical curtain		
$\theta$ [°]	10 – 90 with 5 interval	50
$\delta\theta$ [°]	1, 3, 5, 10, 15, 20, 30, 40	10
$\alpha_{cone}$ [°]	0 – 360 with 15 interval	90
$\delta_{cone}$ [°]	-90 – +90 with 10 interval	-15
$V_0$ [m/s]	60 – 300 with 10 m/s interval	80
$k$	-1/6, -1/5, -1/4, -1/3, -1/2	-1/4
$q$	-3.5 (fixed)	–
$a_{min}$ [m]	$1.0 \times 10^{-7}$ (fixed)	–
$a_{max}$ [m]	defined as $v_{ej}(a_{max})=55$ m/s	$4 \times 10^{-6}$
Downrange plume		
$\theta$ [°]	10 – 90 with 5 interval	15
$\alpha 1_{down}$ [°]	0 – 350 with 15 interval	150
$\delta 1_{down}$ [°]	-90 – +90 with 10 interval	+40
$\alpha 2_{down}$ [°]	10 – 360 with 15 interval, $\alpha 2_{down} > \alpha 1_{down}$	180
$\delta 2_{down}$ [°]	-90 – +90 with 10 interval	+50
$V_0$ [m/s]	60 – 300 with 10 m/s interval	190
$k$	-1/6, -1/5, -1/4, -1/3, -1/2	-1/4
$q$	-3.5 (fixed)	–
$a_{min}$ [m]	$1.0 \times 10^{-7}$ (fixed)	–
$a_{max}$ [m]	defined as $v_{ej}(a_{max})=55$ m/s	$1.4 \times 10^{-4}$