

How large is the fraction of superluminal neutrinos at OPERA?

WALTER WINTER^a

*^aInstitut für Theoretische Physik und Astrophysik, Universität Würzburg,
D-97074 Würzburg, Germany*

Abstract

The recent analysis by the OPERA experiment, indicating that neutrinos travel faster than the speed of light, is based on the assumption that all neutrino states travel with the same speed. We reproduce the OPERA result including the fraction of neutrinos traveling faster than light as a free variable. In our analysis, the best-fit values are 55% of the neutrinos being superluminal and $(v - c)/c = 4.5 \cdot 10^{-5}$, where the neutrino velocity increases as the fraction of superluminal neutrinos decreases. Our results are consistent with the hypotheses that at least ν_3 or ν_2 are superluminal (at the 3σ CL), whereas ν_1 alone cannot describe the results. The minimal fraction of superluminal neutrinos is found to be 18% (3σ). This minimal fraction challenges the hypothesis that only sterile neutrinos travel faster than the speed of light, such as by taking a shortcut through an extra dimension. It is also demonstrated that possible smearing effects in the proton waveform or in the extrapolation from neutrino to proton waveform do not change the OPERA results qualitatively.

^aEmail: winter@physik.uni-wuerzburg.de

1 Introduction

Recently, the OPERA collaboration has measured the muon neutrino velocity, and reported a difference between neutrino velocity and the speed of light $(v-c)/c = 2.48 \cdot 10^{-5}$ [1], which is compatible with an earlier MINOS result [2]. As far as the interpretation of this result is concerned, see Refs. [3–8] for general comments, Refs. [9–16] for theoretical ideas indicating Lorentz invariance violation and Ref. [17] for earlier constraints, Refs. [18–21] for ideas involving environment-dependent effects or new couplings, Refs. [22–27] for cosmological and astrophysical implications, and Ref. [28, 29] for the discussion of the analysis itself.

As one of the major observations, the OPERA results is obviously inconsistent with very stringent limits from SN1987A [30–32]. This implies either a relatively strong energy dependence of the effect causing the superluminal motion of the neutrinos, see, *e.g.*, Refs. [33, 34], or a flavor- or mass-eigenstate dependence, see Refs. [5, 8, 12, 16, 35, 36] for related discussions. A particular mass-eigenstate dependent case are sterile neutrinos taking a shortcut through an extra dimension [37–41], see also Ref. [42] for a similar approach. Note that the observation of neutrino oscillations is, in general, incompatible with the hypothesis that only some of the active states travel faster than the speed of light [43, 44], but this argument may not apply if only the sterile neutrinos are affected. In this note, we do not discuss the interplay with neutrino oscillations, but instead assume that the superluminal motion relates to one or more of the mass eigenstates, as it may be plausible for a tachyonic neutrino. We perform a simple re-analysis of the OPERA data, assuming that only a fraction X of the observed neutrinos are superluminal. In addition, we test the hypothesis if the signal may due to some additional smearing not accounted for in the analysis.

2 Neutrino propagation

The OPERA experiment is sensitive to $\nu_\mu \rightarrow \nu_\mu$, where the fraction of the mass eigenstate ν_i in ν_μ is $|U_{\mu i}|^2$. For the best-fit values from a recent global fit [45], $|U_{\mu 1}|^2 \simeq 0.14$, $|U_{\mu 2}|^2 \simeq 0.35$, and $|U_{\mu 3}|^2 \simeq 0.51$ if only active neutrinos exist, which means that mostly ν_3 are produced in the OPERA beam. Since only ν_μ are detected, the transition probability contains another factor of $|U_{\mu i}|^2$. For instance, if the propagation of the neutrinos were incoherent, one would have

$$P_{\mu\mu} = \sum_i |U_{\mu i}|^4 = \sum_{i=1}^3 |U_{\mu i}|^4 + \sum_{s, \text{sterile}} |U_{\mu s}|^4 \quad (1)$$

in the presence of active and sterile states. For the current best-fit values, $|U_{\mu 1}|^4 \simeq 0.02$, $|U_{\mu 2}|^4 \simeq 0.12$, and $|U_{\mu 3}|^4 \simeq 0.26$, which means that ν_3 clearly dominates. We assume that

the fraction X of the muon neutrinos detected in OPERA is superluminal, traveling with a common speed $(v - c)/c$, and the fraction $1 - X$ is subluminal, traveling roughly with light speed. The fraction X of superluminal neutrinos can, in the absence of oscillations, be written as (*cf.*, Eq. (1))

$$X \equiv \frac{\sum_{i, \text{superluminal}} |U_{\mu i}|^4}{\sum_{i, \text{subluminal}} |U_{\mu i}|^4 + \sum_{i, \text{superluminal}} |U_{\mu i}|^4}, \quad (2)$$

where, in general, all active and sterile states are summed over. If there are only active states, $X \simeq 0.05$ for (only) ν_1 superluminal, $X \simeq 0.30$ for (only) ν_2 superluminal, and $X \simeq 0.65$ for (only) ν_3 superluminal. If there are sterile states, for instance, a current short-baseline analysis of neutrinos oscillations [46] favors, in a 3+2 model, $|U_{\mu 4}| = 0.165$ and $|U_{\mu 5}| = 0.148$, which means that $|U_{\mu 4}|^4 + |U_{\mu 5}|^4 \simeq 0.0012$. Thus, if only the sterile states are superluminal, one has $X \simeq 0.003$ in this simple model. In general, however, larger values in the percent range are potentially not excluded, whereas values $X \gg 0.1$ are potentially inconsistent with other long-baseline disappearance data, see, *e.g.*, Ref. [47].

3 Method

The measurement of $(v - c)/c$ is based on the time delay δt of the actual arrival time of the neutrinos compared to the expected arrival time assuming speed of light propagation, where a number of known corrections are taken into account and subtracted in the original analysis. We have first reproduced the result ($\delta t = 60.7$ ns) from Ref. [1], where we have only considered the statistical error and their first extraction. We show in Fig. 1 the corresponding comparison of the measured neutrino interaction time distribution (data points) and our proton waveform function (shifted by 1048.5 ns, which includes a known 987.8 ns correction), reproduced from Ref. [1] within the error from the resolution of the figures. Our analysis uses a Gaussian χ^2 with a free normalization of the proton waveform to be fitted as another parameter. However, δt and the proton waveform normalization have turned out to be uncorrelated, which means that the normalization has been determined and fixed for the further analysis.

Our minimal χ^2 per d.o.f. is slightly larger (1.24) than the one of the OPERA analysis (1.06). We find that $\delta t = 0$ can be excluded at 5.5σ , roughly consistent with the OPERA result, and our statistical error is slightly larger (about 10 ns, compared to 7 ns in the original analysis). These differences are expected from our rough approximation of the proton waveform. We have also tested the impact of using more bins for the rising and falling edges of the the measured neutrino interaction time, without qualitative change.

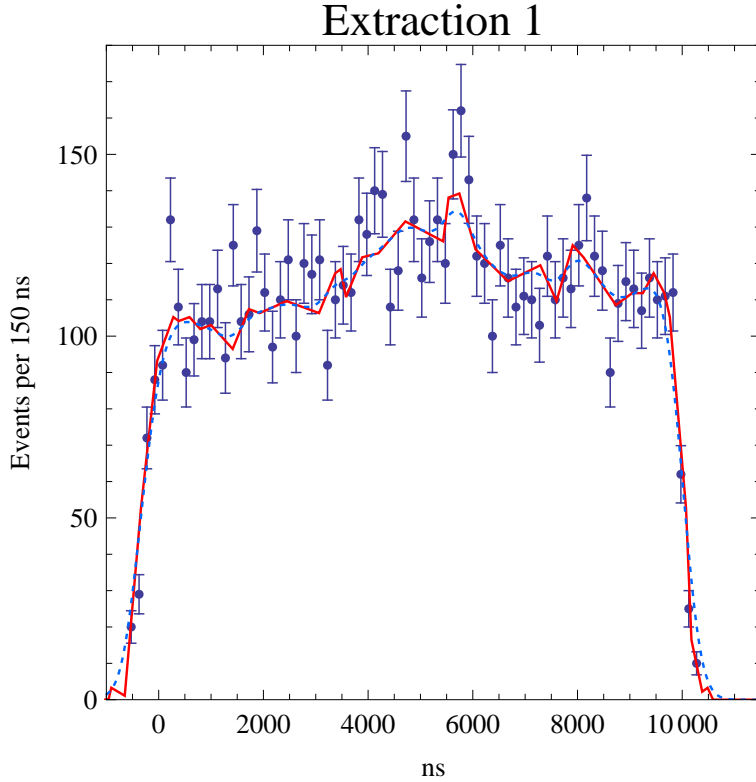


Figure 1: Comparison of the measured neutrino interaction time distribution (data points) and the best-fit of the proton waveform (shifted by 1048.5 ns; solid curve); figure reproduced from Ref. [1]. The dotted curve shows the proton waveform with a hypothetical (Gaussian) filter with a width of 200 ns applied.

Since we prefer a self-consistent picture, we base our analysis on the waveform in Fig. 1.

4 Fraction of superluminal neutrinos

We have assumed that a fraction X of the detected neutrinos travels superluminally, and a fraction $1 - X$ subluminally. We have first of all observed that a smaller X can be easily compensated for by a larger δt . This near-degeneracy comes from the approximate linearity of the proton waveform at the rising and falling edges (*cf.*, Fig. 1), which dominate the measurement. However, a too small value of X will lead to a change of the spectral shape of the pattern on top of the proton waveform, limiting the fraction X from below.

We show our main result in Fig. 2 as a combined fit of δt and X from the OPERA result (2 d.o.f.). The OPERA result corresponds to $X \equiv 1$, with the best-fit marked by the red (upper) dot. It corresponds to the case of all states superluminal. If $X < 1$, one can clearly see the degeneracy with δt , *i.e.*, larger δt can compensate for smaller X . In fact, the 5σ

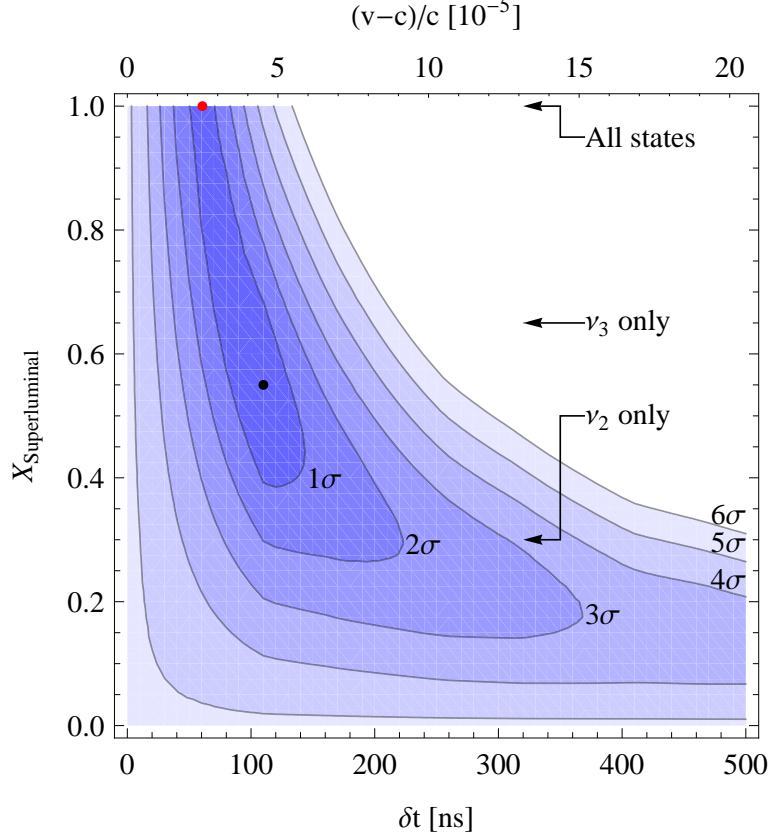


Figure 2: Combined fit of δt (or $(v - c)/c$, on upper horizontal axis) and X from the OPERA result (2 d.o.f.). Here only the statistical error is included. The fractions X expected from Eq. (2) for specific superluminal mass eigenstates (All states, ν_3 only, ν_2 only) are also shown. The OPERA result corresponds to $X \equiv 1$, with the best-fit marked by the red (upper) dot. The two-parameter best-fit is marked by the black (lower) dot.

contour extends to very large values of δt . This means that if X is marginalized over, δt can be hardly constrained from the above. However, it can be clearly seen that $\delta t = 0$ can be excluded for any X at 5σ , including the special case $\delta t = X = 0$. The best-fit is found at $\delta t = 110$ ns and $X = 0.55$, where the χ^2 is relatively flat for $X \gtrsim 0.4$. Therefore, only a lower bound for X can be determined, which is $X \gtrsim 0.18$ at 3σ (1 d.o.f., since projected on vertical axis).

As far as the interpretation of our result is concerned, let us focus on Eq. (2) first. It can be read off in this simplistic approach that the OPERA result is consistent with only ν_2 or ν_3 being superluminal (see arrow markers in figure), whereas only ν_1 can be excluded. Of course, also combinations of the states or even all three states could be superluminal. If only sterile neutrinos are superluminal, such as by shortcuts though an extra dimension, the corresponding fraction X has to be $X \gtrsim 0.18$ in order to be compatible with the results

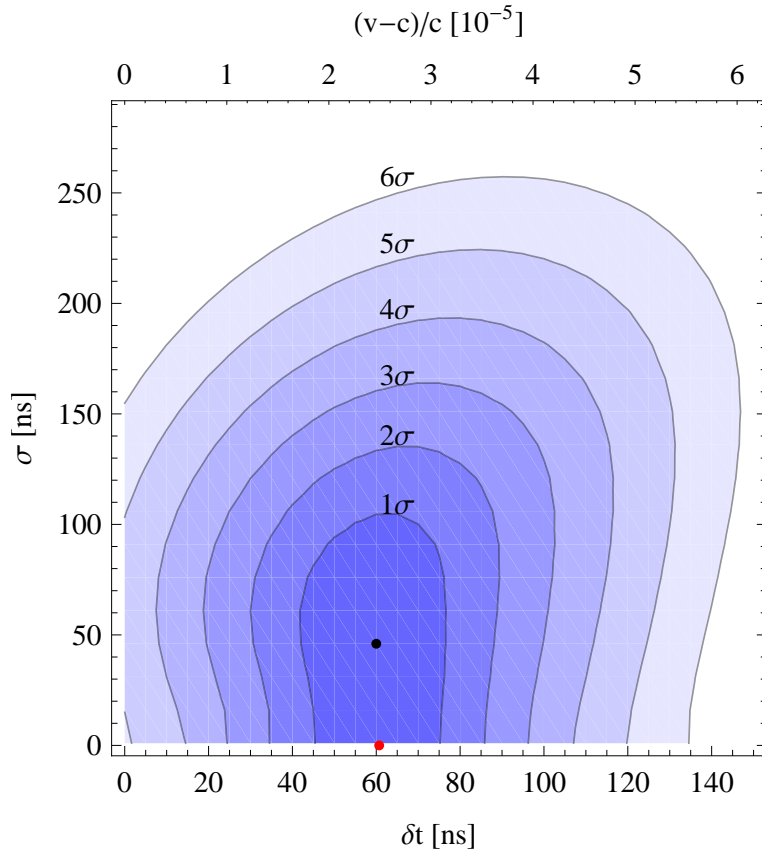


Figure 3: Combined fit of δt (or $(v-c)/c$, on upper horizontal axis) and a filter width σ from the OPERA result (2 d.o.f.). Here only the statistical error is included. The OPERA proton waveform corresponds to $\sigma \rightarrow 0$, with the best-fit marked by the red (lower) dot. The two-parameter best-fit is marked by the black (upper) dot.

at 3σ . Such a large contribution X of sterile neutrinos is, however, implausible with respect to other data. Therefore, theories including shortcuts of sterile neutrinos through extra dimensions can probably be ruled out – unless X in the detector is especially enhanced for the OPERA experiment parameters, and Eq. (2) is severely modified. With the information given above, it should be possible to constrain specific theories.

5 Gaussian averaging of proton waveform

In Ref. [29], it was speculated that an additional smearing effect, not accounted for in the original analysis, may cause a deformation of the rising and falling edges of the neutrino waveform compared to the proton waveform, or even be implied in the proton waveform if not too large. We assume that such a smearing could be Gaussian in the simplest case.

For example, the dotted curve in Fig. 1 shows a smeared proton waveform where Gaussian smearing with a width of 200 ns has been used. Obviously, this smearing deforms the rising and falling edges. However, it also deforms the spectral features on top of the proton waveform, which will eventually reduce the goodness of fit.

We leave the width σ of such a Gaussian smearing as a free variable and fit it together with δt in Fig. 3. As it can be read off from the figure, the best-fit δt hardly changes in the presence of a possible smearing, and $\sigma \simeq 50$ ns is preferred. A smearing larger than 250 ns can be excluded at 6σ , and $\delta t = 0$ can be excluded at 5σ (1 d.o.f., since projected on the horizontal axis). Therefore, because of the spectral features on top of the proton waveform, no qualitatively different conclusion is obtained from the one of the OPERA collaboration even in the presence of smearing.

6 Summary and conclusions

Assuming that only a fraction X of the neutrinos is superluminal, the best-fit is found to be at $X = 0.55$ with $\delta t = 110$ ns, corresponding to $(v - c)/c \simeq 4.5 \cdot 10^{-5}$. This result is in fact closer to the MINOS result than the original OPERA result. However, fractions $X \gtrsim 0.4$ are equally plausible. Most importantly, X can be limited from below $X \gtrsim 0.18$ (3σ), which means that superluminal sterile neutrinos, such as by shortcuts through an extra dimension, will be challenged. On the other hand, only ν_2 or ν_3 superluminal may be consistent with the OPERA data from the time of flight measurement. This result is, however, not compatible with neutrino oscillations. In conclusion, the most plausible scenario to describe the OPERA result, if correct, is that all eigenstates travel faster than the speed of light, whereas flavor- or mass-eigenstate approaches to reconcile the OPERA and MINOS with SN1987A and other data are not promising.

It has been also demonstrated that smearing effects in the proton waveform or in the extrapolation from the proton to the neutrino waveform do not change the qualitative picture.

Acknowledgments

I would like to acknowledge support from Deutsche Forschungsgemeinschaft, grant WI 2639/4-1.

References

- [1] OPERA Collaboration, T. Adam *et al.*, (2011), arXiv:1109.4897.

- [2] MINOS Collaboration, P. Adamson *et al.*, Phys.Rev. **D76**, 072005 (2007), arXiv:0706.0437.
- [3] J. Ciborowski and J. Rembielinski, (2011), arXiv:1109.5599.
- [4] R. Alicki, (2011), arXiv:1109.5727.
- [5] A. Drago, I. Masina, G. Pagliara, and R. Tripiccion, (2011), arXiv:1109.5917.
- [6] B. Koch, (2011), arXiv:1109.5721.
- [7] M. Matone, (2011), arXiv:1109.6631.
- [8] A. G. Cohen and S. L. Glashow, (2011), arXiv:1109.6562.
- [9] F. Tamburini and M. Laveder, (2011), arXiv:1109.5445.
- [10] F. Klinkhamer, (2011), arXiv:1109.5671.
- [11] F. Klinkhamer and G. Volovik, (2011), arXiv:1109.6624.
- [12] R. B. Mann and U. Sarkar, (2011), arXiv:1109.5749.
- [13] X.-J. Bi, P.-F. Yin, Z.-H. Yu, and Q. Yuan, (2011), arXiv:1109.6667.
- [14] Z. Lingli and B.-Q. Ma, (2011), arXiv:1109.6097.
- [15] J. Alexandre, J. Ellis, and N. E. Mavromatos, (2011), arXiv:1109.6296.
- [16] G. F. Giudice, S. Sibiryakov, and A. Strumia, (2011), arXiv:1109.5682.
- [17] J. R. Ellis, N. Harries, A. Mereaglia, A. Rubbia, and A. Sakharov, Phys.Rev. **D78**, 033013 (2008), arXiv:0805.0253.
- [18] G. Dvali and A. Vikman, (2011), arXiv:1109.5685.
- [19] A. Kehagias, (2011), arXiv:1109.6312.
- [20] P. Wang, H. Wu, and H. Yang, (2011), arXiv:1109.6930.
- [21] P. Wang, H. Wu, and H. Yang, (2011), arXiv:1110.0449.
- [22] D. Autiero, P. Migliozzi, and A. Russo, (2011), arXiv:1109.5378.
- [23] D. Fargion, (2011), arXiv:1109.5368.
- [24] S. Gardner, (2011), arXiv:1109.6520.

- [25] L. Gonzalez-Mestres, (2011), arXiv:1109.6630.
- [26] E. Ciuffoli, J. Evslin, J. Liu, and X. Zhang, (2011), arXiv:1109.6641.
- [27] R. Konoplya, (2011), arXiv:1109.6215.
- [28] C. R. Contaldi, (2011), arXiv:1109.6160.
- [29] J. Knobloch, (2011), arXiv:1110.0595.
- [30] KAMIOKANDE-II Collaboration, K. Hirata *et al.*, Phys.Rev.Lett. **58**, 1490 (1987).
- [31] R. Bionta *et al.*, Phys.Rev.Lett. **58**, 1494 (1987).
- [32] M. J. Longo, Phys.Rev. **D36**, 3276 (1987).
- [33] G. Amelino-Camelia *et al.*, (2011), arXiv:1109.5172.
- [34] G. Cacciapaglia, A. Deandrea, and L. Panizzi, (2011), arXiv:1109.4980.
- [35] M. Li and T. Wang, (2011), arXiv:1109.5924.
- [36] J. Magueijo, (2011), arXiv:1109.6055.
- [37] H. Päs, S. Pakvasa, and T. J. Weiler, Phys.Rev. **D72**, 095017 (2005), arXiv:hep-ph/0504096.
- [38] J. Dent, H. Päs, S. Pakvasa, and T. J. Weiler, (2007), arXiv:0710.2524.
- [39] S. Hollenberg, O. Micu, H. Päs, and T. J. Weiler, Phys.Rev. **D80**, 093005 (2009), arXiv:0906.0150.
- [40] A. Nicolaidis, (2011), arXiv:1109.6354.
- [41] S. Hannestad and M. S. Sloth, (2011), arXiv:1109.6282.
- [42] I. Y. Aref'eva and I. V. Volovich, (2011), arXiv:1110.0456.
- [43] S. R. Coleman and S. L. Glashow, Phys.Lett. **B405**, 249 (1997), arXiv:hep-ph/9703240.
- [44] S. R. Coleman and S. L. Glashow, Phys.Rev. **D59**, 116008 (1999), arXiv:hep-ph/9812418.
- [45] T. Schwetz, M. Tortola, and J. Valle, (2011), arXiv:1108.1376.
- [46] J. Kopp, M. Maltoni, and T. Schwetz, Phys.Rev.Lett. **107**, 091801 (2011), arXiv:1103.4570.

- [47] MINOS Collaboration, P. Adamson *et al.*, Phys.Rev.Lett. **107**, 011802 (2011), arXiv:1104.3922.