

The Average Projected Area Theorem – Generalization to Higher Dimensions

Zachary Slepian

November 13, 2012

1 Abstract

In 3-d the average projected area of a convex solid is $1/4$ the surface area, as Cauchy showed in the 19th century. In general, the ratio in n dimensions may be obtained from Cauchy's surface area formula, which is in turn a special case of Kubota's theorem. However, while these latter results are well-known to those working in integral geometry or the theory of convex bodies, the results are largely unknown to the physics community—so much so that even the 3- d result is sometimes said to have first been proven by an astronomer in the early 20th century! This is likely because the standard proofs in the mathematical literature are, by and large, couched in terms of concepts that are may not be familiar to many physicists. Therefore, in this work, we present a simple geometrical method of calculating the ratio of average projected area to surface area for convex bodies in arbitrary dimensions. We focus on a pedagogical, physically intuitive treatment that it is hoped will be useful to those in the physics community. We do discuss the mathematical background of the theorem as well, pointing those who may be interested to sources that offer the proofs that are standard in the fields of integral geometry and the theory of convex bodies. We also provide discussion of the applications of the theorem, especially noting that higher-dimensional ratios may be of use for constructing observational tests of string theory. Finally, we examine the limiting behavior of the ratio with the goal of offering intuition on its behavior by pointing out a suggestive connection with a well-known fact in statistics.

2 Introduction

It is well known that for an arbitrary convex solid in three dimensions, the average projected area is one-fourth the surface area. Perhaps less well-known is the story of how this theorem came to be known in the physics community. Karl Schwarzschild, a German astronomer primarily famous for his black hole solution to Einstein's general relativity, proved the theorem near the turn of the twentieth century. Perhaps due to his untimely death at forty-two in 1916, however, the

theorem was not well-known. So it remained for his son, astronomer Martin Schwarzschild, to prove the theorem after the second World War, unaware of his father's work (Knapp, personal communication).¹ One can only imagine his surprise to learn from a colleague that his father had already proved it decades earlier!

Meanwhile, the result in 2 and 3 dimensions had been well-known in the mathematics community since Cauchy's proof in works of 1841 and 1850. The result in arbitrary dimension is known as "Cauchy's surface area formula" for this reason, although he did not prove it for higher dimensions. But this was done by many others in the years following: Minkowski, Kubota, and Bonnesen all offer proofs (Bonnesen & Fenchel 1987; see also Webster 1994). Essentially, the result may be seen as a special case of Kubota's theorem (see Klain & Rota 1997, pp. 125-128; also Schneider 1993, pp. 295).

Klain & Rota present a so-called "mean projection formula" separately from Cauchy's surface area formula, and interpret the former as a form of Hadwiger's formula for compact convex sets (cf. pp. 94, 91, 125). The proofs used involve objects such as Grassmannian measures and Haar probability measures, which may be unfamiliar to many physicists. The proofs in Bonnesen & Fenchel (1987) and Eggleston (1958) are very similar to each other, and take a perhaps more elementary approach, but neither offers much intuition on why the formula holds. Schneider (1993) simply proves a general mean value formula for projections, points out that what he terms Kubota's integral recursion (Kubota's theorem in Klain & Rota) is a special case, and that a further specialization of the latter offers Cauchy's surface area formula. Schneider's approach involves integrating over the group of rotations, as well as so-called mixed volumes and quermassintegrals, and we expect these may also be unfamiliar to many physicists. Santalo's (1976) discussion is perhaps the most geometric and physically intuitive of the standard references, and that closest to our approach here. Again, though, certain elements of the proof that may not be obvious are asserted without further detail, and not much physical picture is provided to offer intuition as to why the formula holds.

Therefore, it is hoped that the present work, while not an original result, will be of use especially to those in the physics community who may have little background in integral geometry or the theory of convex bodies. With this in mind, we spend some words developing a physical picture corresponding to the theorem in $3-d$, and then generalize this picture to provide an intuitive proof in higher dimensions. We also discuss applications of the theorem, both in $3-d$ and in higher dimensions. Finally, we provide a simple formula for calculating the ratio of average projected area to surface area in n dimensions, and discuss the limiting behavior of this formula, both items unmentioned in the standard references discussed above.

¹The younger Schwarzschild is known in astronomy for his contributions to understanding stellar evolution, especially red giant stars.

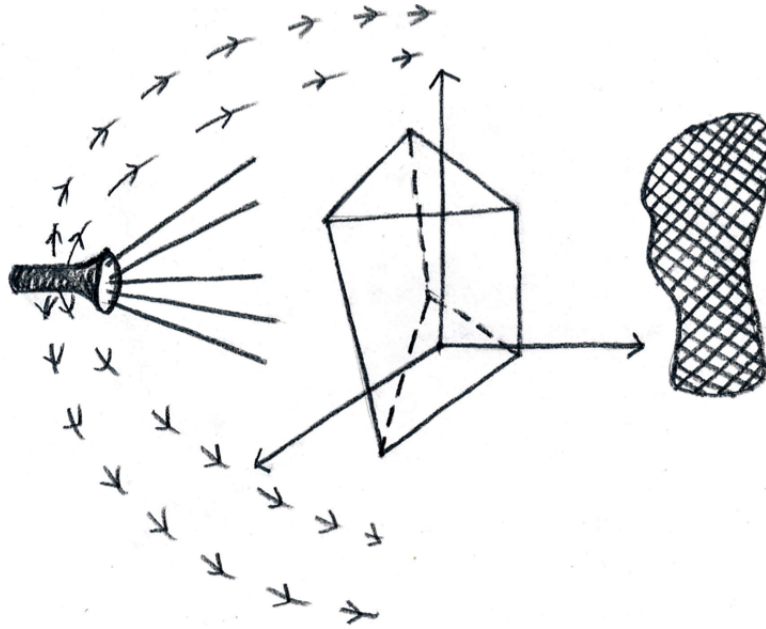


Figure 1: One may imagine the average projected area as the average shadow cast by the solid when the observer's position is varied through all possible orientations with respect to the solid. The arrowed, dashed lines indicate the flashlight/observer's changing its position; the hatched shape at right is one example of the shadow that would be cast.

3 Definition of problem

There are two equivalent, convenient ways to imagine average projected area. Consider an arbitrary convex solid in n dimensions. Now, hold the solid's position fixed, and shine a light beam behind it toward an observer in front of it. Vary the light beam's direction (and consequently the observer's location, since two points define a line and so the observer must move to see the solid's shadow) through all possibilities, measure the area of the shadow cast at each, and average (Figure 1). Alternatively, one may hold the light beam (and observer's) position fixed and rotate the solid through all possible orientations, keeping its spatial location fixed. Measure the shadows and average (Figure 2). Either method yields the same result – as one would expect, since they correspond to the same process but observed either in the rest frame of the solid or of the observer.

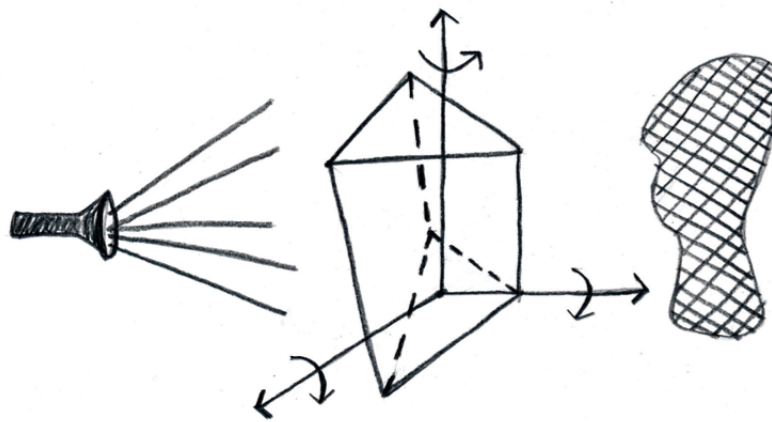


Figure 2: One may also imagine the average projected area as the average shadow cast by the solid when it is rotated through all possible orientations with respect to a fixed observer. The arrowed semi-circles on the coordinate axes indicate the solid's rotation; the hatched shape at right is one example of the shadow that would be cast.

4 Applications of the projected area theorem

Applications of the theorem are many. In astrophysics, dust is along the path light takes from distant stars or galaxies to us, and so extinguishes some of the light. The dust grains are irregularly shaped and oriented, so it is necessary to correct for their average extinction of the incoming light. This theorem provides the most convenient way to do so. The next step is complex numerical simulations; see e.g. Draine 2011.

The theorem also readily allows one to calculate the temperature of dust grains (or asteroids) illumined by a star (assuming the grains or asteroids are convex). The energy received by a dust grain is just proportional to its area as projected onto the light source’s: clearly, the grain cannot receive energy from any part of its surface not “visible” to the illumining star. However, the particle can radiate energy away proportionally to its surface area. Setting energy absorbed per unit time equal to energy radiated per unit time (i.e. the luminosities L_{abs} and L_{rad}) determines the equilibrium temperature:

$$L_{\text{rad}} = A_S \sigma_{\text{SB}} T_{\text{grain}}^4 = L_{\text{abs}} = \langle A_{\text{proj}} \rangle \sigma_{\text{SB}} T_*^4 \frac{4\pi R_*^2}{4\pi d^2} (1 - a). \quad (1)$$

A_S is the surface area of the grain, σ_{SB} the Stefan-Boltzmann constant, T_{grain} the grain temperature, $\langle A_{\text{proj}} \rangle$ the average projected area of the grain, T_* the star’s temperature, R_* the star’s radius, d the distance between the grain and the star, and a the albedo, a measure of how reflective of light the grain is (the higher a , the less energy the grain absorbs). Clearly, the ratio $\langle A_{\text{proj}} \rangle / A_S$, is required to calculate the temperature of the grain.

The average projected area theorem also has more terrestrial applications. It is a starting point for determining the 3-d shape of micro-particles using a 2-d map of their projected areas (see Vickers & Brown 2001, Brown et al. 2005). The theorem has military applications as well: Saucier (2000) uses it in discussion of simulating debris fragments behind armor and characterizing the penetration potential of projectiles. Further, it is a useful approximation when considering particle transport in 3-d; see Glassner 1995. The theorem also appears as a step in estimating the sphericity of fruits and of polymer beads in gels; see e.g. Houston 1957 and Nussinovitch 2010. Finally, the theorem has applications in ray tracing for computer graphics (Hanrahan 2000).

More speculatively, it is possible that measurements of the ratio of average projected area to surface area might offer insight on the number of dimensions in which we live. String theory suggests there may be 9 (supersymmetric theories), 10 (M-theory), or 25 spatial dimensions (bosonic string theory); for reviews, see Kiritsis 1998, Polchinski 1998, or Schwarz 2000. However, in string theory these extra dimensions are often constrained to be on very small scales – for instance, in Kaluza-Klein theory, the extra dimension must be smaller than 10^{-16} cm (Yagi et al. 2011), and in Randall-Sundrum models (4 spatial dimensions, see Randall & Sundrum 1999 I and II), constraints are on the order of micro (10^{-6}) meters (Kapner et al. 2007). Constraining extra spatial dimensions using this theorem might also be challenging because in string theory, electromagnetic

waves propagate through the usual 3 dimensions; it is only gravitational effects that are hypothesized to propagate in extra dimensions, as this would resolve the so-called hierarchy problem by explaining why gravity is very much weaker than electromagnetism. Thus, it would be necessary to find applications in which the gravitational wave emission or absorption of an object depended on its average projected area.

5 Plan of what follows

The main purpose of this paper is to give an intuitive, geometric proof of the generalization of this theorem to higher-dimensional convex solids and obtain an expression for $\langle A_{proj} \rangle / A_S$ in arbitrary dimensions. A second goal will be to consider and offer intuition for the limiting behavior of this ratio as a function of dimension.

The plan of what follows is thus. I begin by proving the theorem in 3-d for completeness, though this result may be found elsewhere, e.g. in Hildebrand 1942. We then present a geometric method for computing the ratio of average projected area to surface area as a function of the dimension of the space (§7), provide a table of values, and examine the limit of the ratio as the dimension becomes infinite (§8). We conclude by presenting a simple recursion relation for the ratio between two consecutive dimensions and supplying an explicit formula for the ratio in terms of elementary operations.

6 Proof in 3-d

Consider on an arbitrary convex solid an infinitesimal unit of surface area dA . Define \vec{dA} as the unit vector normal to the surface. Now consider a sphere of unit radius centered on the solid. Consider an observer at a point on this sphere's surface, and let the observer's location define a hemisphere with its apex at their location. If the vector \vec{dA} points such that it intersects this hemisphere, then the observer will see it. Since this hemisphere's position is uncorrelated with the direction of \vec{dA} for an arbitrary unit of surface area dA , on average \vec{dA} will point into the observer's hemisphere half the time.

Now restrict attention to the case where \vec{dA} points into the observer's hemisphere. Consider the projection of \vec{dA} along the line of sight from the surface to the observer. Denote the angle between \vec{dA} and the line of sight by θ , and note that because we have restricted ourselves to a hemisphere, θ runs from zero to $\pi/2$.

We wish to integrate $\cos \theta$ to find its average value, as $\cos \theta$ gives the projection of \vec{dA} onto the line of sight:

$$\langle \vec{dA} \cdot \hat{z} \rangle = \int_0^{\pi/2} \cos \theta \sin \theta d\theta = \frac{1}{2}. \quad (2)$$

Notice that this integral is simply the differential projection of the solid's

face onto the hemisphere at whose apex the observer sits, normalized by the hemisphere's surface area.

Here, the intuitive picture is that the orientation of the solid's face is changing while the observer's position is held fixed. In this picture, we are in the observer's rest frame. As noted §5, it is equivalent to consider the solid's face fixed and vary the observer's position with respect to it—i.e. to work in the solid's rest frame. The only quantity of physical significance is the relative angle between the line of sight and the oriented unit area vector \vec{dA} .

Recalling the additional factor of $1/2$ because \vec{dA} only points into the observer's hemisphere half the time, and integrating over the solid's surface, we find

$$\langle A_{\text{proj, 3-d}} \rangle = \int_S \langle \vec{dA} \cdot \hat{z} \rangle dS = \frac{1}{4} A_S, \quad (3)$$

with S denoting an integral over the solid's surface and A_S the solid's surface area.

Note that, consonant with our comments above, though we derived equation (2) in the rest frame of the observer, working in the rest frame of the solid will prove more fruitful for generalizing the theorem to higher dimensions. For notice that, in this picture, as the observer's position varies (at fixed distance from the origin), it traces out a hemisphere. Hence we simply require the normalized projection of the solid's face onto this hemisphere. But since the projection operator is commutative, this is just the projection of the hemisphere onto the solid's face. This latter is simply a disc bounded by the circle produced where the hemisphere intersects the solid's face.

7 Proof of method for higher dimensions

As noted in §6, considering the rest frame of the solid's face and projecting onto the hemisphere defined by the different possible orientations of an observer at fixed distance from the origin is a fruitful way to calculate the average projected area. As also noted, this projection is easily evaluated by finding the normalized projection of the hemisphere onto the solid's face. Both points also hold in arbitrary higher dimensions.

In higher dimensions, one simply considers the hyperhemisphere generated by varying the observer's orientation (at fixed distance from the origin) with respect to the face of the solid under consideration, and calculates the normalized projection of the solid's hypersurface onto it. This is equal to the normalized projection of the hyperhemisphere onto the hypersurface bounding it. Now, the projection of a hyperhemisphere of dimension d onto the bounding hypersurface in d dimensions is simply the hypersphere of dimension $d - 1$. Hence

$$\langle dA_{\text{proj, } d} \rangle = \frac{V_{d-1}}{2S_{\text{H, } d}}, \quad (4)$$

with V_{d-1} the volume of the unit hypersphere of dimension $d - 1$ and $S_{H, d}$ its surface area. The factor of $1/2$ comes from the fact that $d\vec{A}$ only points into the observer's hemisphere half the time.

8 Calculation in higher dimensions

Here, we use the observation of the previous section to derive the analog of equation (3) for dimensions other than 3. As equation (4) shows, the differential average projected area of a d -dimensional convex solid is just the volume of the unit $d-1$ -sphere normalized by double the surface area of the unit d -hemisphere. Hence we seek the factor $k(d)$ relating $\langle A_{\text{proj}, d} \rangle$ to A_S , the surface area of the convex solid. As we will see below, it is just V_{d-1}/S_d , where V_{d-1} is the volume of the unit $d-1$ -sphere and S_d is the surface area of the unit d -sphere. We have

$$\langle A_{\text{proj}, d} \rangle = \int_S \langle dA_{\text{proj}, d} \rangle dS = \frac{V_{d-1}}{S_d} A_S = k(d) A_S, \quad (5)$$

where the second equality is from using equation (4) for $\langle dA_{\text{proj}, d} \rangle$ and replacing $2S_{H, d}$ with S_d . The result is easily verified for 3-d: with $d = 3$, $V_{d-1} = V_2 = \pi$ and $S_d = 4\pi$.

Now, for a sphere,

$$V_{d-1} = \frac{S_{d-1}}{d-1}, \quad (6)$$

and

$$S_{d-1} = \frac{2\pi^{d/2-1/2}}{\Gamma(\frac{1}{2}d - \frac{1}{2})} = \frac{1}{M_d \sqrt{\pi}} S_d \quad (7)$$

(Hypersphere, Wolfram), where we have defined

$$M_d = \frac{\Gamma(\frac{1}{2}(d-1))}{\Gamma(\frac{1}{2}d)}. \quad (8)$$

We can thus see that

$$k(d) = \frac{1}{\sqrt{\pi}(d-1)M_d}. \quad (9)$$

Equation (9) is easily evaluated; we provide a table of the first thirty-two values, as well as a plot illustrating the monotonic decrease in $k(d)$. For large d , $k \propto 1/\sqrt{d}$, as we show by a series expansion (equation (10)). This is a suggestive result, as it recalls the theorem in statistics that the standard deviation σ of a set of measurements falls as $1/\sqrt{N}$ for N measurements. One may make this connection explicit by considering N identical free particles moving in 3 spatial dimensions and examining the point set defined by the tip of each particle's velocity vector. Connecting this point set results in a 3 dimensional convex solid. One may now consider the area of a face of this solid. From dimensional

analysis, it must be proportional to the square of the separation between the vectors corresponding to the particles' whose coordinates define the face. This separation is simply σ , with σ the standard deviation of the velocity distribution from which the particles were drawn. Thus the area of a face is proportional to σ^2 . Now, there will be of order N faces of the solid, so by equipartition arguments, on average the area of one face will be a fraction $1/N$ of the surface area. Therefore we see that $\sigma \propto 1/\sqrt{N}$. This gives some intuition for the connection between the fact in statistics that $\sigma \propto 1/\sqrt{N}$ and the fact that, in many dimensions d , which one may interpret as describing a many (N) particle system with $d = N$, the ratio of average projected area to surface area also falls with $1/\sqrt{d}$.

Table 1: Ratio of average projected area to surface area ($k(d)$) as a function of dimension d

d	$k(d)$	d	$k(d)$
2	.318	18	.095
3	.250	19	.093
4	.212	20	.090
5	.1875	21	.088
6	.170	22	.086
7	.156	23	.084
8	.146	24	.082
9	.137	25	.081
10	.129	26	.079
11	.123	27	.077
12	.118	28	.076
13	.113	29	.075
14	.109	30	.073
15	.105	31	.072
16	.101	32	.071
17	.098	33	.070

Finally, it is interesting to consider the limiting behavior of $k(d)$ as d tends to infinity. As might be intuited from the plot, $k(d) \rightarrow 0$ as $d \rightarrow \infty$. This follows immediately from the series for $k(d)$ about $d = \infty$, with $x \equiv 1/d$:

$$k(d) = \frac{1}{\sqrt{2\pi}} \left\{ x^{1/2} + \frac{x^{3/2}}{4} + \frac{x^{5/2}}{32} - \frac{5x^{7/2}}{128} - \frac{21x^{9/2}}{2048} + \mathcal{O}\left(x^{11/2}\right) \right\}. \quad (10)$$

This series is accurate to one part in ten thousand for d as low as five.

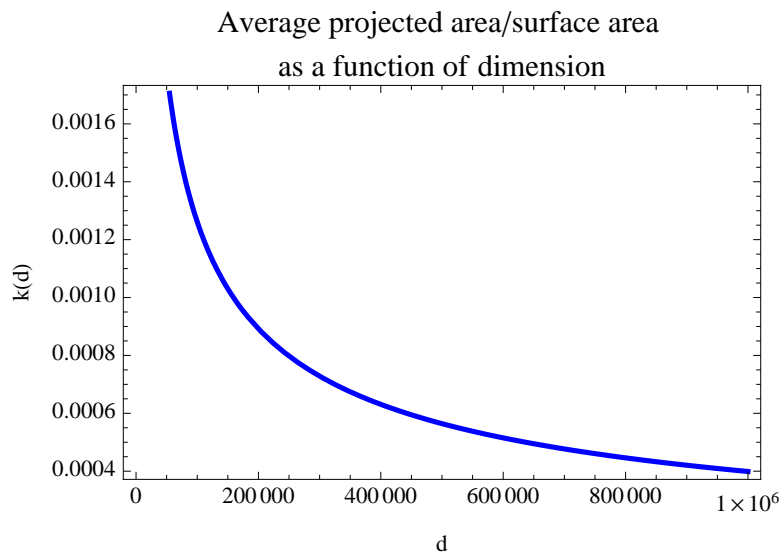


Figure 3: This plot shows the monotonic decrease in $k(d)$ with increasing d ; to leading order $k(d) \propto 1/\sqrt{d}$, as equation (10) indicates.

9 Recursion relation and explicit formula for $k(d)$

There exists a simple recursion relation for $k(d+1)$ in terms of $k(d)$. Observe that

$$M_d M_{d+1} = \frac{\Gamma(y)}{\Gamma(y+1)}, \quad (11)$$

where $y = \frac{1}{2}(d-1)$ and M_d is defined by equation (8). Using the identity that $\Gamma(1+y) = y\Gamma(y)$, we have

$$M_d M_{d+1} = \frac{2}{d-1}. \quad (12)$$

Using equation (9) in the above to relate $k(d)$ and $k(d+1)$ to, respectively, $M(d)$ and $M(d+1)$, we find

$$k(d+1) = \frac{1}{2\pi d k(d)}. \quad (13)$$

It is easily verified that, beginning with $k(3) = 1/4$, this formula reproduces the results of equation (9) as given in Table 1.

Using the recursion (equation (13)) and anchoring it at $k(2) = 1/\pi$ allows derivation of an explicit formula for $k(d)$, $d > 2$:

$$k(d) = \frac{1}{2} \prod_{n=0}^{(d-3)/2} \frac{2n+1}{2n+2}, \quad d \text{ odd} \quad (14)$$

and

$$k(d) = \frac{1}{\pi} \prod_{n=0}^{(d-4)/2} \frac{2n+2}{2n+3}, \quad d \text{ even}. \quad (15)$$

10 Acknowledgements

I thank G. Knapp, J.R. Gott, and J. Pardon for useful discussion during the course of this work, and D. Yang and M. Reitzner for useful correspondence.

11 References

Brown D.J., Vickers G.T., Collier A.P., & Reynolds G.K., 2005, Chemical Engineering Science, vol. 60, issue 1, p. 289.

Cauchy, A., 1841, Note sur divers theoremes relatifs a la rectification des courbes et a la quadrature des surfaces, C.R. Acad. Sci., Paris, vol. 13, pp. 1060-1065.

- Cauchy, A., 1850, Memoire sur la rectification des courbes et la quadrature des surfaces courbes. Mem. Acad. Sci. Paris vol. 22, 1850, pp 3ff.
- Draine B., 2011, Physics of the Interstellar and Intergalactic Medium. Princeton University Press, Princeton.
- Eggleston H., 1958, Convexity. Cambridge University Press, New York.
- Gamma Function, 2011, Wolfram MathWorld, <http://mathworld.wolfram.com/GammaFunction.html>
- Gardner R.J., 2006, Geometric Tomography (2nd Ed.). Cambridge University Press, New York.
- Glassner A.S., 1995, Principles of digital image synthesis, vol. 2, p. 601.
- Gruber P., 2007, Convex and Discrete Geometry. Springer Verlag, New York.
- Hanrahan P., 2000, CS348B Lecture 8, <http://graphics.stanford.edu/courses/cs348b-00/lectures/lecture03/raytracingII.pdf.gz>.
- Hildebrand R.H., 1983, Royal Astron. Soc. Quart. Jrn. V.24, No. 3, p. 267, <http://articles.adsabs.harvard.edu//full/1983QJRAS..24..267H/0000282.000.html>
- Houston R.K., 1957, Agric. Eng. 39: 856-858.
- Hypersphere, 2011, Wolfram MathWorld, <http://mathworld.wolfram.com/Hypersphere.html>
- Kapner D. J., Cook T. S., Adelberger E. G., Gundlach J. H., Heckel B. R., Hoyle C. D., & Swanson H. E., 2007, Phys. Rev. Lett. 98, 021101
- Kiritzis E., 1998, arXiv: hep-th/9709062v2
- Klain D. & Rota G.-C., 1997, Introduction to Geometric Probability, Cambridge University Press, New York.
- Knapp, G.R., 2011, personal correspondence
- Nussinovitch A., 2010, Polymer Macro- and Micro-Gel Beads: Fundamentals and Applications. Springer, New York, p. 15.
- Polchinski J., 1998, "String theory. Vol. 1 and 2," Cambridge, UK: Univ. Pr.
- Projection, 2011, Wolfram MathWorld, <http://mathworld.wolfram.com/Projection.html>
- Randall L. & Sundrum R., 1999, Phys. Rev. Lett. 83, 3370. (I)
- Randall L. & Sundrum R., 1999, Phys. Rev. Lett. 83, 4690. (II)
- Santalo L., 1976, Integral Geometry and Geometric Probability. Addison-Wesley, Reading, MA.
- Saucier R., 2000, Shape Factor of a Randomly Oriented Cylinder, ARL-TR-2269.
- Schneider R., 1993, Convex Bodies: The Brunn-Minkowski Theory, Cambridge University Press, New York.
- Schwarz J.H., 2000, arXiv: hep-ex/0008017
- Vickers G.T. & Brown D..J., 2001, Proc. R. Soc. Lond. A, 457, 283-306.
- Webster R., 1994, Convexity. Oxford University Press, New York.
- Yagi K., Tanahashi N., & Tanaka T., 2011, Phys.Rev.D83: 084036.