

Sulphur in the metal poor globular cluster NGC 6397 [★]

Andreas Koch, and Elisabetta Caffau

Landessternwarte, Zentrum für Astronomie der Universität Heidelberg, Königstuhl 12, 69117 Heidelberg, Germany

ABSTRACT

Sulphur (S) is a non-refractory α -element that is not locked into dust grains in the interstellar medium. Thus no correction to the measured, interstellar sulphur abundance is needed and it can be readily compared to the S content in stellar photospheres. Here we present the first measurement of sulphur in the metal poor globular cluster (GC) NGC 6397, as detected in a MIKE/Magellan high signal-to-noise, high-resolution spectrum of one red giant star. While abundance ratios of sulphur are available for a larger number of Galactic stars down to an $[\text{Fe}/\text{H}]$ of ~ -3.5 dex, no measurements in globular clusters more metal poor than -1.5 dex have been reported so far. We find a NLTE, 3-D abundance ratio of $[\text{S}/\text{Fe}] = +0.52 \pm 0.20$ (stat.) ± 0.08 (sys.), based on the S I, Multiplet 1 line at 9212.8 Å. This value is consistent with a Galactic halo plateau as typical of other α -elements in GCs and field stars, but we cannot rule out its membership with a second branch of increasing $[\text{S}/\text{Fe}]$ with decreasing $[\text{Fe}/\text{H}]$, claimed in the literature, which leads to a large scatter at metallicities around -2 dex. The $[\text{S}/\text{Mg}]$ and $[\text{S}/\text{Ca}]$ ratios in this star are compatible with a Solar value to within the (large) uncertainties. Despite the very large scatter in these ratios across Galactic stars between literature samples, this indicates that sulphur traces the chemical imprints of the other α -elements in metal poor GCs. Combined with its moderate sodium abundance ($[\text{S}/\text{Na}]_{\text{NLTE}}=0.48$), the $[\text{S}/\text{Fe}]$ ratio in this GC extends a global, positive S-Na correlation that is not seen in field stars and might indicate that proton-capture reactions contributed to the production of sulphur in the (metal poor) early GC environments.

Key words. Stars: abundances — stars: Population II — nuclear reactions, nucleosynthesis, abundances — Galaxy: evolution — Globular Clusters: individual (NGC 6397)

1. Introduction

The early chemical evolution of any stellar system is very efficiently traced by the chemical element distributions of the α -elements (O, Ne, Mg, Si, S, Ar, Ca, and possibly Ti): these are produced in massive stars and dispersed into the interstellar medium (ISM) by supernovae (SNe) of type II on time scales much shorter than other reference elements like those of the iron group. In particular, the $[\alpha/\text{Fe}]$ ratio has been adopted as a clear descriptor of the chemical evolutionary history of the Galaxy. While O, Mg, Si, Ca, and Ti are generally readily measurable in Galactic disk and halo stars, sulphur has always been the *enfant terrible* in stellar chemical abundance analyses due to the difficult measurability of its weak absorption lines, the strongest of which lie in the (near-) infrared and are often affected by contamination from telluric lines. On the other hand, as the volatile element S is not depleted onto dust it has been accurately determined in a number of damped Lyman α -absorbers. This allows for a straightforward chemical tagging of the ISM in those gas-rich, early-type objects and therefore permits us to draw a chemical parallel with the early Galactic matter.

Unfortunately, the findings regarding the $[\text{S}/\text{Fe}]$ ratio in Galactic halo stars in the literature are ambiguous: while Israelian & Rebolo (2001) and Takada-Hidai et al. (2002) report on a linear rise of this abundance ratio towards lower metallicities, below $[\text{Fe}/\text{H}] < -1$ dex, this is not confirmed in the works by Ryde & Lambert (2004), Nissen et al. (2004, 2007), Spite et al. (2011), and Jönsson et al. (2011). Those data rather indicate a uniform enhancement to a plateau value of 0.35 dex after

a strong increase between Solar metallicities down to -1 – in accord with the canonical distribution of the α -elements in the metal poor Galactic halo. Finally, Caffau et al. (2005a) note the possibility of a bimodality in $[\text{S}/\text{Fe}]$, branching at an $[\text{Fe}/\text{H}]$ below -1.1 dex, or at least an increase in the scatter, where one fifth of their sample exhibits high values of $[\text{S}/\text{Fe}]$ above the plateau. Likewise, Takeda & Takada-Hidai (2011) note a complicated behavior, in which a local plateau contrasts a “discontinuous jump” of the S/Fe ratio at low metallicities.

A constant abundance with metallicity is easy to reconcile with the notion that sulphur, as an α -element, is produced like Si and Ca from O-burning during the explosive SN phase with a hydrostatic contribution (Limongi & Chieffi 2003). Thus it should also follow the same abundance trends like these elements (see also Fulbright et al. 2007; Koch & McWilliam 2010, 2011; hereafter KM11). In contrast, high S/Fe ratios at low metallicities require alternative enrichment and mixing scenarios incorporating nucleosynthesis in massive ($\sim 100 M_{\odot}$) hypernovae (e.g., Nakamura et al. 2001) or a fast and efficient mixing of volatile SNe ejecta into the ISM relative to other (iron peak and refractory α) elements (e.g., Ramaty et al. 2000).

Since Spite et al. (2011) remark that it is “unclear whether S-rich stars [i.e., $[\text{S}/\text{Fe}] > +0.7$] exist with metallicities in the interval $-2.5 < [\text{Fe}/\text{H}] < -1.1$ ”, it appears crucial to bolster the Galactic sulphur-scale by detailed studies of its Globular clusters (GCs) as they pose important tracers of the earliest enrichment phases of the Galaxy. However, S-abundances have been investigated in only three GCs to date (Caffau et al. 2005b; Sbordone et al. 2009), out of which the Sagittarius cluster Terzan 7 is not even a typical representative of the genuine Milky Way population. Furthermore, the observed light element variations in GCs (Gratton et al. 2004) and the presence of multiple stellar populations, likely coupled with variations in their α -element content

Send offprint requests to: A. Koch e-mail: akoch@lsw.uni-heidelberg.de

[★] This paper includes data gathered with the 6.5 meter Magellan Telescopes located at Las Campanas Observatory, Chile.

(Lee et al. 2009), emphasize the need to explore whether any such inhomogeneities also hold for sulphur, as suggested for the metal rich GC 47 Tuc (Koch & McWilliam 2008; Sbordone et al. 2009).

In this Letter we take a first step towards such studies by reporting on the first measurement of a sulphur abundance ratio in one star of the metal poor ($[\text{Fe I/H}] = -2.1$; KM11) GC NGC 6397, which is a close and well studied, archetypical Galactic halo GC (e.g., Richer et al. 2008; Lind et al. 2011; KM11, and references therein). In §2 we present the data set and the derivation of the abundance ratio and its corrections, before discussing the results in the light of Galactic sulphur production in §3.

2. Data and Analysis

The spectra for the red giant #13414 were presented in KM11 and are based on observations with the Magellan Inamori Kyocera Echelle (MIKE) spectrograph at the 6.5-m Magellan2/Clay Telescope, yielding very high signal-to-noise (S/N) ratios. This target is the only of the sample to comprise the reddest echelle order containing suitable and/or uncontaminated S I-lines (Sect. 2.1).

During the observing run in June 2005 also a few telluric standards were included, but none was exposed at identical air-mass to the GC star, prohibiting a perfect elimination of the copious telluric absorption features (chiefly water vapor) in the near-infrared. However, the spectra, shown in Fig. 1, are still suitable for measurements of the uncontaminated line at 9212.8Å.

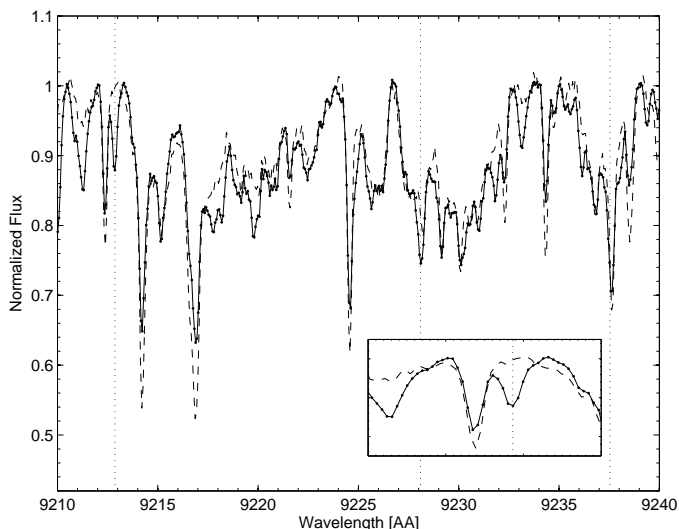


Fig. 1. Spectrum of star #13414 (solid line) and the telluric standard HR 3090 (dashed line). Vertical lines indicate the rest wavelengths of Multiplet 1, while the inset highlights the region around the bluest of those lines at 9212.863Å that we used for EW measurements.

2.1. Line data and measurements

Here we derive a sulphur abundance based on the 9212.863Å-line of the multiplet 1. Unfortunately, the giant's relative radial velocity of 14.6 km s^{-1} shifts the other two multiplet lines at

9228.90, 9237.54Å square on top of telluric lines, rendering the contamination too large to derive a meaningful result from those transitions. Likewise, all other multiplets commonly used in the analyses of solar metallicity or slightly metal-poor stars, such as Mult. 8 at 6750Å or Mult. 6 at 8694Å, are too weak in the metal poor GC star and undetectable even in our high S/N ratio spectra, as verified by spectral synthesis.

In practice, we determined the sulphur abundance by measuring the equivalent width (EW) of the S I-line at 9212.8Å; using a Gaussian fit in IRAF's *splot* task yields an EW of 41 mÅ. At the strength of the feature and since this line is largely unaffected by the wing of the Paschen ζ line at 9229.0Å, an EW analysis is expected to return reliable results. Although molecules have a non-negligible contribution to the opacities in cool stars like #13414, the S I line at 9212.8Å in our metal poor target is unaffected by adjacent (chiefly CN) molecular features, as we also verified by computing a synthetic spectrum with and without the sulphur line. For this particular transition, several oscillator strengths are found in the literature, spanning the range of $\log gf = 0.38$ to 0.47 (Lambert & Warner 1968; Ryde & Lambert 2004; see Table 1 in Caffau et al. 2005a). Here we adopt the value of 0.42 (Wiese et al. 1969) together with an excitation potential of 6.525 eV. At our observed EW of 41 mÅ, the exact choice of $\log gf$, however, introduces a mere 1σ scatter of 0.04 dex.

As in KM11, we assigned this star with a model atmosphere based on the Kurucz LTE atmosphere grid¹ without convective overshoot, using α -enhanced opacity distributions AODFNEW (Castelli & Kurucz 2003)². Furthermore, we used the stellar parameters derived by KM11 of ($T_{\text{eff}} = 4124 \text{ K}$, $\log g = 0.29$, $\xi = 1.74 \text{ km s}^{-1}$, $[\text{M/H}] = [\text{Fe I/H}] = -2.14 \text{ dex}$) and performed our syntheses and abundance computations with the *synth* and *abfind* drivers of the 2010 version of the MOOG code (Sneden 1973).

2.2. Abundance errors and corrections

The signal-to-noise (S/N) ratios around the S I-9212.8Å line in the red giant and the telluric standard, at 530 and 250 per pixel, are very high and we can safely neglect any EW measurement error based on the noise component. Strong telluric absorption and the presence of many, albeit weak, molecular features in this near-infrared region renders continuum placement difficult across the entire order and thus provides the dominant contribution to the random uncertainty. The narrow window around the actual line can be estimated reasonably well and a 1% continuum uncertainty propagates into an EW error of $\pm 6 \text{ mÅ}$. Likewise, the adjacent telluric line at 9212.4Å is easily subtractable, leaving a residual contamination of no larger than 3 mÅ. Finally, we note the possible blending with a weak Fe I line at 9212.97, the predicted EW of which, however, is not in excess of 1.2 mÅ at the stellar parameters of #13414. Adopting a conservative EW error of 10 mÅ as a combination of these effects then translates into a 1σ random error on $[\text{S/Fe}]$ of 0.20 dex.

To quantify the systematic errors on our abundance ratio, we perform a standard error analysis in analogy to KM11, using the giant's stellar parameters and the variations thereof. We thus find sensitivities to ($T_{\text{eff}} \pm 50 \text{ K}$, $\log g \pm 0.2$, $\xi \pm 0.1 \text{ km s}^{-1}$, $[\text{M/H}] \pm 0.1 \text{ dex}$, ODF^3) of (± 0.09 , ± 0.08 , ∓ 0.02 , ± 0.02 , -0.09) dex, which we interpolate to the actual stellar parameter uncertainties set in

¹ <http://kurucz.harvard.edu>

² <http://wwwuser.oat.ts.astro.it/castelli>

³ Uncertainty based on the use of α -enhanced versus Solar-scaled opacity distributions; see KM11.

KM11. Adding these in quadrature leads to an upper limit of the total, systematic uncertainty of 0.08 dex with the dominant contribution stemming from the effective temperature scale.

In the following we discuss several corrections that need to be considered for an accurate description of our abundance results. A summary of these results and corrective terms is given in Table 1.

2.2.1. Non-LTE

The formation of the SI multiplet lines is affected by departures from Local Thermodynamic Equilibrium (NLTE). While all the available grids of NLTE corrections in the literature as well as observations of sulphur in red giants only extend to stars warmer than ~ 4500 K, those results suggest that such effects in the cooler giants tend to be small (e.g., Takada-Hidai et al. 2002; Takeda et al. 2005; Spite et al. 2011). These results are, however, dependent on the adopted cross section of hydrogen collisions, S_H . While the majority of abundance studies either fully neglects NLTE corrections or assumes a standard value of $S_H=1$, recent empirical studies lean towards lower efficiencies around $S_H=0.01$ (Mashonkina et al. 2011), which lead to significantly larger corrections (Table 1; in the sense of NLTE–LTE), both in S and Fe.

The main objective of this work is to place NGC 6397 in the context of the Galactic chemical evolution of S and to address the role of a possibly bimodal distribution by comparison with all available literature sources. Unfortunately, a homogeneous sample is difficult to obtain, since different studies use different NLTE prescriptions (based on the used multiplets and stellar type) and not every work uses corrected Fe abundances, neither. Therefore, in order to maintain a decent level of homogeneity we show in Fig. 2 the 1D-LTE value *and* our corrected estimate, based on $S_H=1$ as found in the majority of literature S-abundance studies.

2.2.2. 3-D

The effects of 3-dimensional (3-D) atmosphere corrections were obtained by comparison with the data of Spite et al. (2011; in turn based on the calculations of Caffau et al. 2011a); these imply an upward correction to $\log \varepsilon(\text{S})$ of 0.07 dex that is valid over a broader temperature range for giants.

For the case of iron there are no suitable 3-D computations available in the literature. For an order of magnitude estimate, we consulted the models of Dobrovolskas et al. (2010), which are, however, only provided for a ($T_{\text{eff}}=5000\text{K}$; $\log g=2.5$) atmosphere. Applying the corrections for the $[\text{M}/\text{H}]=-2$ case to the Fe I line list of KM11 (as a function of excitation potential) we find a 3-D correction, $\Delta_{3\text{D}}=\log \varepsilon(3\text{-D})-\log \varepsilon(1\text{-D})$, of -0.05 dex on average. However, the *mean corrected iron abundance ratio*, accounting for the random scatter in the line-by-line (differential) abundances, does not change upon the switch from 1-D to three-dimensional models. These line-by-line corrections will, however, induce changes of the excitation equilibrium and therefore cause changes in our adopted temperature scale.

Both NLTE and 3-dimensional corrections, for S and Fe, were ultimately simply added to our LTE, one-dimensional measurement.

2.2.3. Sphericity

With a surface gravity of 0.29 our red giant has an extended atmosphere. Therefore, the spherical geometry of the model atmospheres is expected to become important, in particular, since the S abundance is derived from a fairly high-excitation line ($\chi=6.5$ eV), while $[\text{Fe}/\text{H}]$ is measured from lower-excitation Fe I lines (median $\chi=4$ eV) originating further out in the atmosphere.

We estimate the typical corrections to $\log \varepsilon(\text{S})$ induced by the extended atmospheres based on computations⁴ kindly provided to us by M. Spite. As a result, we find that our S-abundance based on plane-parallel assumptions is lower than the value based on a full, spherical treatment by no more than 0.1 dex (see also Drake et al. 1993).

For the case of iron lines, we have to rely on the study of Heiter & Eriksson (2006), who investigate differences between abundance analyses using plane-parallel versus spherical geometry atmosphere models. For the Fe I line list used in KM11, corrections are of the order of 0–0.25 dex for individual lines. We estimate the change in the *mean* $[\text{Fe}/\text{H}]$, in a Monte Carlo approach on KM11’s line list, to be no larger than +0.11 dex (in the sense of spherical–plane-parallel). We note, however, that the study of Heiter & Eriksson (2006) only dealt with warmer (5000 K), extended ($\log g=0.5$) stars, or cool stars (4000 K) with higher surface gravities ($\log g=1$) and no accurate corrections can be determined for the actual, cold, and extended star #13414. Moreover, the value above is likely an upper limit, given the metal poor nature and thus small EWs of the Fe lines of KM11. Also note that the effects on S and Fe approximately cancel out so that the $[\text{S}/\text{Fe}]$ abundance ratio remains unaffected by spherical geometry.

Nonetheless, as above, the geometry of the atmospheres will upset excitation and ionization equilibria and thus affect our T_{eff} and $\log g$ scale. On the other hand, KM11 derived their stellar parameters in a differential fashion and these effects can be considered negligible (see discussions in Koch & McWilliam 2008). The respective influence on the systematic uncertainties of our measurements are beyond the scope of the present paper.

3. $[\text{S}/\text{Fe}]$ results

Based on the above analysis we state here the sulphur-to-iron abundance ratio of the red giant #13414 in NGC 6397 as $[\text{S}/\text{Fe}]_{\text{NLTE,3D}} = +0.52 \pm 0.20(\text{stat.}) \pm 0.08(\text{sys.})$ dex, and $[\text{S}/\text{Fe}]_{\text{LTE,1D}} = +0.59$ dex. This assumes a solar abundance of $\log \varepsilon_{\odot}(\text{S}) = 7.14$ from the photospheric scale of Lodders et al. (2009). Zero point shifts to other solar scales, such as the value of 7.16 ± 0.05 employed by Caffau et al. (2011a) and Spite et al. (2011), or the higher (LTE) value by Anders & Grevesse (1989; 7.21) are small and will not affect our conclusions considering our conservative error bar. Iron- and all other element abundances for #13414 are taken from KM11 in the following. Note that this star was characterized by KM11 as a rather typical representative of this halo GC in that its α -elements (Mg, Si, Ca, Ti) are elevated to the canonical plateau value of $[\alpha/\text{Fe}] \sim +0.4$ dex and that its light element (O, Na, Mg, Al) distributions were affected by proton-capture reactions in an early generation of (massive AGB or fast rotating) stars (e.g., Ventura & D’Antona 2008).

⁴ These comprise OSMARCS model atmospheres (Gustafsson et al. 2008) for $T_{\text{eff}}=4000$ and 4250 K; $\log g=0.5$; $\xi=2$ km s⁻¹; $[\text{M}/\text{H}]=-2$ dex and employed the spectral analysis code “Turbospectrum” (Alvarez & Plez 1998).

Table 1. Abundance results and corrections

$\log \varepsilon(\text{S})$ 1D, LTE	Δ_{NLTE}		$\Delta_{3\text{D}}$	$\Delta_{\text{spher.}}$	$\log \varepsilon(\text{Fe})$ 1D, LTE	Δ_{NLTE}		$\Delta_{3\text{D}}$	$\Delta_{\text{spher.}}$
	$S_H = 1$	$S_H = 0$				$S_H = 1$	$S_H = 0.01$		
5.59 ^a	-0.11 ^b	-0.42 ^b	+0.07 ^c	+0.09 ^d	5.36 ^e	+0.03 ^f	+0.35 ^f	~0.00 ^g	<0.11 ^h

References: ^aThis work; ^bTakeda et al. (2005); ^cSpite et al. (2011); ^dM. Spite (private comm.); ^eKM11;
^fMashonkina et al. (2011); ^gDobrovolskas et al. (2010); ^hHeiter & Eriksson (2006).

In Fig. 2 we compare the measurement in NGC 6397 with the Galactic compilations of Caffau et al. (2005a)⁵, Spite et al. (2011)⁶, Takeda & Takada-Hidai (2011), and Jönsson et al. (2011), bulge stars of Ryde et al. (2010), as well as the three only other reports on sulphur abundances in GCs in the literature: 47 Tuc and NGC 6752 (Sbordone et al. 2009) and the metal rich Sgr cluster Terzan 7 (Caffau et al. 2005b). It is important to note that all these different studies employed different S-lines and multiplets (see, e.g., the discussion in Jönsson et al. 2011).

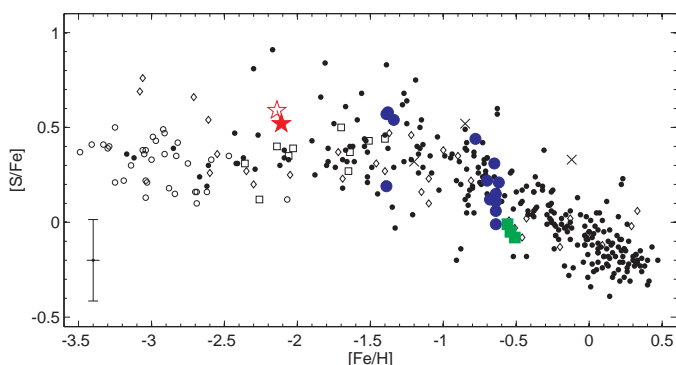


Fig. 2. [S/Fe] abundance ratios in galactic stars (black dots: Caffau et al. 2005a; crosses: Ryde et al. 2010; open squares: Jönsson et al. 2011; open diamonds: Takeda & Takada-Hidai 2011), EMP stars (Spite et al. 2011, open circles), GCs from Sbordone et al. (2009, blue solid circles) and Caffau et al. (2005b, green solid squares), and our measurement in NGC 6397 (red star), where the open symbol denotes the 1D-LTE value and the solid one is corrected for NLTE and 3-D. Our measurement error is indicated in the lower left corner.

On the metal poor plateau, or, in the picture of a bimodal distribution, on the lower [S/Fe] branch of the distribution, the average S/Fe abundance ratio amounts to 0.35 dex (Ryde et al. 2004; Nissen et al. 2004, 2007; Caffau et al. 2005a; Spite et al. 2011). The compilation of Caffau et al. (2005a) contains 5 stars with abundances in excess of 0.7 dex that can be classified as “S-rich”. Lastly, the highest value found in a GC star lies at 0.58 dex (Sbordone et al. 2009) – fully compatible with our measurement in NGC 6397, albeit at a metallicity that is higher by 0.5 dex. Thus our observation of a metal poor GC star with a high S/Fe ratio that skims the upper limit of the plateau seems rather to indicate the *presence of a considerable abundance spread over a broad range in metallicity*. This is already seen in the interval

of $-1.9 < [\text{Fe}/\text{H}] < -1.1$ dex and has been strengthened by the recent analysis of Takeda & Takada-Hidai (2011), who find a discontinuous distribution, in which high-[S/Fe] stars were found below -2.5 . On the other hand, at the lowest metallicities, the EMP stars both in the Spite et al. (2011) and Caffau et al. (2005a) samples only show little scatter in [S/Fe], with a 1σ dispersion of ~ 0.11 dex below an [Fe/H] of -2.5 .

Ryde & Lambert (2004) suggested that the linearly rising trend seen in some studies is due to the use of the too weak Mult. 6 lines in the abundance analysis, coupled with uncertainties in establishing stellar metallicities from the Fe I lines. Likewise, Jönsson et al. (2011) advocate the use of [S I] line at 1082 nm and do not see evidence for any high-[S/Fe] stars. Since the present analysis is purely reliant on Mult. 1 and our Fe I abundance scale is based on a line-by-line differential analysis relative to a standard star (KM11), neither of these problems are expected to contribute and the moderately high value of [S/Fe]=0.67 we find is in accord with falling in between both branches, thereby contributing to the global scatter in [S/Fe].

3.1. Correlations with light and other α -elements

One caution in the comparison of sulphur with other elements in this GC star is that the results for Fe, Na, Mg, Ca and in KM11 were derived differentially with respect to the standard star Arcturus, while the present analysis of an S-abundance relies on, albeit well defined, gf -values. In order to test the validity of such a comparison we also determined a differential [S/Fe] ratio for our star. To this end we measured the same S I line in the Arcturus atlas of Hinkle et al. (2000) and placed #13414 on the Arcturus abundance scale by using $\log \varepsilon(\text{S})$ for Arcturus from Ryde et al. (2010) and its stellar parameters from Koch & McWilliam (2008). The differential result is in excellent agreement with the one cited above, using gf -values.

In analogy to Si and Ca, sulphur is chiefly produced by O-burning during the explosive SN II phase, with similar contributions from the central burning or convective shell phases, as for Mg and O. It is thus often suggested that these elements should trace each other closely with chemical evolution (Kobayashi et al. 2006; Fulbright et al. 2007; Koch & McWilliam 2008, 2010, 2011). Therefore, we plot in Fig. 3 the [S/Mg, Ca] ratios as a function of the metallicity proxies [Fe, Mg, Ca/H] for the same Galactic components as introduced above⁷.

Caffau et al. (2005a) detect a large scatter in their S/Mg abundance ratios⁸, with a possible hint at an increasing ratio towards lower metallicities. While the mean element ratio in their sample lies around Solar, the mean [S/Mg] of -0.32 ± 0.14 dex in Spite’s et al. (2011) EMP stars is significantly lower and only shows small scatter. Intriguingly, also the latter authors suggest a possible rise of S/Mg with decreasing [Fe/H]; it is clear that, upon

⁵ This data set merged the author’s own measurements and literature data from Israelian & Rebolo (2001); Takada-Hidai et al. (2002); Chen et al. (2002, 2003); Ryde & Lambert (2004); Nissen et al. (2004), and Ecuillon et al. (2004).

⁶ Note that we omit the C-rich EMP star CS 22949-037 ([Fe/H]= -3.97 ; [S/Fe]< 0.5; McWilliam et al. 1995; Spite et al. 2011) from this and the following figures.

⁷ In order to obtain a fair comparison with the NLTE literature data, we applied the NLTE corrections for Na and Mg estimated in KM11 (in turn based on Takeda et al. 2003 and Andrievsky et al. 2010).

⁸ Note that those authors employed the *LTE* Mg-abundances of Gratton et al. (2004).

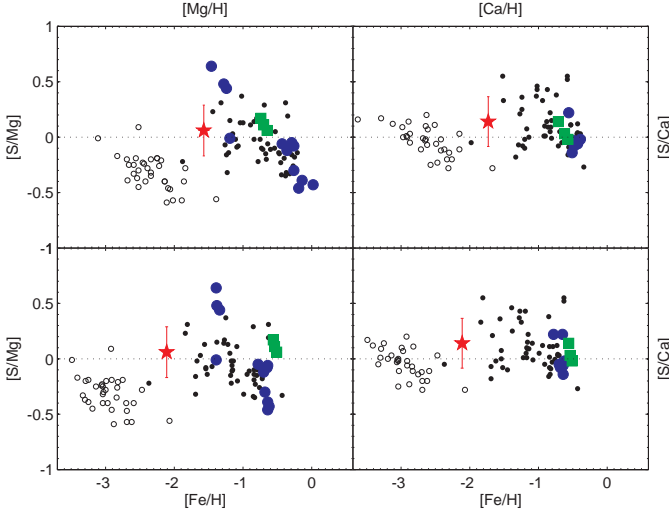


Fig. 3. $[\alpha_1/\alpha_2]$ element ratios in the halo and GC stars shown in Fig. 2. The symbols are the same as above, with abundances for Ter 7 from Sbordone et al. (2007). The dotted line indicates the Solar level at zero dex.

combining both samples, no such trend pertains. On the other hand, the GC data of Sbordone et al. (2009) show a very strong linear increase, which is dominated by the three high $[S/Mg]$ stars in NGC 6752. We emphasize, however, that the Mg abundances used by Sbordone et al. were based on 1D-LTE calculations. Our value for S/Mg in NGC 6397 is fully compatible with zero to within the uncertainties and therefore agrees with the bulk of the more metal rich sample above $[Fe/H] \gtrsim -2$, suggesting that sulphur and magnesium indeed vary in lockstep safe for the most metal poor regime.

The situation for the S/Ca ratio seems much simpler. Despite a small systematic offset between the EMP and halo star samples of 0.18 ± 0.30 , this abundance ratio is consistent with the notion of a common production of S and Ca, following the chemical evolution of the halo and its GCs.

In Fig. 4 we investigate the connection of sulphur with the light element sodium. While the large $[S/Fe]$ value is compatible with the larger LTE value of Na (and also Si) in this star (KM11), the estimated $[S/Na]_{NLTE}$ of 0.48 is fully in accord with those found in Galactic halo stars over the full metallicity range. On the other hand, this value is the largest found in a GC to date and emphasizes the possibility of a trend of increasing $[S/Na]$ with decreasing $[Fe/H]$ (see bottom panel of Fig. 4). In fact, Sbordone et al. (2009) note that, while there is no evidence of any scatter in their GCs' $[S/Fe]$ to within the (large) uncertainties, the presence of a significant S-Na correlation clearly suggests that sulphur inhomogeneities do exist in the GCs. We note that all of NGC 6752, 47 Tuc, and NGC 6397 exhibit the canonical light-element variations in terms of Na-O, Mg-Al, and Na-Li (anti-) correlations (Carretta et al. 2009; Lind et al. 2009).

In practice, the Pearson correlation coefficients of the run of $[Na/Fe]$ vs. $[S/Fe]$ in the combined samples (accounting for a global errorbar of 0.2 and 0.07 dex on S and Na, respectively; e.g., Fig. 2 in Sbordone et al. 2009) are 0.58 ± 0.13 (GCs), 0.12 ± 0.11 (field stars; Caffau et al. 2005a), and 0.12 ± 0.09 (combined field and EMP stars of Caffau et al. and Spite et al. 2011). Likewise, the correlations in $[S/Na]$ vs. $[Fe/H]$ space are -0.43 ± 0.09 (halo), -0.01 ± 0.07 (halo and EMP), and -0.20 ± 0.20 (GCs). Thus the halo field stars appear not to exhibit

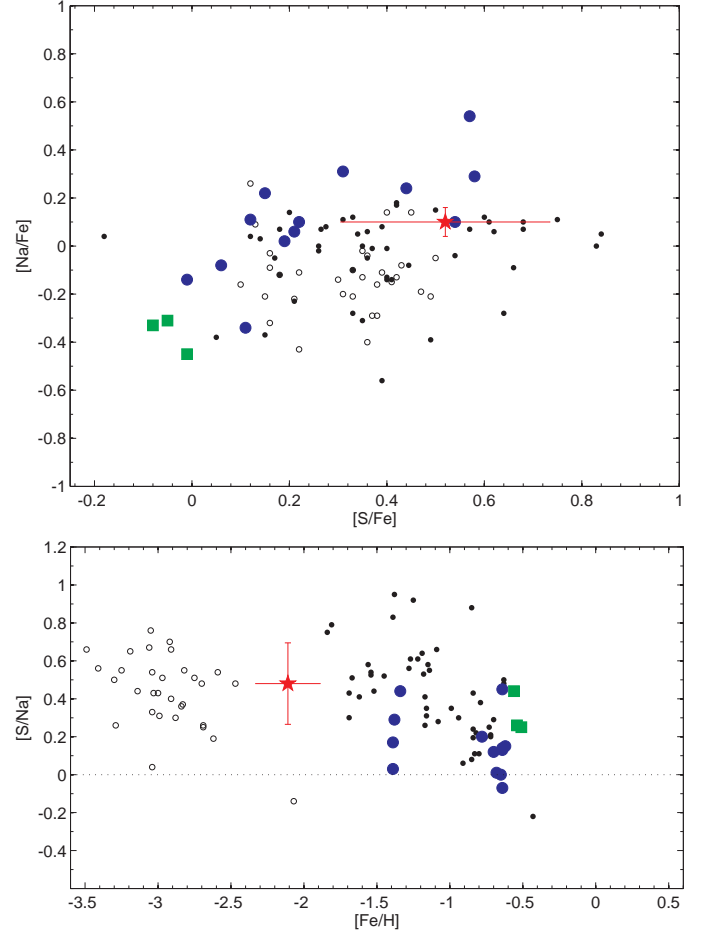


Fig. 4. S/Na correlation. Symbols are the same as in Figs. 2,3.

any such correlations, in analogy to the Na-O relation, while abundance variations between sulphur and sodium are present amongst the GC sample; we cannot rule out that NGC 6397 was governed by the reactions producing these imprints.

As elaborated in Sbordone et al. (2009), a positive correlation between S and Na is difficult to reconcile with the classical pollution and enrichment scenarios of GCs that produce, amongst others, the Na-O *anti*-correlation. In particular, it is far more difficult to obtain low-S, low-Na stars in such a scenario, whereas the moderately high $[Na/Fe]$ and the elevated $[S/Fe]$ found in our NGC 6397 red giant are consistent with being part of the second ("intermediate"; Carretta et al. 2009) cluster population that was polluted by material that underwent proton-capture reactions.

Sbordone et al. (2009) suggest proton-capture as a significant source of sodium and sulphur. Indeed the very high abundance of phosphorus, at $[P/Fe] \sim +3.1$, $[P/S] \sim +2.5$, respectively, observed in horizontal branch stars in NGC 6397 (Hubrig et al. 2009) is believed to provide sufficient seed material to guarantee an ample enhancement in sulphur through the $^{31}P(p,\gamma)^{32}S$ reaction without violating any of the observed (anti-)correlations (e.g., with Si) resulting from the possible other p-chains. One should however be cautious since the large overabundance of phosphorus in Horizontal Branch stars could, at least partly, result from atomic diffusion in the atmospheres of these stars (Michaud et al. 2008). Furthermore, at higher metallicities, among field stars Caffau et al. (2011b) find a constant $[P/S]$ value. Thus, if con-

firmed, an intrinsic high ratio [P/S] in NGC 6397, is probably due to a chemical evolution of the GC different from that of field stars.

4. Summary & Conclusion

We determined the chemical element abundance of sulphur in the metal poor GC NGC 6397. Although our sample consists of only one single star, measurements of [S/Fe] in Galactic GCs are sparse, with only 16 red giant data reported in the literature to date.

The [S/Fe] ratio we find for this star is elevated and marginally consistent with the metal poor “plateau” of Spite et al. (2011). Its iron abundance puts it within the region of the large scatter of Caffau et al. (2005a). Two of the most metal-poor stars of Sbordone et al. (2009) show a similar [S/Fe] ratio. With this result we cannot distinguish, yet, between a well defined plateau in the intermediate metallicity range ($-2.5 \leq [\text{Fe}/\text{H}] \leq -1$) plus a bifurcation towards high S/Fe ratios, or if the sulphur production channels in this interval merely entail a very large scatter. Given the global scatter, further investigations of this recalcitrant chemical element in GCs are necessary to state if the [S/Fe] ratios in GCs are, as it seems, largely different from those in Galactic halo field stars. The same holds for the [S/ α] ratios that indicate that sulphur traces the same chemical signatures of chemical evolution as the other α -elements (Mg, Ca) – in field stars and in GCs.

Acknowledgements. We are very grateful to Monique Spite for her help with spherical models and to Andrew McWilliam for providing the spectra for this star. The referee, Andreas J. Korn, is thanked for a valuable report that helped to improve the NLTE and 3D discussions of our results. AK acknowledges the Deutsche Forschungsgemeinschaft for funding from Emmy-Noether grant Ko 4161/1.

References

- Alvarez, R., & Plez, B. 1998, *A&A*, 330, 1109
- Anders, E., & Grevesse, N. 1989, *Geochim. Cosmochim. Acta*, 53, 197
- Andrievsky, S. M., Spite, M., Korotin, S. A., Spite, F., Bonifacio, P., Cayrel, R., François, P., & Hill, V. 2010, *A&A*, 509, A88
- Asplund, M., Grevesse, N., Sauval, A. J., & Scott, P. 2009, *ARA&A*, 47, 481
- Caffau, E., Bonifacio, P., Faraggiana, R., François, P., Gratton, R. G., & Barbieri, M. 2005a, *A&A*, 441, 533
- Caffau, E., Bonifacio, P., Faraggiana, R., & Sbordone, L. 2005b, *A&A*, 436, L9
- Caffau, E., Ludwig, H.-G., Steffen, M., Freytag, B., & Bonifacio, P. 2011a, *Sol. Phys.*, 268, 255
- Caffau, E., Bonifacio, P., Faraggiana, R., & Steffen, M. 2011b, *A&A*, 532, A98
- Carretta, E., Bragaglia, A., Gratton, R., & Lucatello, S. 2009, *A&A*, 505, 139
- Castelli, F., & Kurucz, R. L. 2003, *Modelling of Stellar Atmospheres*, 210, 20P
- Chen, Y. Q., Nissen, P. E., Zhao, G., & Asplund, M. 2002, *A&A*, 390, 225
- Chen, Y. Q., Zhao, G., Nissen, P. E., Bai, G. S., & Qiu, H. M. 2003, *ApJ*, 591, 925
- Dobrovolskas, V., Kucinkas, A., Ludwig, H. G., Caffau, E., Klevas, J., & Prakashavicius, D. 2010, *Nuclei in the Cosmos.*
- Drake, J. J., Plez, B., & Smith, V. V. 1993, *ApJ*, 412, 612
- Ecuvillon, A., Israelian, G., Santos, N. C., Mayor, M., Villar, V., & Bihain, G. 2004, *A&A*, 426, 619
- Fulbright, J. P., McWilliam, A., & Rich, R. M. 2007, *ApJ*, 661, 1152
- Gratton, R., Sneden, C., & Carretta, E. 2004, *ARA&A*, 42, 385
- Gustafsson, B., Edvardsson, B., Eriksson, K., Jørgensen, U. G., Nordlund, Å., & Plez, B. 2008, *A&A*, 486, 951
- Heiter, U., & Eriksson, K. 2006, *A&A*, 452, 1039
- Hinkle, K., Wallace, L., Valenti, J., & Harmer, D. 2000, *Visible and Near Infrared Atlas of the Arcturus Spectrum 3727-9300 Å*, ed. Kenneth Hinkle, Lloyd Wallace, Jeff Valenti, and Dianne Harmer. (San Francisco: ASP) ISBN: 1-58381-037-4, 2000.,
- Hubrig, S., Castelli, F., de Silva, G., González, J. F., Momany, Y., Netopil, M., & Moehler, S. 2009, *A&A*, 499, 865
- Israelian, G., & Rebolo, R. 2001, *ApJ*, 557, L43
- Jönsson, H., Ryde, N., Nissen, P. E., Collet, R., Eriksson, K., Asplund, M., & Gustafsson, B. 2011, *A&A*, 530, A144
- Kobayashi, C., Umeda, H., Nomoto, K., Tominaga, N., & Ohkubo, T. 2006, *ApJ*, 653, 1145
- Koch, A., & McWilliam, A. 2008, *AJ*, 135, 1551
- Koch, A., & McWilliam, A. 2010, *AJ*, 139, 2289
- Koch, A., & McWilliam, A. 2011, *AJ*, 142, 63 (KM11)
- Lambert, D. L., & Warner, B. 1968, *MNRAS*, 138, 181
- Lee, J.-W., Kang, Y.-W., Lee, J., & Lee, Y.-W. 2009, *Nature*, 462, 480
- Limongi, M., & Chieffi, A. 2003, *ApJ*, 592, 404
- Lind, K., Primas, F., Charbonnel, C., Grundahl, F., & Asplund, M. 2009, *A&A*, 503, 545
- Lind, K., Charbonnel, C., Decressin, T., Primas, F., Grundahl, F., & Asplund, M. 2011, *A&A*, 527, A148
- Lodders, K., Plame, H., & Gail, H.-P. 2009, *Landolt-Börnstein - Group VI Astronomy and Astrophysics Numerical Data and Functional Relationships in Science and Technology Volume 4B: Solar System*. Edited by J.E. Trümper, 2009, 4.4., 44
- Mashonkina, L., Gehren, T., Shi, J.-R., Korn, A. J., & Grupp, F. 2011, *A&A*, 528, A87
- McWilliam, A., Preston, G. W., Sneden, C., & Searle, L. 1995, *AJ*, 109, 2757
- Michaud, G., Richer, J., & Richard, O. 2008, *ApJ*, 675, 1223
- Nakamura, T., Umeda, H., Iwamoto, K., Nomoto, K., Hashimoto, M.-a., Hix, W. R., & Thielemann, F.-K. 2001, *ApJ*, 555, 880
- Nissen, P. E., Chen, Y. Q., Asplund, M., & Pettini, M. 2004, *A&A*, 415, 993
- Nissen, P. E., Akerman, C., Asplund, M., Fabbian, D., Kerber, F., Kaufl, H. U., & Pettini, M. 2007, *A&A*, 469, 319
- Ramaty, R., Scully, S. T., Lingenfelter, R. E., & Kozlovsky, B. 2000, *ApJ*, 534, 747
- Richer, H. B., et al. 2008, *AJ*, 135, 2141
- Ryde, N., & Lambert, D. L. 2004, *A&A*, 415, 559
- Ryde, N., et al. 2010, *A&A*, 509, A20
- Sbordone, L., Bonifacio, P., Buonanno, R., Marconi, G., Monaco, L., & Zaggia, S. 2007, *A&A*, 465, 815
- Sbordone, L., Limongi, M., Chieffi, A., Caffau, E., Ludwig, H.-G., & Bonifacio, P. 2009, *A&A*, 503, 121
- Sneden, C. 1973, *ApJ*, 184, 839
- Spite, M., et al. 2011, *A&A*, 528, A9
- Takada-Hidai, M., et al. 2002, *ApJ*, 573, 614
- Takeda, Y., Zhao, G., Takada-Hidai, M., Chen, Y.-Q., Saito, Y.-J., & Zhang, H.-W. 2003, *CJA&A*, 3, 316
- Takeda, Y., Hashimoto, O., Taguchi, H., Yoshioka, K., Takada-Hidai, M., Saito, Y., & Honda, S. 2005, *PASJ*, 57, 751
- Takeda, Y., & Takada-Hidai, M. 2011, *PASJ*, 63, 537
- Ventura, P., & D’Antona, F. 2008, *A&A*, 479, 805
- Wiese, W. L., Smith, M. W., & Miles, B. M. 1969, *NSRDS-NBS*, Washington, D.C.: US Department of Commerce, National Bureau of Standards, —c 1969,