

On the Cooling of the Neutron Star in Cassiopeia A

D. Blaschke,^{1,2} H. Grigorian,³ D. N. Voskresensky,^{4,5} and F. Weber⁶

¹*Institute for Theoretical Physics, University of Wrocław, 50-204 Wrocław, Poland*

²*Bogoliubov Laboratory for Theoretical Physics, Joint Institute for Nuclear Research, 141980 Dubna, Russia*

³*Department of Theoretical Physics, Yerevan State University, 375025 Yerevan, Armenia*

⁴*National Research Nuclear University (MEPhI), 115409 Moscow, Russia*

⁵*ExtreMe Matter Institute EMMI and Research Division,*

GSI Helmholtzzentrum für Schwerionenforschung, Planckstraße 1, 64291 Darmstadt, Germany

⁶*Department of Physics, San Diego State University, San Diego, California 92182, USA*

We demonstrate that the high-quality cooling data observed for the young neutron star in the supernova remnant Cassiopeia A over the past 10 years—as well as all other reliably known temperature data of neutron stars—can be comfortably explained within the “nuclear medium cooling” scenario. The cooling rates of this scenario account for medium-modified one-pion exchange in dense matter and polarization effects in the pair-breaking formations of superfluid neutrons and protons. Crucial for the successful description of the observed data is a substantial reduction of the thermal conductivity, resulting from a suppression of both the electron and nucleon contributions to it by medium effects. We also find that possibly in as little as about ten years of continued observation, the data may tell whether or not fast cooling processes are active in this neutron star.

PACS numbers: 97.60.Jd, 95.30.Cq., 26.60.-c

Introduction.— The isolated neutron star in Cassiopeia A (Cas A) was discovered in 1999 by the *Chandra* satellite [1]. Its association with the historical supernova SN 1680 [2] gives Cas A an age of 330 years, in agreement with the nebula’s kinematic age [3]. The distance to the stellar remnant is estimated to be $3.4^{+0.3}_{-0.1}$ kpc [4]. The thermal soft X-ray spectrum of Cas A can be fitted with a non-magnetized carbon atmosphere model, a surface temperature of 2×10^6 K, and an emitting radius of 8 to 17 km [5]. Analyzing the data from 2000 to 2009, Heinke & Ho [6] reported a rapid decrease of Cas A’s surface temperature over this 10-year period, from 2.12×10^6 to 2.04×10^6 K. Such a rapid drop in temperature conflicts with standard cooling scenarios based on the efficient modified Urca (MU) process [7, 8]. First interpretations of Cas A’s temperature data were provided very recently by Page *et al.* [9] and Yakovlev *et al.* [10, 11].

The interpretation of Page *et al.* [9] is based on the “minimal cooling” paradigm [12], where a minimal number of cooling processes is taken into account. These are photon emission, the MU process, nucleon-nucleon (NN) bremsstrahlung (NB) and the neutron (n) and proton (p) pair breaking-formation processes (nPBF and pPBF). The latter are particularly important in the ultra-dense cores of neutron stars [13–15], where neutrons form Cooper pairs in the 3P_2 channel and proton pairing occurs in the 1S_0 channel. To calculate the NN interaction entering the emissivities of the MU and NB processes the minimal cooling scenario employs the free one-pion exchange (FOPE) model [16]. As shown in [9], the Cas A data can be neatly reproduced by assuming a large value for the proton pairing gap throughout the entire stellar core and by fixing the critical temperature for the neutron 3P_2 pairing gap at around 0.5×10^9 K. The result is mildly sensitive to the neutron star mass. Sur-

face temperature–age data of other neutron stars, which do not lie on the cooling curve of Cas A, are explained within the minimal cooling scenario mainly by assuming variations in the light element mass of the envelopes of these stars.

The work of Yakovlev *et al.* [10, 11] includes all emission processes which are part of the minimal cooling paradigm and uses also the FOPE to model the NN interaction. As in [9], it is assumed that the proton gap is large and non-vanishing in the entire stellar core. The latter assumption facilitates a strong suppression of the emissivity of the MU process. The value and the density dependence of the 3P_2 neutron gap are fitted to the Cas A data, leading to a critical temperature of $(0.7 - 0.9) \times 10^9$ K for the neutron pairing gap. Both groups therefore came to the striking conclusion that the temperature data of Cas A allow one to extract the value of the 3P_2 neutron pairing gap.

In this Letter, we present the “nuclear medium cooling scenario” as an alternative model for the successful description of the temperature data of Cas A. Aside from describing the Cas A data extremely well, this model reproduces also all other presently known temperature data of NSs, without the need of making any additional assumptions. Before representing the stellar cooling results, we outline the key features of the nuclear medium cooling scenario next.

Nuclear medium cooling.— Motivated by the fact that the existing temperature–age data of neutron stars seem to be incompatible with a unique cooling evolution, the nuclear medium cooling scenario has been worked out in Refs. [14, 17–19]. It provides a microscopic justification for a strong dependence of the main cooling mechanisms on the density (and thus on the neutron star mass). The

nuclear medium cooling scenario has been successfully applied to the description of the body of known surface temperature–age data of neutron stars [15, 20, 21]. The scenario addresses the often disregarded role of medium effects on the MU and NB processes. Furthermore, as it is commonly accepted, the neutron and proton superfluidity with density dependent pairing gaps is causing an exponential suppression of neutrino emissivities of the nucleon processes and of the nucleon specific heat, and opens up the new class of nPBF and pPBF processes. We also want to stress that the thermal conductivity is essential for the cooling of young objects such as Cas A. The next paragraph is devoted to a brief discussion of these issues. For more details, we refer to [18–20].

1. Free versus medium-modified one-pion-exchange in dense matter: The insufficiency of the FOPE model for the description of the NN -interaction is a known issue [19]. Indeed, calculating the MU emissivity perturbatively one may use both the Born NN interaction amplitude given by the FOPE and the imaginary part of the pion self-energy. In the latter case one needs to expand the exact pion Green’s function $D_\pi(\omega, k) = [\omega^2 - m_\pi^2 - k^2 - \Pi(\omega, k, n)]^{-1}$ to second order using for the polarization function $\Pi(\omega, k, n)$ the perturbative one-loop diagram, $\Pi_0(\omega, k, n)$. For $k = k_0$, which is the pion momentum at the minimum of the effective pion gap $\omega^{*2} = -D_\pi^{-1}(\omega = 0, k = k_0)$, the polarization function $\Pi_0(\omega, k = k_0 \simeq p_{F,n}, n)$ yields however a strong NN attraction. (Here m_π is the pion mass and $p_{F,n}$ is the neutron Fermi momentum.) This attraction is so strong that it would trigger a pion condensation instability already at low baryon densities of $n \sim 0.3n_0$, which is in disagreement with experimental data on atomic nuclei. ($n_0 = 0.16 \text{ fm}^{-3}$ denotes the nuclear saturation density.) The discrepancy is resolved by observing that together with a pion softening (i.e., a decrease of the effective pion gap $\omega^*(n)$ with increasing density) one needs to include the repulsion from the dressed πNN vertices, $\Gamma \simeq [1 + C(n/n_0)^{1/3}]^{-1}$, with $C \simeq 1.4 \div 1.6$. A consistent description of the NN interaction in matter should thus use a medium modified one-pion exchange (MOPE) interaction characterised by the full Green function of the dressed pion, dressed vertices $\Gamma(n)$, and a residual NN interaction, as done in this Letter. According to [17, 18], the main contribution for $n > n_0$ is given by MOPE whereas the relative contribution of the residual interaction decreases with increasing density. Following the model used in [20, 21] pion condensation may arise only for $n \geq n_{cr}^\pi = 3n_0$, i.e., for NS masses $M \geq 1.32M_\odot$ within a relativistic version of the APR equation of state [22] which we use. In the calculation of the neutrino emissivity not only radiation from the nucleon legs but also from intermediate reaction states is now allowed. With such an interaction the ratio of the emissivity of

the medium modified Urca (MMU) to the MU process,

$$\frac{\epsilon_\nu[\text{MMU}]}{\epsilon_\nu[\text{MU}]} \sim 10^3 \left(\frac{n}{n_0} \right)^{10/3} \frac{\Gamma^6(n)}{[\omega^*(n)/m_\pi]^8}, \quad (1)$$

strongly increases with density (for $n \gtrsim n_0$). Although an increase of the ratio of emissivities of the medium modified nucleon (neutron) bremsstrahlung process (MnB) to the unmodified bremsstrahlung (nB) is less pronounced, the MnB process, being not affected by the proton superconductivity, may yield a relatively large contribution in the region of a strong proton pairing.

2. Pair-breaking formation: The important role of polarization effects in pPBF and nPBF processes was first noted in [14]. Recently, additional support came from an analysis of the vector current conservation in PBF reactions [23, 24]. In these reactions, diagrams with the normal and anomalous Green functions turn out to cancel each other, so that the main contribution to the PBF emissivity comes from processes of the axial current [24]. Another important in-medium effect was recently observed in the calculation of the neutron pairing gap 3P_2 . Taking into account the polarization effects, it was shown in [25] that the associated gap $\Delta_{nn}(^3P_2) \lesssim \text{keV}$, i.e. it is dramatically suppressed compared to BCS based calculations [26]. For completeness, we also mention the possibility of a strong enhancement (more than 1 MeV) of the gap, as argued in [27]. At first glance, the results of [25] and [27] seem to illustrate uncertainties in value of the 3P_2 gap, which would suggest to treat $\Delta_{nn}(^3P_2)$ as a free parameter in cooling studies. This, however, is not the case since the solution of the gap equation of [27] exists only for $\Delta_{nn}(^3P_2) \gtrsim 1 \text{ MeV}$ and disappears for smaller values of the gap. Moreover, they use the approximation $0 < \omega^{*2}(n) \ll m_\pi^2$ so that their new solution may exist only within a narrow range of the critical point for the onset of pion condensation. In realistic treatments, pion condensation appears always as a first order phase transition [18] with a jump of ω^{*2} from a positive to a negative value. The required small values of the pion gap may therefore not be achieved. Moreover, [21] has verified that the cooling data are hardly described if the gap $\Delta_{nn}(^3P_2)$ were large ($\gtrsim 1 \text{ MeV}$) over a broad density region. We therefore disregard the possibility of a large value of $\Delta_{nn}(^3P_2)$ and adopt tiny $\Delta_{nn}(^3P_2)$ following [25]. The $\Delta_{nn}(^1S_0)$ proton gap is taken from [28]. Two different models, labeled I and II, are used for the $\Delta_{pp}(^1S_0)$ gap [20, 21]. Model I is from [29] and model II is from the calculations in [26]. NS cooling data can be well described within the nuclear medium cooling scenario for both models I and II [20], provided the $\Delta_{nn}(^3P_2)$ is strongly suppressed in agreement with Schwenk & Friman [25].

3. The heat conductivity: The heat conductivity, κ , of superfluid neutron star matter is another key ingredient crucial for the cooling of young neutron stars, such as

Cas A. It is given by $\kappa = \sum_i \kappa_i$ where κ_i are the partial contributions to κ . In [20] and [29] the electron heat conductivity κ_e computed according to [30] was used. More recent studies [31] showed that for temperature and density regions where nucleons are non-superfluid, Landau damping reduces κ_e below κ_n . Proton superfluidity causes a Meissner screening of transverse photons. Taking all these effects into account reduces the total thermal conductivity [31] by an order of magnitude. Also, in [20] we argued that medium effects may significantly suppress the neutron contribution κ_n to the thermal conductivity, the effect being not included in [31]. Indeed, $\kappa_n \propto 1/|M^2|$, where M is the NN interaction matrix element discussed already in the MOPE context as being enhanced for $n \gtrsim n_0$. The impact of a low thermal conductivity on the thermal evolution of neutron stars accomplished by introducing a factor $\zeta_\kappa = 0.3$ was demonstrated in Fig. 17 of [20]. The net effect is a delay of the temperature decline of young (~ 300 yr) neutron stars. This idea of a possible strong suppression of the thermal conductivity, as supported by [31], proves essential for the explanation of the rapid cooling of Cas A in this letter.

The Neutron Star in Cas A.— The ingredients of the nuclear medium cooling scenario discussed above lead to neutron star cooling curves in Fig. 17 of Ref. [20] where model I for the proton gap has been used and the role of the heat conductivity on the hot early stages of hadronic neutron star cooling was elucidated. In Fig. 1 we redraw those cooling curves allowing for a minor readjustment of the heat conductivity parameter. The bold curves are for a heat conductivity suppressed by a factor of $\zeta_\kappa = 0.265$, while the thin lines are for the unsuppressed heat conductivity of [30]. One sees that for a suppression factor of $\zeta_\kappa = 0.265$ and a stellar mass of $M = 1.463 M_\odot$ (blue bold solid line) we are able to fit the temperature data for Cas A perfectly, as can be seen from the magnified 10-year epoch for which high-precision cooling data exist. This star is our best-fit model. Lowering the neutron star mass to $M = 1.390 M_\odot$ (red dash-dotted line) the whole set of available cooling data is covered. Assuming the absence of a pion condensate in the core of a neutron star, the Cas A cooling data can still be reproduced by reducing ζ_κ from 0.265 to 0.220 and readjusting the neutron star mass to a somewhat higher value of $1.506 M_\odot$, see Fig. 1. The proton gap of model II is significantly smaller than that of model I. Nevertheless, the Cas A data can still be nicely fitted for $\zeta_\kappa \leq 0.015$ and neutron star masses $M \geq 1.73 M_\odot$.

To demonstrate the impact of the heat conductivity on the cooling process we present in Fig. 2 the temperature profiles for the $1.463 M_\odot$ neutron star ($\zeta_\kappa = 0.265$) for stellar ages from 10^{-8} to 10^3 years. One sees that the heat conductivity is important during the first $t \lesssim 300$ years and would thus affect the cooling history of Cas A.

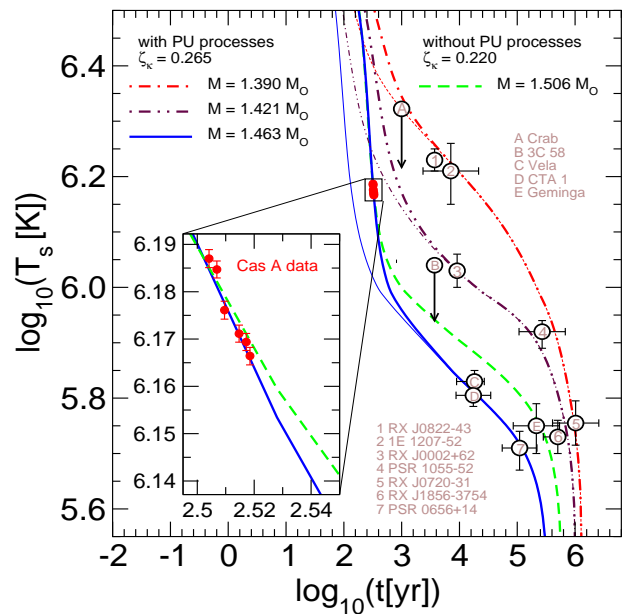


FIG. 1: (Color online) Cooling of NSs with nuclear medium effects, with and without pion condensation (PU), see also Fig. 17 of [20]. Data from Refs. [10, 12].

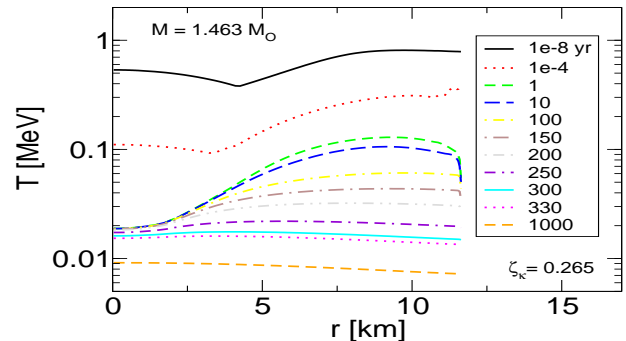


FIG. 2: (Color online) Snapshots of temperature profiles for the Cas A cooling curve (blue bold solid line) of Fig. 1.

In Fig. 3 we show the individual contributions of the cooling processes of our scenario to the total neutron star luminosity for the neutron star, $M = 1.463 M_\odot$ and $\zeta_\kappa = 0.265$, which best reproduces the cooling of Cas A in Fig. 1. We see that the nMMU is the most efficient process in our scenario, while all PBF processes are less important. The MnB and MpB luminosities dominate over those of PBF. They are not shown in Fig. 3 since they have rather similar shapes as the nMMU and pMMU curves. Note that PU processes affect the NS cooling primarily at later times.

Summary and Conclusion.— We have shown in this Letter that the nuclear medium cooling scenario allows one to nicely explain the observed rapid cooling of the neutron star in Cas A. As demonstrated already in [20], in this scenario the rapid cooling of very young objects like

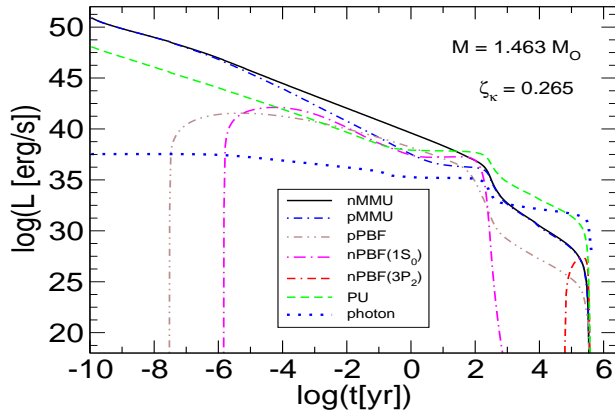


FIG. 3: (Color online) Individual contributions of the cooling processes nMMU and pMMU, $1S_0$ pPBF and nPBF, $3P_2$ nPBF, PU, and surface photon emission to the total stellar luminosity for the neutron star shown in Fig. 2.

Cas A is due to the efficient MMU and MnB processes, a very low (almost zero) value of the 3P_2 neutron gap, a large proton gap and a small thermal conductivity of neutron star matter.

Our explanation of the Cas A cooling constitutes an alternative to that of [9, 11], which is based on a strong PBF process due to 3P_2 superfluidity in neutron star interiors. We support, however, the conclusion of these authors that a large value of the proton gap is preferable, albeit not necessarily in the entire neutron star core. The results presented in Fig. 1 predict that the rapid cooling observed for Cas A will continue for a few more decades until it slows down when the temperature domain around $\log_{10} T_s [K] = 6$ is reached. Already in about ten years from now of continued monitoring, the high accuracy of the data for Cas A's surface temperature will allow one to distinguish at the 2σ level between models with and without additional fast cooling processes (pion condensation in our case).

To discriminate between alternative cooling scenarios further tests may be considered, such as the comparison of log N-log S distributions from population synthesis with the observed one for isolated neutron stars. A recent study of this kind [32] favored model II for the proton gaps. Thus it may well be that actual values of the thermal conductivity are smaller than assumed in Fig. 1, or that there are other important aspects of the cooling of Cas A which have not yet been identified.

We thank E.E. Kolomeitsev for discussions. The work of H.G. was supported in part by the Volkswagen Foundation grant No 85 182 and by the Polish Ministry for Science and Higher Education (MNiSW) grant "CompStar-POL". D.B. was supported by MNiSW grants No. NN 202 23 1837, by the Russian Fund for Basic Research (RFBR) grant No. 11-02-01538-a and by CompStar, a research networking programme of the European Science Foundation. The work of D.N.V. was supported

by the Alliance Program of the Helmholtz Association (HAS216/EMMI). F.W. is supported by the National Science Foundation (USA) under Grant PHY-0854699.

-
- [1] H. Tananbaum, IAU Circ., **7246**, 1 (1999); J. P. Hughes *et al.*, *Astrophys. J. Lett.* **528**, L109 (2000).
 - [2] W. B. Ashworth, Jr., *J. Hist. Astron.* **11**, 1 (1980).
 - [3] R. A. Fesen *et al.*, *Astrophys. J.* **645**, 283 (2006).
 - [4] J. E. Reed *et al.*, *Astrophys. J.* **440**, 706 (1995).
 - [5] W. C. G. Ho and C. O. Heinke, *Nature* **462**, 71 (2009).
 - [6] C. O. Heinke and W. C. G. Ho, *Astrophys. J. Lett.* **719**, L167 (2010).
 - [7] D. G. Yakovlev *et al.*, *Phys. Rept.* **354**, 1 (2001);
 - [8] D. Page, U. Geppert and F. Weber, *Nucl. Phys. A* **777**, 497 (2006).
 - [9] D. Page *et al.*, *Phys. Rev. Lett.* **106**, 081101 (2011).
 - [10] D. G. Yakovlev *et al.*, *Mon. Not. Roy. Astron. Soc.* **411**, 1977 (2011).
 - [11] P. S. Shternin *et al.*, *Mon. Not. Roy. Astron. Soc.* **412**, L108 (2011).
 - [12] D. Page *et al.*, *Astrophys. J. Supp.* **155**, 623 (2004); *Astrophys. J.* **707**, 1131 (2009).
 - [13] E. Flowers, M. Ruderman and P. Sutherland, *Astrophys. J.* **205**, 541 (1976).
 - [14] D. N. Voskresensky and A. V. Senatorov, *Sov. J. Nucl. Phys.* **45**, 411 (1987); A. V. Senatorov and D. N. Voskresensky, *Phys. Lett. B* **184**, 119 (1987).
 - [15] C. Schaab *et al.*, *Astron. Astrophys.* **321**, 591 (1997).
 - [16] B. L. Friman and O. V. Maxwell, *Astrophys. J.* **232**, 541 (1979).
 - [17] D. N. Voskresensky and A. V. Senatorov, *Sov. Phys. JETP* **63**, 885 (1986).
 - [18] A. B. Migdal *et al.*, *Phys. Rept.* **192**, 179 (1990).
 - [19] D. N. Voskresensky, *Lect. Notes Phys.* **578**, 467 (2001).
 - [20] D. Blaschke, H. Grigorian and D. N. Voskresensky, *Astron. Astrophys.* **424**, 979 (2004).
 - [21] H. Grigorian and D. N. Voskresensky, *Astron. Astrophys.* **444**, 913 (2005).
 - [22] A. Akmal, V. R. Pandharipande and D. G. Ravenhall, *Phys. Rev. C* **58**, 1804 (1998); H. Heiselberg and M. Hjorth-Jensen, *Astrophys. J.* **525**, L45 (1999).
 - [23] L. B. Leinson and A. Perez, *Phys. Lett. B* **638**, 114 (2006).
 - [24] E. E. Kolomeitsev and D. N. Voskresensky, *Phys. Rev. C* **77**, 065808 (2008); *Phys. Rev. C* **81**, 065801 (2010).
 - [25] A. Schwenk and B. Friman, *Phys. Rev. Lett.* **92**, 082501 (2004).
 - [26] T. Takatsuka and R. Tamagaki, *Prog. Theor. Phys.* **112**, 37 (2004).
 - [27] V. A. Khodel *et al.*, *Phys. Rev. Lett.* **93**, 151101 (2004).
 - [28] T. L. Ainsworth, J. Wambach and D. Pines, *Phys. Lett. B* **222**, 173 (1989).
 - [29] D. G. Yakovlev *et al.*, *Adv. Space Res.* **33**, 523 (2004).
 - [30] D. A. Baiko, P. Haensel and D. G. Yakovlev, *Astron. Astrophys.* **374**, 151 (2001); O. Y. Gnedin, D. G. Yakovlev and A. Y. Potekhin, *Mon. Not. Roy. Astron. Soc.* **324**, 725 (2001).
 - [31] P. S. Shternin and D. G. Yakovlev, *Phys. Rev. D* **75**, 103004 (2007); *Astron. Lett.* **34**, 675 (2008).
 - [32] S. Popov *et al.*, *Astron. Astrophys.* **448**, 327 (2006).