

Supermassive Black Holes: Connecting the Growth to the Cosmic Star Formation Rate

Eduardo S. Pereira[★] and Oswaldo D. Miranda[†]

*INPE - Instituto Nacional de Pesquisas Espaciais - Divisão de Astrofísica,
Av. dos Astronautas 1758, São José dos Campos, 12227-010 SP, Brazil*

16 June 2022

ABSTRACT

In this Letter, we present a model connecting the cosmic star formation rate (CSFR) to the growth of supermassive black holes. Considering that the evolution of the massive black hole is dominated by accretion (Soltan’s argument) and that the accretion process can be described by a probabilistic function directly regulated by the CSFR, we obtain the evolution of the black hole mass density. Then using the quasar luminosity function, we determine both the functional form of the radiative efficiency and the evolution of the quasar duty-cycle as functions of the redshift. We analyze four different CSFRs showing that the quasar duty-cycle, $\delta(z)$, peaks at $z \sim 8.5 - 11$ and so within the window associated with the reionization of the Universe. In particular, $\delta_{\max} \sim 0.09 - 0.22$ depending on the CSFR. The mean radiative efficiency, $\bar{\eta}(z)$, peaks at $z \sim 0.1 - 1.3$ with $\bar{\eta}_{\max} \sim 0.10 - 0.46$ depending on the specific CSFR used. Our results also show that is not necessary a supercritical Eddington accretion regime to produce the growth of the black hole seeds. The present scenario is consistent with the formation of black hole seeds $\sim 10^3 M_{\odot}$ at $z \sim 20$.

Key words: black hole physics — galaxies: active — galaxies: evolution — galaxies: nuclei — quasars: general

1 INTRODUCTION

There is strong evidence that nearly all galaxies contain supermassive black holes (SMBHs) in their centers, and that the evolution of the supermassive black hole and its host galaxy are connected (see, e.g., Ferrarese & Merrit 2000). In particular, the masses of the black holes range from $\sim 10^6 M_{\odot}$ for galaxies with small bulges up to $\sim 10^9 M_{\odot}$ for galaxies in cores of groups and clusters of galaxies (see, e.g., Margorrian et al. 1998). These SMBHs are present not only in the local Universe, in the form of the low luminosity active galactic nuclei (AGN), but also in the early stages of galaxy formation as can be seen from quasars discovered beyond $z > 6$ (see, e.g., Fan et al. 2003). Furthermore, accretion onto massive black holes is generally accepted as a way to power strong emission as observed in the cases of AGNs and quasars.

On the other hand, it is reasonable to consider that the growth of SMBHs can be regulated, in some way, by the cosmic star formation rate - CSFR (see, e.g., Franceschini et al. 1999; Haiman et al. 2004; Heckman et al. 2004; Merloni et al. 2004; Mahmood et al. 2005; Wang et al.

2006). This is reinforced by the fact that the CSFR can be directly connected to the masses of dark matter halos (see, e.g., Conroy & Wechsler 2009; Pereira & Miranda 2010). The dark halos are the natural nursery for the birth and growth of the massive black holes. In principle, measuring the masses and accretion rate of the black holes that drive the AGNs and quasars could help us understand the evolution of these sources, their connection with the CSFR, and the contribution of mini-quasars to the reionization of the universe. Here, we present a formalism permitting to confront several CSFRs with the quasar luminosity function (QLF). This formalism could also be used for a better estimate of the CSFR up to redshift ~ 7 using the QLF as an observational data to be fitted by the ‘theoretical’ CSFRs. Furthermore, this work could contribute to the study of the feedback processes associated with both: star formation at higher redshifts and growth of supermassive black holes. As main results, we derive the functional form of the radiative efficiency associate to the accretion process of these black holes and the evolution of the quasar duty-cycle. Through this paper we consider standard cosmological model (Λ CDM) with $\Omega_b = 0.04$, $\Omega_m = 0.27$, $\Omega_{\Lambda} = 0.73$, $h = 0.73$.

[★] duducosmo@das.inpe.br

[†] oswaldo@das.inpe.br

2 SMBHS AND THE CSFR

We consider that black holes grow by accreting matter (Soltan's argument; see, e.g., Soltan 1982; Wang et al. 2008) and that the accretion process can be described by a probabilistic function directly regulated by the CSFR. This can be described in the following way

$$\rho_{\text{BH}}(z) = \rho_{\text{BH}}^0 \frac{\rho_{\star\text{BH}}(z)}{\rho_{\star\text{BH}}(z=0)}, \quad (1)$$

where ρ_{BH}^0 represents the black hole mass density in our local universe. The function $\rho_{\star\text{BH}}(z)$ makes the connection between the CSFR and the black hole mass density at redshift z . In particular, we consider

$$\rho_{\star\text{BH}}(z) = \int_z^{z_f} \frac{\dot{\rho}_{\star}(z')}{(1+z')} P(t_d) \frac{dt_d}{dz'} dz'. \quad (2)$$

In Eq. (2), $\dot{\rho}_{\star}(z)$ represents the CSFR at redshift z , $P(t_d)$ is the probability per unit of time of the black hole grow up by accreting matter from the environment, and the $(1+z)$ term in the denominator considers the time dilatation due to the cosmic expansion. The time delay t_d makes the connection between the redshift z_f at which the accretion disk forms around the black hole and the redshift z at which the material is incorporated into the black hole. Thus, we have

$$t_d = \int_z^{z_f} \frac{9.78 h^{-1} \text{Gyr}}{(1+z') \sqrt{\Omega_{\Lambda} + \Omega_m(1+z')^3}} dz'. \quad (3)$$

We consider that $P(t_d) = B t_d^n$ and this function is normalized as $\int_{t_{\min}}^{t_{\text{now}}} P(t_d) dt_d = 1$, where t_{\min} is the minimum time required for the accretion process to take place and t_{now} is the age of the universe. We assume $t_{\min} = t_s = 4.2 \times 10^7$ yr, where t_s is the Salpeter time. It is worth stressing that $P(t_d) \propto t_d^n$ has been used by different authors in several astrophysical contexts (see, e.g., Regimbau & de Freitas Pacheco 2006; Regimbau & Hughes 2009 and references therein).

In this work, we consider the CSFR, $\dot{\rho}_{\star}(z)$, derived by: PM - Pereira & Miranda (2010) who obtained this function from the hierarchical scenario for structure formation using a Press-Schechter-like formalism; SH - Springel & Hernquist (2003) who obtain the CSFR from hydrodynamic simulations; HB - Hopkins & Beacom (2006) and F - Fardal et al. (2007) who derived the CSFR using the available observational data. In Fig. 1, we summarize all these different CSFRs.

In Fig. 2 can be seen the black hole mass density as a function of the redshift. The results are presented for four different CSFRs, as explained above, and using the formulation contained in Eqs. (1)-(2). Observe that for the CSFR derived by PM, $\rho_{\text{BH}}/\rho_{\text{BH}}^0$ peaks at $z = 1.1$ (1.5) for $n = -1.0$ ($n = -1.5$). Considering $n = -1.0$, note that PM-CSFR produces higher values for $\rho_{\text{BH}}(z)$ at redshifts $z > 4$ than those produced by others CSFRs. We also plot in Fig. 2 $\rho_{\text{BH}}(z)$ derived from the standard model (SM). In this case, $\rho_{\text{BH}}(z)$ is obtained from the integration of the QLF, $\Phi_b(L_b, z)$, in the following way (see, e.g., Small & Blandford

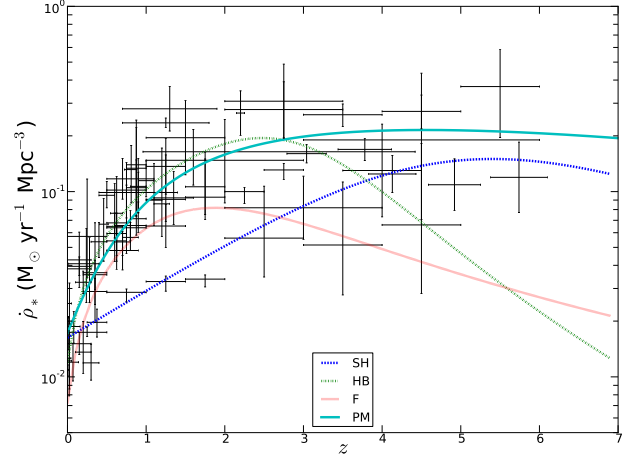


Figure 1. Cosmic Star Formation Rate (CSFR) derived by: PM - Pereira & Miranda (2010); SH - Springel & Hernquist (2003); HB - Hopkins & Beacom (2006); F - Fardal et al. (2007). The observational points were taken from Hopkins (2004, 2007).

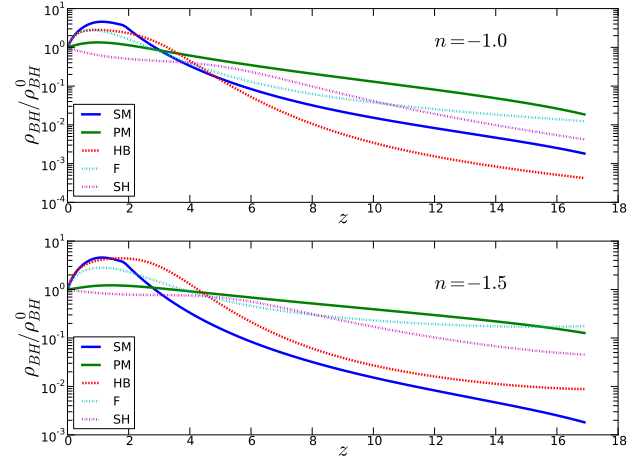


Figure 2. The co-moving massive black hole mass density. We present $\rho_{\text{BH}}(z)/\rho_{\text{BH}}^0(z)$ using the four CSFRs presented above. The results are shown for two values of the n -exponent of the probability function ($n = -1.0$ and $n = -1.5$). We also present for comparison ρ_{BH} derived from the standard model (SM).

1992; Yu & Tremaine 2002; Merloni et al. 2004; Wang, Chen & Zhang 2006; Shankar 2009; Shankar et al. 2009)

$$\rho_{\text{BH}}(z) = \int_z^{\infty} \frac{dt}{dz} \int_{L_i}^{L_s} \frac{1-\eta}{c^2 \eta} L_b \Phi_b(L_b, z) dL_b, \quad (4)$$

where L_b is the bolometric luminosity taken from Hopkins et al. (2007), η is the radiative efficiency and c is the speed of light. Note that in order to solve equation (4) some consideration about η value should be made. In general, η is assumed constant with typical value ~ 0.1 . However, we will show in the next Section that η must be a function of time if the growth of the SMBHs is regulated by the CSFR.

3 THE MEAN RADIATIVE EFFICIENCY AND THE QUASAR DUTY-CYCLE

The bolometric luminosity of a black hole with accretion rate \dot{M}_a is given by $L = \bar{\eta} \dot{M}_a c^2$ (with $\bar{\eta}$ the mean radiative efficiency). Considering that \dot{M}_a is related to the mass variation of the black hole by $\dot{M}_a = \dot{M}_{\text{BH}}/(1.0 - \bar{\eta})$, and that $\bar{\eta}$ is a function only of the redshift z , we obtain:

$$U = c^2 \frac{\bar{\eta}}{(1 - \bar{\eta})} \dot{\rho}_{\text{BH}}, \quad (5)$$

with U being the luminosity density. Deriving the equation (1) in z and using the result in (5) produces:

$$U(z) = \frac{\bar{\eta} c^2}{1 - \bar{\eta}} \frac{\rho_{\text{BH}}^0}{\rho_{\text{BH}}^0} \frac{\dot{\rho}_*(z)}{(1+z)} P(t_d). \quad (6)$$

The temporal dependence of $\bar{\eta}$ reflects the fact that the active supermassive black holes have a finite lifetime (Davis & Laor 2011). In order to derive $\bar{\eta}(z)$, we shall use the luminosity density $U(z)$ obtained from the integration of the QLF in the following way

$$U(z) = \int_{L_b^*} L_b \Phi_b(L_b, z) dL_b, \quad (7)$$

where L_b^* is the lower limit of the QLF. Here, we take L_b^* and $\Phi_b(L_b, z)$ from Hopkins et al. (2007). Then, defining

$$f(z) \equiv \frac{\bar{\eta}}{1 - \bar{\eta}}, \quad (8)$$

we can write

$$U = c^2 f(z) \dot{\rho}_{\text{BH}}. \quad (9)$$

Now, we define a functional $f'(z, \vec{n}_i)$ which will be used to map $f(z)$ given by Eq. (8). In particular, \vec{n}_i is a vector of parameters and so

$$f'(z, b_1, b_2, t_q) = C_0 \left[\left(\frac{t_u(z)}{t_q} \right)^{b_1} + \left(\frac{t_q}{t_u(z)} \right)^{b_2} \right]^{-1}, \quad (10)$$

where C_0 is a normalization constant which gives $\bar{\eta}(z=0) = \bar{\eta}^0$ (with $\bar{\eta}^0 = 0.1$, see, e.g., Hopkins et al. 2007), t_q can be understood as a characteristic time-scale, b_i ($i = 1, 2$) are dimensionless constants, and $t_u(z)$ is the age of the Universe at redshift z .

The parametric form of Eq. (10) is widely used in the literature. For example, Eq. (12) of Hopkins & Hernquist (2009) and Eq. (13) of Hopkins et al. (2006) are similar to Eq. (10) presented here. Furthermore, Wang et al. (2006) used the same parametric form to determine the mass function of supermassive black holes. Note that, we are using the Eq. (7) as a source of information to obtain $\bar{\eta}(z)$. Thus, using Eq. (10) in Eq. (9) is possible to write

$$e_i(\vec{n}_i, U_i, z_i) = \|U(z_i) - c^2 f'(z_i, \vec{n}_i) \dot{\rho}_{\text{BH}}(z_i)\|. \quad (11)$$

The function that will be minimized is

Table 1. Best fit parameters of $\bar{\eta}(z)$.

n	CSFR	b_1	b_2	t_q (Gyr)
-1.5	PM	2.85	2.39	5.74
-1.5	HB	1.51	1.29	13.19
-1.5	F	0.82	1.47	5.99
-1.5	SH	2.74	3.17	4.93
-1.0	PM	1.81	1.96	5.40
-1.0	HB	1.91	0.74	14.81
-1.0	F	0.46	1.06	4.23
-1.0	SH	2.37	2.72	4.72

Table 2. Maximum values for the mean radiative efficiency.

n	CSFR	$\bar{\eta}_{\text{max}}$	z_{max}
-1.5	PM	0.38	1.1
-1.5	HB	0.10	0.1
-1.5	F	0.11	0.6
-1.5	SH	0.46	1.2
-1.0	PM	0.23	1.1
-1.0	HB	0.10	0.3
-1.0	F	0.11	0.7
-1.0	SH	0.39	1.3

$$J(\vec{n}_i) = \sum_{i=0}^{N-1} e_i^2(\vec{n}_i, U_i, z_i). \quad (12)$$

See that $\bar{\eta} = f(z)/(1.0 + f(z))$ and $f(z) = f'(z, \vec{n}_{i_{\text{best}}})$, where $\vec{n}_{i_{\text{best}}}$ gives the best fit from the equation (12). In Table 1 we present the best fit parameters which permit to derive the function $\bar{\eta}(z)$.

Figure 3 presents the luminosity density of this work when compared to that obtained from Eq. (7), which comes from the integration of the QLF (Hopkins et al. 2007). In particular, for $n = -1.0$ we see that PM and SH CSFRs produce an excellent agreement with $U(z)$ up to redshift ~ 6 . In the case $n = -1.5$ we verify that F-CSFR has the best agreement with $U(z)$ at $z \lesssim 1$. On the other hand, from $z \sim 1$ up to redshift ~ 6 , PM and SH, beyond F-CSFR, have good agreement with the integrated QLF if we consider the parametric form given by Eq. (10).

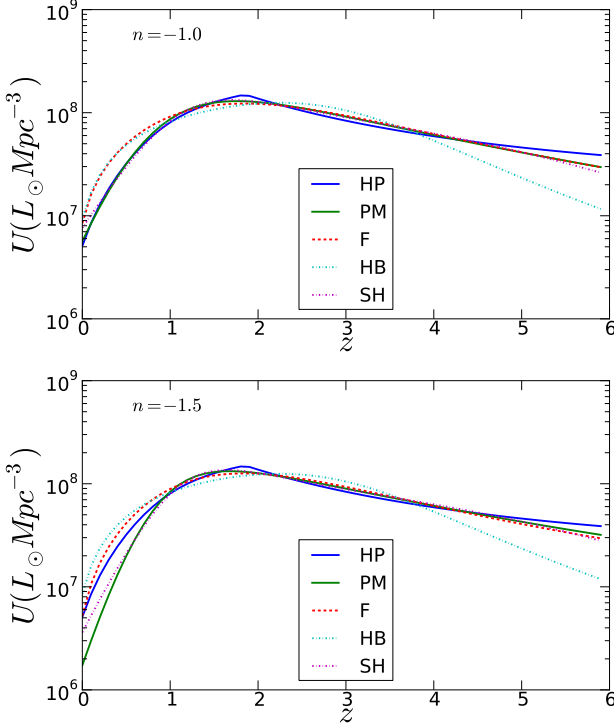
In Fig. 4 we present the mean radiative efficiency $\bar{\eta}(z)$ as a function of the redshift while in Table 2 we show the redshift where $\bar{\eta}(z)$ peaks. See that $\bar{\eta}_{\text{max}}$ is within the range 0.10–0.46 depending on the specific CSFR. In particular, in these cases we have z_{max} in the range 0.1–1.3. These results are concordant with accreting black holes which could reach $\bar{\eta} \sim 0.2$ for the most massive systems (Narayan 2005).

On the other hand, the Eddington mass can be written as $\dot{M}_{\text{edd}} = M_{\text{BH}}/t_s$. The bolometric luminosity-weighted by the Eddington mass is $L = (\eta c^2 \dot{m} M_{\text{BH}})/t_s$, where $\dot{m} = \dot{M}_a/\dot{M}_{\text{edd}}$ is the dimensionless accretion rate. Assuming that $\langle \dot{m} \rangle$ is a function only of the redshift (see Hopkins et al. 2007) we can write

$$U(z) = \frac{\bar{\eta} \langle \dot{m} \rangle \rho_{\text{BH}} c^2}{t_s}. \quad (13)$$

Table 3. Maximum values for the quasar duty-cycle.

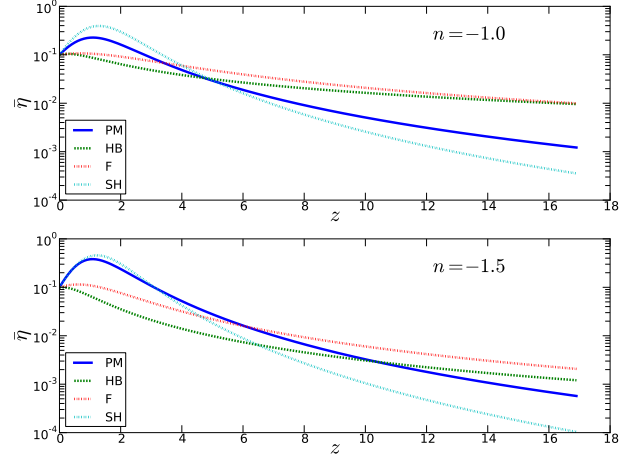
n	CSFR	δ_{\max}	z_{\max}
-1.5	PM	0.13	11.1
-1.5	HB	0.15	8.5
-1.5	F	0.09	9.9
-1.5	SH	0.16	9.4
-1.0	PM	0.19	10.9
-1.0	HB	0.20	9.0
-1.0	F	0.14	9.7
-1.0	SH	0.22	9.6

**Figure 3.** The quasar luminosity density as a function of the redshift. HP represents $U(z)$ obtained from the integration of the QLF. Different $U(z)$ directly derived from the CSFRs are also presented for $n = -1.0$ (upper panel) and $n = -1.5$ (lower panel).

Using equations (13) and (5), we obtain

$$\langle \dot{m} \rangle = \frac{t_s}{(1 - \bar{\eta})} \frac{\dot{\rho}_{\text{BH}}}{\rho_{\text{BH}}}. \quad (14)$$

In Figure 5 we present the evolution of $\langle \dot{m} \rangle$ with the redshift. We can see that the accretion processes are more active at higher redshifts for all CSFRs studied in the present paper. However, our results also show that the accretion processes never reach a super-Eddington regime. The accretion process associated to the growth of SMBHs is

**Figure 4.** Mean radiative efficiency as a function of the redshift. The upper panel presents the results for $n = -1.0$ while in the lower panel we have $n = -1.5$ for the slope of the probability function.

‘well-behaved’ during all time associated from the seed black hole formation up to the present time. Another point can be derived from the equation (14). It is possible to find the mean accretion weighted by the lifetime of a SMBH (Merloni et al. 2004). In particular, we have

$$\tau_{\text{DC}}(z) = \int_z^{z_{\text{ini}}} \langle \dot{m} \rangle \frac{dt}{dz'} dz'. \quad (15)$$

On the other hand, the quasar duty-cycle, $\delta(z)$, associated to the SMBHs can be derived from the ratio of $\tau_{\text{DC}}(z)$ to the Hubble time. This result is presented in Figure 6. See that $\delta(z)$ is also defined as the fraction of active black holes to their total number. As pointed by Wang, Chen & Zhang (2006), this parameter is a key to understand how many times and how many black holes are triggered during their lifetimes. In Table 3, we show the redshifts where $\delta(z)$ peaks for each CSFR studied here. Note that typically, δ is maximum in the redshift range 8.5 – 11.0 and this is very curious because the redshift of reionization is 10.5 ± 1.2 (Jarosik et al. 2011).

4 DISCUSSION

In this Letter we present a model to obtain the mass density of SMBHs from the cosmic star formation rate. The key point to do that is to consider Soltan’s argument and that the accretion process can be described by a probabilistic function directly regulated by the CSFR. Our model permits to determine the function $\rho_{\text{BH}}(z)$, the mean radiative efficiency associated with the growth of the black holes, $\bar{\eta}(z)$, and the quasar duty-cycle $\delta(z)$. In the literature, the common way to obtain the mass density of SMBHs is by integration of the QLF as presented in Eq. (4) and considering $\bar{\eta}$ as a constant. However, here we present a different scenario. In particular, we derive $\rho_{\text{BH}}(z)$ from the CSFR and then we use the quasar luminosity density in

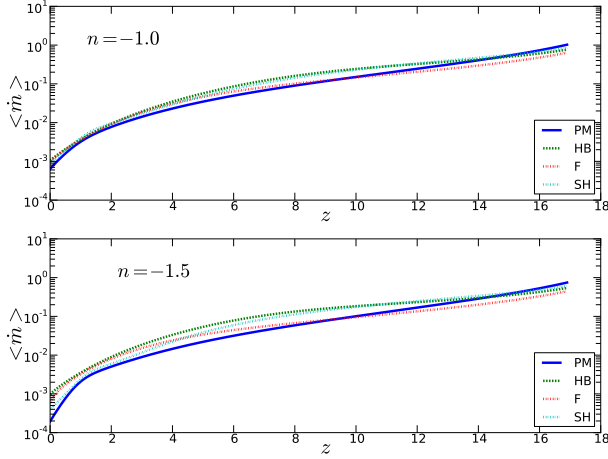


Figure 5. The mean dimensionless accretion rate for $n = -1.0$ and $n = -1.5$ as functions of the redshift.

order to obtain the mean radiative efficiency as a function of the redshift. From $\bar{\eta}(z)$ is straightforward to obtain the dimensionless mass accretion rate and the quasar duty-cycle.

If we consider $\rho_{\text{BH}}^0 = (5.9h^3) \times 10^5 \text{M}_{\odot} \text{Mpc}^{-3}$ (Graham & Driver 2007; Vika et al. 2009), then our model returns, using the CSFR of Pereira & Miranda (2010), $\rho_{\text{BH}}^{\text{seed}} = 4.60 \times 10^3 \text{M}_{\odot} \text{Mpc}^{-3}$ (with $n = -1.0$). This result is compatible with black hole seeds $\sim 10^3 \text{M}_{\odot}$ at $z \sim 20$. We also note that the quasar duty-cycle has a maximum value close to $z \sim 8.5 - 11$ and so within the observational uncertainties associated to the redshift of reionization. As the main component of our model is the CSFR, this scenario offers several future possibility of investigations. One of them is related to the form of the probabilistic function which permits to determine the growth of SMBHs from the CSFR. Insofar as both star formation and growth of SMBHs can be described in the same way, the predictions of different probabilistic functions, $P(t_d)$, can be confronted to different observables at high redshifts. Finally, our results also show that is not necessary a supercritical Eddington accretion regime to produce the growth of the black hole seeds.

ACKNOWLEDGMENTS

ESP would like to thank the Brazilian Agency CAPES for support. ODM would like to thank the Brazilian agency CNPq for partial support (grant 300713/2009-6).

REFERENCES

Conroy C., Wechsler R.H. 2009, ApJ, 696, 620
 Davis S.W., Laor A. 2011, ApJ, 728, 98
 Fan X. et al . 2003, AJ, 125, 1649
 Fardal M.A., Katz N., Weinberg D.H., Davé R. 2007, MNRAS, 379, 958

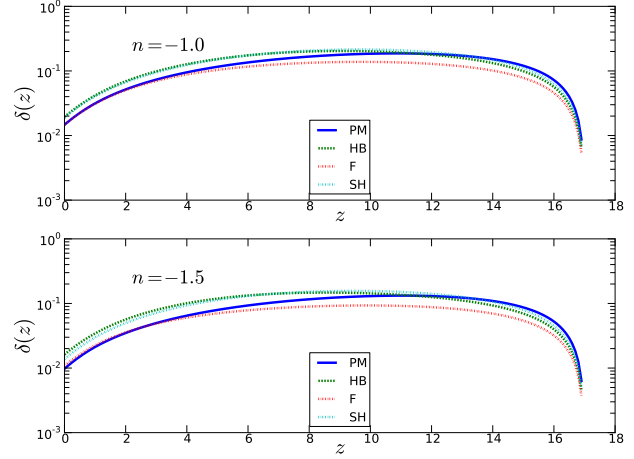


Figure 6. The quasar duty-cycle derived for $n = -1.0$ and $n = -1.5$.

Ferrarese L., Merritt D. 2000, ApJ, 539, L9
 Franceschini A., Hasinger G., Miyaji T., Malquori D. 1999, MNRAS, 310, L5
 Graham A.W., Driver S.P. 2007, MNRAS, 380, L15
 Haiman Z., Ciotti L., Ostriker J.P. 2004, ApJ, 606, 763
 Heckman T.M., Kauffmann G., Brinchmann J., Charlot S., Tremonti C., White S.D.M. 2004, ApJ, 613, 109
 Hopkins P.F. 2004, ApJ, 615, 209
 Hopkins P.F., Narayan R., Hernquist L. 2006, ApJ, 643, 641
 Hopkins A.M., Beacom J.F. 2006, ApJ, 651, 142
 Hopkins P.F., Richards G.T., Hernquist L. 2007, ApJ, 654, 731
 Hopkins P.F. 2007, ApJ, 654, 1175
 Hopkins P.F., Hernquist L. 2009, ApJ, 698, 1550
 Jarosik N. et al. 2011, ApJS, 192, 14
 Magorrian J. et al. 1998, AJ, 115, 2285
 Mahamood A., Devriendt J.E.G., Silk J. 2005, MNRAS, 359, 1363
 Merloni A., Rudnick G., Di Matteo T. 2004, MNRAS, 354, L37
 Narayan R. 2005, New J. of Phys., 7, 199
 Pereira E.S., Miranda O.D. 2010, MNRAS, 401, 1924
 Regimbau T., de Freitas Pacheco J.A. 2006, ApJ, 642, 455
 Regimbau T., Hughes S.A. 2009, Phys. Rev. D, 79, 062002
 Shankar F. 2009, New Astron. Rev., 53, 57
 Shankar F., Weinberg D.H., Miralda-Escude J. 2009, ApJ, 690, 20
 Small. T.A., Blandford R.D. 1992, MNRAS, 259, 725
 Soltan A. 1982, MNRAS, 200, 115
 Springel V., Hernquist L. 2003, MNRAS, 339, 312
 Vika M., Driver S.P., Graham A.W., Liske J. 2009, MNRAS, 400, 1451
 Wang J., Chen Y., Ho L.C., McLure R.J. 2006, ApJ, 642, L11
 Wang J., Chen Y., Zhang F. 2006, ApJ, 647, L17
 Wang J., Chen Y., Yan C., Hu C. 2008, ApJ, 673, L9
 Yu Q., Tremaine S. 2002, MNRAS, 335, 965