

Computing the Obstacle Number of a Plane Graph

Matthew P. Johnson¹ and Deniz Sariöz^{*2}

¹Pennsylvania State University

²The Graduate School and University Center of The City University of New York

June 2, 2019

Abstract

An *obstacle representation* of a plane graph G is $V(G)$ together with a set of opaque polygonal obstacles such that G is the visibility graph on $V(G)$ determined by the obstacles. We investigate the problem of computing an obstacle representation of a plane graph (ORPG) with a minimum number of obstacles. We call this minimum size the *obstacle number* of G .

First, we show that ORPG is NP-hard by reduction from planar vertex cover, resolving a question posed by [8]. Second, we give a reduction from ORPG to maximum degree 3 planar vertex cover. Since this reduction preserves solution values, it follows that ORPG is fixed parameter tractable (FPT) and admits a polynomial-time approximation scheme (PTAS).

1 Introduction

Let G be a plane graph with straight edges and vertices in general position; that is, a straight-line drawing of a planar graph with no edge crossings and no three vertices on a line in which the vertices are identified with their positions. We refer to the open line segment between a pair of non-adjacent graph vertices as a *non-edge* of D . An *obstacle representation* of G is a pair $(V(G), \mathcal{O})$ where \mathcal{O} is a set of polygons (not necessarily convex) called *obstacles*, such that:

1. G does not meet any obstacle, and
2. every non-edge of G meets at least one obstacle.

Equivalently, G is the visibility graph on $V(G)$ determined by the obstacles in \mathcal{O} . The size of an obstacle representation is the cardinality of \mathcal{O} . Denote by *ORPG* the problem of computing a minimum-size obstacle representation of G (the optimum of which is called the *obstacle number* of G). Alpert, Koch, and Laison introduced the notions *obstacle representation* and *obstacle number* for abstract graphs [2] and noted that in any *minimal* obstacle representation, each obstacle can be identified with the face it lies in. Hence, we will use the terms *face* and *obstacle* interchangeably. If the faces have weights then we can seek a minimum-weight obstacle representation.

^{*}Research supported by grants from NSA (47149-0001) and PSC-CUNY (63427-0041).

Finding a minimum-size obstacle representation of a straight-line graph drawing was treated as a computational problem in the setting in which D and G need not be planar [8]. This problem was reduced to hypergraph transversal (hitting set), with $O(n^4)$ faces available to pierce $O(n^2)$ non-edges ($O(n)$ faces and $\Theta(n^2)$ non-edges in the ORPG special case). A randomized $O(\log OPT)$ -approximation algorithm based on bounding the Vapnik-Chervonenkis dimension of the corresponding hypergraph family was given in [8]. Left open was the question of whether better approximations or perhaps optimal algorithms were feasible.

In this note we give partial answers to that question. We show that computing the obstacle number is NP-hard already in the special case of plane graphs; nonetheless, we show that ORPG admits a polynomial-time approximation scheme (PTAS) and is fixed-parameter tractable (FPT). We show hardness by a reduction from planar vertex cover; the positive results are consequences of a solution value-preserving reduction to maximum degree 3 planar vertex cover.

2 Reduction from planar vertex cover

Theorem 2.1. *ORPG is NP-hard.*

Proof. We reduce from planar vertex cover. Recall that in the decision version of planar vertex cover, we are given an abstract planar graph G having (without loss of generality) no isolated vertex, and a number k . Let $n = |V(G)|$, $m = |E(G)|$, and $f = n - m + 2$ (the number of faces in any crossing-free planar drawing of G). We will transform G in polynomial time into a plane graph G' in such a way that G has a vertex cover of size k if and only if G' has an obstacle representation of size k' (for k' defined below).

First, we construct from the planar vertex cover instance G a planar vertex cover problem instance G^3 with maximum degree 3, adapting and extending the construction of [6]. The graph G^3 admits a vertex cover of size k' if and only if G admits a vertex cover of size k . Second, we construct an ORPG instance G' in such a way that an obstacle representation of G' will correspond to a vertex cover of G^3 of the same size, and vice versa.

Constructing the maximum degree 3 planar vertex cover instance G^3 . The planar graph G^3 is constructed as follows. We transform each vertex v_i of G into a cycle C^i of length $2b_i$, with $b_i \in \deg(v_i) + \{0, 1, 2\}$ (with the exact value decided below). We color the vertices of C^i alternating between blue and red. We then create a single leaf vertex z_i adjacent to some arbitrary red vertex of C^i . We transform each edge (v_i, v_j) of G into a path P_{ij} with *three* edges whose endpoints are *distinct* blue vertices of C^i and C^j . We finally create f copies of the 3-vertex path graph P_3 , each constituting a component of G^3 .

We claim that G has a vertex cover of size at most k if and only if G^3 has one of size at most $k' = k + f + m + \sum_i b_i$.

(\Rightarrow): For each vertex v_i in a given vertex cover for G of size k , we select z_i and all the blue vertices of C^i , thus including an endpoint of each path P_{ij} ; and for each v_i not in the cover, we select all the red vertices of C^i (a total so far of $k + \sum_i b_i$ vertices). Since for every path P_{ij} at least one of the cycles C^i and C^j will have all its blue vertices chosen, thus including at least one endpoint of P_{ij} , choosing one internal vertex from each P_{ij} (m more), and the central vertex of each P_3 (f more) suffices to complete a size k' vertex cover for G^3 .

(\Leftarrow): Given a vertex cover for G^3 of size k' , we obtain a canonical vertex cover for G^3 of size $k'' \leq k'$ in the following way. Each copy of P_3 contributes at least one vertex to a cover, so have

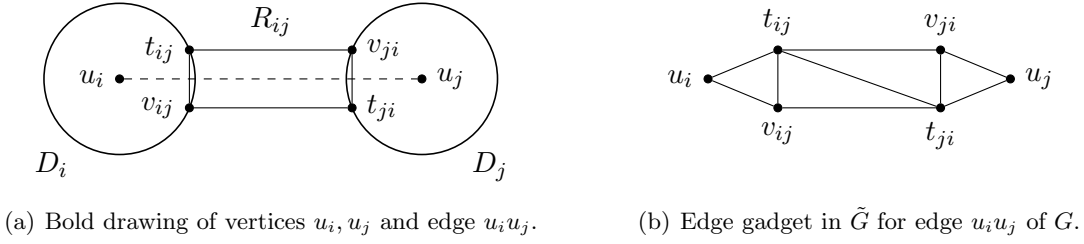


Figure 1: Bold drawing and edge gadget for an edge of G .

it contribute exactly its central vertex, for a total of f vertices. Each path P_{ij} contributes at least one of its internal vertices to cover its central edge. If both internal vertices of a path P_{ij} are in the given cover, take one internal vertex out and ensure that its blue neighbor is in, which makes for m internal vertices from these paths. Note that every cycle C^i contributes at least b_i vertices, lest some edge of the cycle be uncovered. This holds with equality only if C^i contributes (including ‘its’ z_i) exactly its red vertices. Otherwise, ensure that C^i contributes exactly $1 + b_i$ vertices: ‘its’ z_i and its blue vertices. Denote by k'' the size of this resulting canonical vertex cover. The cycles in G^3 contributing blue vertices therefore correspond to a vertex cover for G of size $k'' - f - m - \sum_i b_i \leq k' - f - m - \sum_i b_i = k$.

Constructing the ORPG instance \tilde{G} . In the remainder of the proof, we show how to “implement” the graph G^3 as an equivalent ORPG problem instance. The basic building blocks of the construction are *empty triangles* and *diamonds*. An *empty triangle* is a face of a plane graph that is surrounded by three edges and has no vertex inside. A *diamond* consists of two empty triangles sharing an edge and having their *four* vertices in convex position. Observe that a diamond contains a non-edge between two of its vertices. Hence at least one empty triangle of every diamond must be chosen in an obstacle representation. The f copies of P_3 in G^3 will match the faces of \tilde{G} besides empty triangles, all of which must be chosen. The remaining vertices of G^3 will match the empty triangles of \tilde{G} , such that the edges among them match the diamonds of \tilde{G} . Hence there will be a natural bijection between vertex covers of G^3 and obstacle representations of \tilde{G} .

To begin the construction, we use the linear-time algorithm of de Fraysseix, Pach, and Pollack [4] to obtain a planar imbedding of G on a $O(n) \times O(n)$ portion of the integer lattice and then perturb the coordinates to obtain general position. (We do not distinguish between G and this imbedding.) We first visualize \tilde{G} as a bold drawing [9] of G , whose vertices are represented by small disks and edges by solid rectangles: we draw each vertex u_i of G as a disk D_i about u_i (with boundary \tilde{C}^i), and every edge $u_i u_j$ as a solid rectangle R_{ij} . See Fig. 1(a). Each R_{ij} has two vertices t_{ij}, v_{ij} on \tilde{C}^i and two vertices t_{ji}, v_{ji} on \tilde{C}^j such that the line $u_i u_j$ is a midline of R_{ij} , and $t_{ij} u_i v_{ij} t_{ji} u_j v_{ji}$ is a counterclockwise ordering of the vertices of a convex hexagon.

We draw the disks small enough to ensure that they are well-separated from one another. We set the radius r of every disk to the smaller of $1/4$ and half of the minimum distance between a vertex u_i and an edge $u_j u_k$ ($j \neq i \neq k$) of G . To fix a single width for all rectangles (i.e., $\|t_{ij} - v_{ij}\|$), we set a global angle measure α to the smaller of 45° and half of the smallest angle between two edges of $E(G)$ incident on the same vertex of $V(G)$.

\tilde{G} is modeled on the bold drawing, by implementing each edge of G (path P_{ij} of G^3) with an

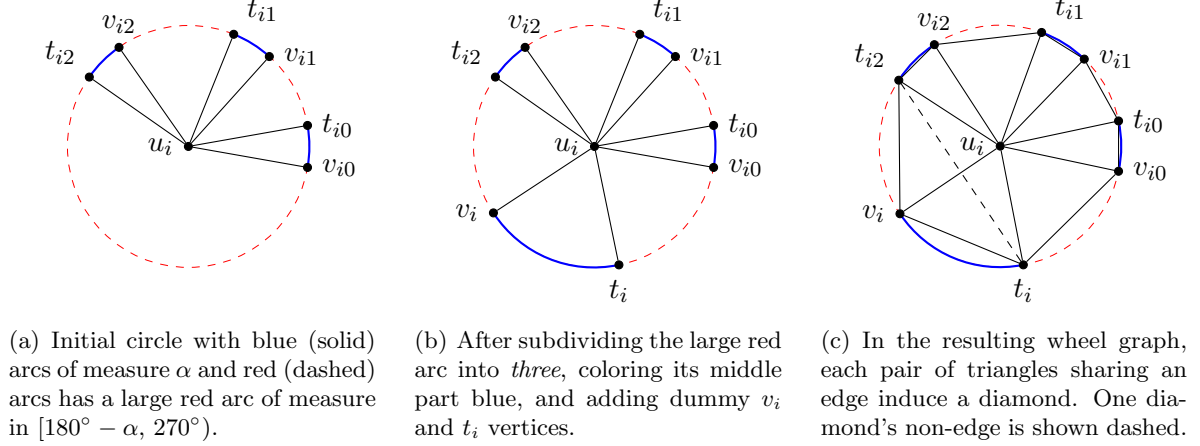


Figure 2: Constructing the wheel graph drawing in the case of a large red arc.

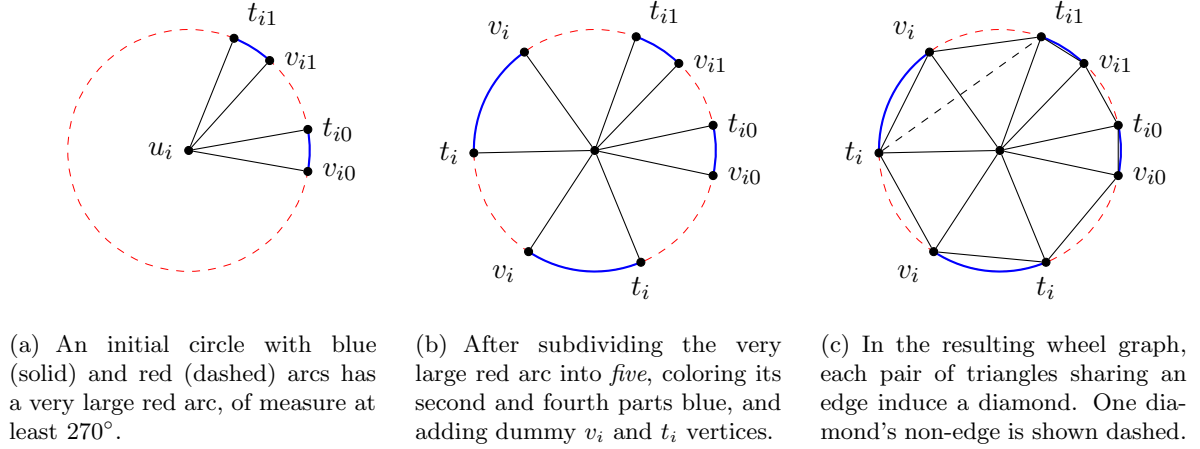


Figure 3: Constructing the wheel graph drawing in the case of a *very* large red arc.

edge gadget and each vertex of G (cycle C^i of G^3) with a vertex gadget. The edge gadget, consisting of four triangles forming three diamonds, is shown in Fig. 1(b). (Note that each pair $v_{ij}v_{ji}$ defines a non-edge.)

The vertex gadget is a modified wheel graph whose triangles correspond to the vertices of cycles C^i in G^3 (see Fig. 2). On every circle \tilde{C}^i , for every edge $u_i u_j$ in G , we color blue the arc of measure α centered about the intersection of circle \tilde{C}^i with $u_i u_j$ (a non-edge in \tilde{G}). We place t_{ij} and v_{ij} at the endpoints of this arc so that $t_{ij}u_i v_{ij}$ is a counterclockwise triple. By the choice of α , all blue arcs are well-separated, and hence the rectangles are well-separated from one another and from other disks, by the choice of r . We color the remaining arcs red to obtain a red-blue striped pattern on each circle \tilde{C}^i , corresponding in color to the vertices of the corresponding C^i in G^3 .

On every circle \tilde{C}^i , we will add the remaining edges between consecutive vertices of \tilde{C}^i to complete the union of the triangles $t_{ij}u_i v_{ij}$, forming a wheel graph on hub u_i , such that every pair

of triangles sharing a spoke form a diamond. If a red arc has measure at least $180^\circ - \alpha$, however, we must add additional spokes. By the general position assumption, at most one red arc per wheel can have such great measure. If such a red arc has measure less than 270° , we divide it evenly into *three* parts and color the middle part blue (see Fig. 2); otherwise, we divide it evenly into *five* parts and color the second and fourth parts blue (see Fig. 3), maintaining the striped pattern in both cases. We place dummy t_i and v_i vertices¹ at the newly created (*zero, two or four*) arc endpoints. Finally, we add the requisite edges to complete the wheel graph.

We place a vertex \tilde{z}_i on an arbitrary red arc of \tilde{C}^i and connect it in \tilde{G} to the end vertices (say t_{ij} and v_{ik}) of that arc. Thus an empty triangle $t_{ij}\tilde{z}_iv_{ik}$ is formed in \tilde{G} as part of a diamond with u_i , corresponding to z_i and its incident edge in G^3 .

In the unbounded face of \tilde{G} we place two isolated vertices inducing a non-edge inside the unbounded face, thus requiring this face to be chosen in any solution. Every non-triangular face of \tilde{G} must be selected as an obstacle, since every simple polygon with at least 4 vertices has an internal diagonal (i.e., a non-edge). The selection of these faces are forced moves and correspond to the selection, in a vertex cover for G^3 , of the central vertex of each P_3 .

This completes the construction of \tilde{G} . Since each pair of neighboring triangles in \tilde{G} indeed form a diamond and every non-triangular face is indeed a forced move, the result follows. \square

Remark 2.2. To represent coordinates *exactly* as described would require a very permissive unit-cost RAM model of computation in which it is possible to represent real numbers and perform arithmetic and trigonometric functions in unit time. The reduction above can be modified in such a way that each vertex position of \tilde{G} is represented using $O(\log n)$ bits.

In an alternate proof strategy, we can begin with a special *touching polygons* representation of G instead of a bold drawing. This strategy would involve topologically “collapsing” each rectangle R_{ij} to a single edge shared by the wheel graphs on hubs u_i and u_j , which is the unique edge crossing segment u_iu_j . There is a linear-time algorithm for computing a touching polygons representation where the number of sides in a polygon is at most *six* [5], this algorithm can be modified to ensure that every side of a polygon is an edge of \tilde{G} . The linear-time algorithm for computing a touching polygons representation given in [5] can easily be modified to ensure that every edge of G corresponds to a distinct side between two polygons, but using this method there is no guaranteed way to place hubs inside their corresponding polygons such that every pair of adjacent polygons have hubs that define non-edges that meet the shared polygon side. Nonetheless, a polynomial-time algorithm by Mohar [7] does ensure this.

3 Reduction to vertex cover

Theorem 3.1. *Weighted ORPG is reducible to weighted maximum degree 3 planar vertex cover by an optimal solution value-preserving reduction.*

Proof. Given a plane graph G on n vertices in general position, we construct a graph \hat{G} that admits a vertex cover of cost k if and only if G admits an obstacle representation of cost k .

Every bounded non-triangular face of G must be selected as an obstacle; moreover, the unbounded face must be chosen if and only if its convex hull boundary contains a non-edge. Since

¹Dummy vertices have no adjacencies with any vertices outside of D_i .

these are forced moves, we henceforth assume without loss of generality that every non-edge must block meets at least two faces.

Recall that an *empty triangle* is a bounded face on three vertices not containing any other vertices, and that a *diamond* consists of two empty triangles that share an edge and have their four vertices in convex position.

We claim that every non-edge must meet the two triangles forming some diamond, and hence must meet those triangles' shared edge. Assume for contradiction that some remaining non-edge s never crosses the diagonal edge of a diamond. Denote by u and v the endpoints of s , and orient the plane such that u is directly below v . Obtain a sequence of empty triangles (f_0, f_1, \dots, f_k) by tracing s from u (a vertex on f_0) to v (a vertex on f_k). Denote by v_i (for $1 \leq i \leq k$) the unique vertex in face f_k that is not a vertex of f_{i-1} (so that $v_k = v$). Without loss of generality, the reflex angle of f_0 and f_1 is to the right of s , which implies that v_1 is to the right of s . In order for f_2 to be the next face in this sequence, v_2 must be to the left of s . In general, in order for f_i to be the next face in this sequence, v_i must be on the other side of s from v_{i-1} . This pattern must continue indefinitely, lest two consecutive triangles form a diamond. The indefinite continuation of this pattern implies an infinite sequence of faces defined by s , and hence a contradiction.

We now define \hat{G} , which is a subgraph of the dual of G : each edge of \hat{G} corresponds to diamond of G . The graph \hat{G} is induced by these edges (with vertex weights set to the correspond face weights). For each diamond, at least one its two triangles must be chosen in any obstacle representation. Thus every obstacle representation of \hat{G} corresponds to a vertex cover of G of the same cost, and vice versa. \square

Remark 3.2. We may wish to adopt the more realistic bit model, since a plane graph drawing may have been expressed using a number of bits super-polynomial in n for vertex coordinates. In this model, the reduction would require time super-polynomial in $|V(G)|$ but nonetheless polynomial in the number of input bits used for representing G .

From Theorem 3.1 we immediately obtain the following.

Corollary 3.3. *Weighted ORPG admits a polynomial-time approximation scheme (PTAS) [3].*

Moreover, this also follows.

Corollary 3.4. *ORPG is fixed parameter tractable (FPT).*

Proof. Perform the reduction of Theorem 3.1, producing a planar maximum degree 3 vertex cover instance \hat{G} with $V(\hat{G}) = \hat{n}$

Using the FPT algorithm by Xiao [10] for maximum degree 3 vertex cover on \hat{G} , we can compute an obstacle representation for G with k obstacles in additional time at most $1.1616^{k-|F_0|} \hat{n}^{O(1)} = 1.1616^{k-|F_0|} n^{O(1)} = 1.1616^k n^{O(1)}$.

Alternatively, using the FPT algorithm by Alber et al. [1] for planar vertex cover on \hat{G} , we can compute an obstacle representation for G with k obstacles in additional time at most $O(2^{4\sqrt{3(k-|F_0|)}} \hat{n}) = O(2^{4\sqrt{3(k-|F_0|)}} n) = O(2^{4\sqrt{3k}} n)$. \square

References

- [1] Jochen Alber, Henning Fernau, and Rolf Niedermeier. Parameterized complexity: Exponential speed-up for planar graph problems. In *in Electronic Colloquium on Computational Complexity (ECCC)*, pages 261–272. Springer, 2001.

- [2] Hannah Alpert, Christina Koch, and Joshua Laison. Obstacle numbers of graphs. *Discrete & Computational Geometry*, 44:223–244, July 2010. www.springerlink.com/content/45038g67t22463g5.
- [3] Brenda S. Baker. Approximation algorithms for np-complete problems on planar graphs. *J. ACM*, 41:153–180, January 1994.
- [4] Hubert de Fraysseix, János Pach, and Richard Pollack. How to draw a planar graph on a grid. *Combinatorica*, 10(1):41–51, 1990.
- [5] Christian A. Duncan, Emden R. Gansner, Yifan Hu, Michael Kaufmann, and Stephen G. Kobourov. Optimal polygonal representation of planar graphs. *CoRR*, abs/1104.1482, 2011.
- [6] Michael R. Garey and David S. Johnson. The rectilinear Steiner tree problem is NP-complete. *SIAM Journal of Applied Mathematics*, 32:826–834, 1977.
- [7] Bojan Mohar. Circle packings of maps in polynomial time. *European Journal of Combinatorics*, 18(7):785–805, 1997.
- [8] Deniz Sariöz. Approximating the obstacle number for a graph drawing efficiently. In *Proc. 23rd Canadian Conference on Computational Geometry (CCCG '11)*, 2011. Accepted paper, 6p.
- [9] Marc J. van Kreveld. Bold graph drawings. In *Proc. 21st Canadian Conference on Computational Geometry (CCCG '09)*, pages 119–122, 2010.
- [10] Mingyu Xiao. A note on vertex cover in graphs with maximum degree 3. In My Thai and Sartaj Sahni, editors, *Computing and Combinatorics*, volume 6196 of *Lecture Notes in Computer Science*, pages 150–159. Springer Berlin / Heidelberg, 2010.