

A 12 MINUTE ORBITAL PERIOD DETACHED WHITE DWARF ECLIPSING BINARY*

WARREN R. BROWN¹, MUKREMIN KILIC^{1,**}, J. J. HERMES², CARLOS ALLENDE PRIETO^{3,4}, SCOTT J. KENYON¹, AND D. E. WINGET²,

¹Smithsonian Astrophysical Observatory, 60 Garden St, Cambridge, MA 02138, USA

²Department of Astronomy, University of Texas at Austin, RLM 16.236, Austin, TX 78712, USA

³Instituto de Astrofísica de Canarias, E-38205, La Laguna, Tenerife, Spain

⁴Departamento de Astrofísica, Universidad de La Laguna, E-38205 La Laguna, Tenerife, Spain

Draft version November 8, 2018

ABSTRACT

We have discovered a detached pair of white dwarfs (WDs) with a 12.75 min orbital period and a 1,315 km s⁻¹ radial velocity amplitude. We measure the full orbital parameters of the system using its light curve, which shows ellipsoidal variations, Doppler boosting, and primary and secondary eclipses. The primary is a 0.25 M_⊙ tidally distorted helium WD, only the second tidally distorted WD known. The unseen secondary is a 0.55 M_⊙ carbon-oxygen WD. The two WDs will come into contact in 0.9 Myr due to loss of energy and angular momentum via gravitational wave radiation. Upon contact the systems may merge yielding a rapidly spinning massive WD, form a stable interacting binary, or possibly explode as an underluminous supernova type Ia. The system currently has a gravitational wave strain of 10⁻²², about 10,000 times larger than the Hulse-Taylor pulsar; this system would be detected by the proposed LISA gravitational wave mission in the first week of operation. This system's rapid change in orbital period will provide a fundamental test of general relativity.

Subject headings: binaries: close — binaries: eclipsing — Gravitational waves — Stars: individual: SDSS J065133.338+284423.37 — white dwarfs

1. INTRODUCTION

In Einstein's general theory of relativity, close pairs of stars produce gravitational waves, ripples in the curvature of space-time (Einstein 1916, 1918). Observations of the Hulse-Taylor binary pulsar PSR B1913+16 confirm the slow decay of the orbit predicted by Einstein's theory and provide indirect evidence for gravitational waves (Hulse & Taylor 1975; Weisberg et al. 2010). Ongoing and proposed instruments seek to detect gravitational waves directly (Jafry et al. 1994; Hobbs et al. 2009; Abbott et al. 2010). The strongest known gravitational wave sources are compact binaries containing neutron stars and WDs (e.g., Nelemans 2009). There are presently four known binaries with orbital periods less than 15 minutes – three AM CVn stars (Haberl & Motch 1995; Israel et al. 1999; Warner & Woudt 2002) and one low mass X-ray binary (Stella et al. 1987) – but all binaries with <1 hr orbital periods, with one exception (Kilic et al. 2011b), are interacting systems that complicate direct tests of Einstein's theory. Marsh & Nelemans (2005) show that the expected period change due to gravitational wave radiation can be modified by both induction-driven angular momentum interchange in magnetic WD systems and by mass-transfer in accreting systems. Moreover, there are different explanations for both the nature of the shortest-period AM CVn systems and their observed period changes (Strohmayer 2004; D'Antona et al. 2006; Deloye & Taam 2006; Roelofs et al. 2010).

Here, we report the discovery of a detached, 765 sec orbital period binary, SDSS J065133.33+284423.3 (hereafter J0651). The discovery comes from our on-going ELM Survey, a targeted spectroscopic survey for extremely low mass <0.25M_⊙ WDs (Brown et al. 2010; Kilic et al. 2010). The ELM Survey demonstrates that extremely low mass WDs are found in compact binaries, and that the majority of these binaries have <10 Gyr merger times due to gravitational wave radiation (Kilic et al. 2011a). Depending on the poorly constrained physics of the merger process, these merging WD systems may produce single helium-rich sdO stars, stable mass-transfer AM CVn binaries, or possibly underluminous supernova (as discussed in Kilic et al. 2010). The observed merger rate of the low mass WD binaries is about 1% of the Type Ia supernovae rate – comparable to the rate of underluminous supernovae (Brown et al. 2011). The ELM Survey is also responsible for finding the first tidally distorted WD (Kilic et al. 2011b). J0651 is the most extreme system discovered to date and shows that the ELM Survey may open a new window on gravitational wave sources.

In J0651, the orientation of the binary allows us to observe eclipses of each star by the other, leading to accurate measurement of the orbital parameters, masses, and WD radii. There is no evidence for mass transfer. These results suggest that J0651 is the cleanest known strong gravitational wave source, with an orbital decay time of less than 1 Myr. Future observations will allow us to measure the change in the orbital period. We hope to one day compare this change with direct measurements of gravitational waves and provide an unprecedented test of general relativity.

wbrown@cfa.harvard.edu, mkilic@cfa.harvard.edu

* Based on observations obtained at the MMT Observatory, a joint facility of the Smithsonian Institution and the University of Arizona, and on observations obtained at The McDonald Observatory of The University of Texas at Austin.

** *Spitzer Fellow*

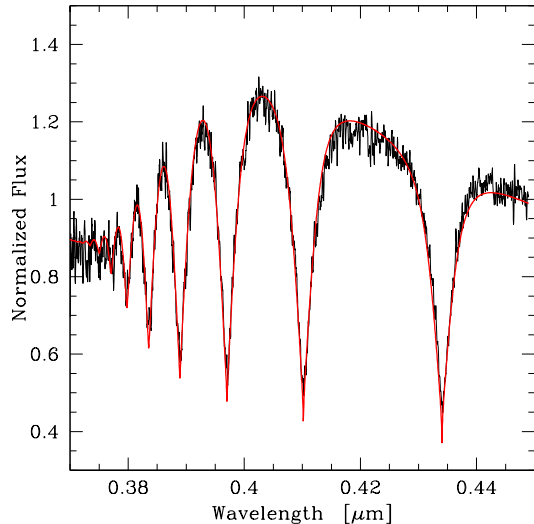


FIG. 1.— The composite observed spectrum of J0651, constructed by shifting the individual spectra to rest-frame and then summing them together to create an effective 60.5 min exposure, compared to the best-fit stellar atmosphere (solid red line) for a $0.25 M_{\odot}$ WD. The broad hydrogen Balmer absorption lines visually indicate J0651 is an unusually low mass WD.

2. DATA AND ANALYSIS

We discovered J0651 on 2011 March 2 as part of our targeted spectroscopic survey for extremely low mass WDs using the 6.5m MMT telescope. We used the MMT Blue Channel spectrograph (Schmidt et al. 1989) to obtain 1 \AA resolution spectra in the wavelength range $3600 \text{ \AA} - 4500 \text{ \AA}$. We recognized J0651 as a low mass WD due to its pressure-broadened hydrogen Balmer lines, seen in Figure 1.

Spectral fits to hydrogen atmosphere WD models (Koester 2008) yield a surface gravity of $\log g = 6.79 \pm 0.04$ dex (g in cm s^{-2}) and an effective temperature of $T_{\text{eff}} = 16,400 \pm 300 \text{ K}$. The Sloan Digital Sky Survey (SDSS, Aihara et al. 2011) spectrum of this object, on the other hand, yields a systematically larger $\log g = 6.97 \pm 0.05$ dex and $T_{\text{eff}} = 17,700 \pm 250 \text{ K}$ (S. J. Kleinman 2011, private communication) because the SDSS exposure spans 3.5 orbital periods and thus measures artificially broadened Balmer lines. Our own 6-10 min exposures of J0651 show similarly over-estimated surface gravities and temperatures. A correct understanding of J0651 requires time-resolved spectroscopy only possible with a larger telescope like the 6.5m MMT.

Figure 2 compares our best-fit model atmosphere to dereddened ($E(B-V) = 0.0706$ mag) ultraviolet Galaxy Evolution Explorer (GALEX) photometry (Martin et al. 2005), optical SDSS photometry, and our own near-infrared $J = 19.599 \pm 0.029$ mag measurement obtained with SWIRC (Brown et al. 2008) on the MMT. The broadband photometry supports our spectroscopic effective temperature and surface gravity measurement with one possible exception. The GALEX NUV point shows a $2\text{-}\sigma$ discrepancy with the model spectrum convolved with the filter bandpass, however the photometric error does not include the significant uncertainty in the extinction correction for GALEX filters (Wyder et al. 2005) and so we consider the discrepancy suspect. Compari-

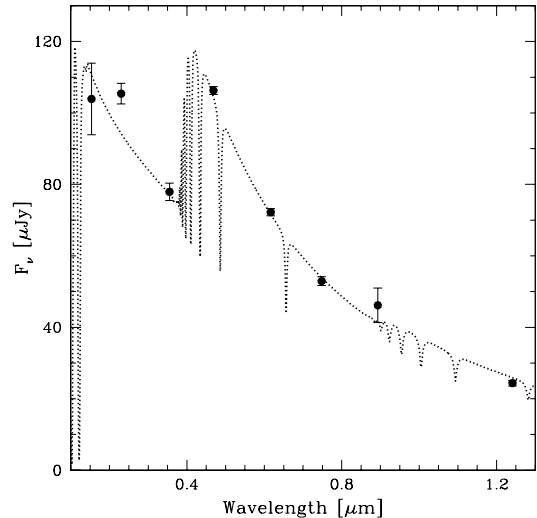


FIG. 2.— Best-fit WD model atmosphere (dotted line) compared to broadband photometry (dots). The ultraviolet, optical, and near-infrared measurements support our spectroscopic fit.

son with WD evolutionary tracks (Panei et al. 2007) indicates that J0651 is consistent with an extremely low mass $0.25 M_{\odot}$ helium-core WD.

We discovered that J0651 is a compact binary system when back-to-back spectra separated by 6 min showed a $\approx 1300 \text{ km s}^{-1}$ change in radial velocity (Figure 3). Despite the faintness of the $g = 19.1$ WD, the light-gathering power of the 6.5m MMT telescope allowed us to reduce our exposure times to 2-2.5 minutes and resolve the orbital period. The data are presented in Table 1. The observed velocity amplitude is an underestimate, however, because 1) our exposures span 18% of orbital phase and 2) the radial velocity curve is sinusoidal, not linear. By integrating a sine curve at the phase covered by our exposures, we determine that the velocity amplitude correction is 5.5%. The observed velocity amplitude is also underestimated if the WD is tidally distorted and its center-of-light differs from its center-of-mass. We do not correct for this effect given that the velocity correction is less than 1% – comparable to our measurement uncertainty – for the observed oblateness.

The best-fit orbital parameters to the radial velocities are: period $P = 765.4 \pm 7.9$ sec, corrected velocity semi-amplitude $K = 657.3 \pm 2.4 \text{ km s}^{-1}$, and systemic velocity $\gamma = 16.6 \pm 0.6 \text{ km s}^{-1}$. J0651 is very likely a Galactic disk object based on its small proper motion $(\mu_{\alpha}, \mu_{\delta}) = (-3.6, -1.2) \text{ mas yr}^{-1}$ (Munn et al. 2004) and small systemic velocity. J0651's location 220 pc above the plane (for a distance of 1 kpc, see below) is also consistent with a disk object.

We obtained time-series optical photometry of J0651 using the McDonald 2.1m Otto Struve Telescope using the Argos frame transfer camera (Nather & Mukadam 2004). Images were obtained with a *BG40* Schott glass filter. Our set of 3,038 10- and 15-second exposures come from five different nights in 2011 April covering a total time baseline of 12.1 days. The observed light curve, phased to the best-fit period, is plotted in Figure 4 and shows three significant features: a sinusoidal pattern due to ellipsoidal variations from the tidally distorted WD,

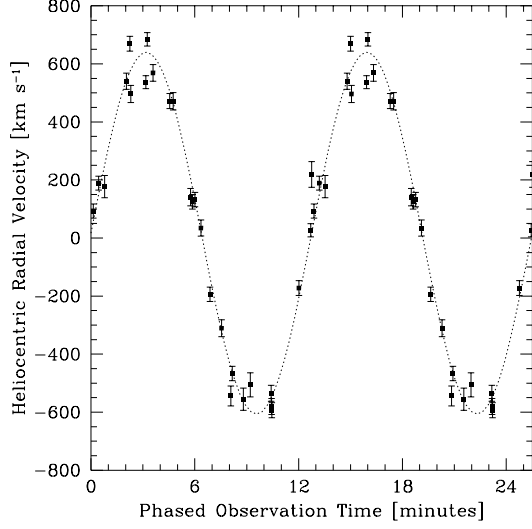


FIG. 3.— Radial velocity observations phased to the 765 sec orbital period. The best-fit orbit (dotted line) has a 1314.6 km s^{-1} velocity amplitude, which is 0.44% the speed of light.

TABLE 1
RADIAL VELOCITY MEASUREMENTS

HJD+2455600 (days)†	v_{helio} (km s^{-1})
22.76724617	471.0 ± 30.2
22.76919045	-310.7 ± 28.9
22.77118102	-534.9 ± 27.8
22.77311373	189.3 ± 23.9
22.77506958	684.5 ± 23.1
22.77697914	132.2 ± 25.0
22.77892341	-555.3 ± 38.4
22.78221017	177.1 ± 38.3
22.78415444	568.7 ± 29.0
22.78607558	34.5 ± 27.7
22.78806615	-505.9 ± 41.3
22.79001043	-172.5 ± 25.4
22.79194313	540.2 ± 28.0
23.66752771	92.8 ± 24.4
23.66963400	537.0 ± 22.3
23.67142783	140.8 ± 29.7
23.67304806	-544.2 ± 34.5
23.67469144	-593.0 ± 26.1
23.67628852	218.9 ± 44.2
23.67788561	496.0 ± 29.6
23.68036224	124.7 ± 25.4
23.68195933	-466.8 ± 25.0
23.68353327	-580.2 ± 27.4
23.68510721	26.8 ± 22.8
23.68670429	669.3 ± 25.5
23.68830137	471.9 ± 26.0
23.68992161	-193.7 ± 24.5

NOTE. — †Based on UTC.

an asymmetric peak in light due to relativistic beaming (so-called Doppler boosting), and periodic dips in light from the eclipses of the primary and secondary WDs.

We model the light curve of J0651 using JKTEBOP (Southworth et al. 2004) and verify our results with PHOEBE (Prša & Zwitter 2005). JKTEBOP³ and

³ JKTEBOP models the projection of each star as a biaxial ellipsoid and calculates a light curve by numerical integration of concentric circles over each star. A by-product of this calculation

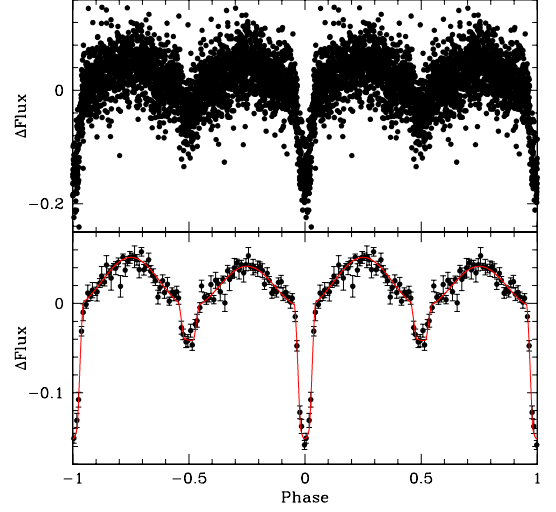


FIG. 4.— J0651 light curve. The upper panel plots the observed photometry vs. orbital phase, while the lower panel compares the binned data to the best-fit model (solid red line). The data reveals three dramatic features: a sinusoidal pattern due to ellipsoidal variations from the tidally distorted WD, an asymmetric peak in light due to Doppler boosting, and periodic dips in light from the eclipses of the primary (at phase 0) and secondary (at phase 0.5) WDs.

PHOEBE are based on the Eclipsing Binary Orbit Program (Popper & Etzel 1981) and the Wilson & Devinney (1971) codes, respectively. We first remove the 0.5% Doppler boosting (relativistic beaming) signal, however, because neither code models Doppler boosting. Doppler boosting has been seen in only a handful of systems (van Kerkwijk et al. 2010; Mazeh & Faigler 2010; Shporer et al. 2010; Bloemen et al. 2011); its asymmetric contribution to the J0651 light curve confirms the 765 sec orbital period. We then fit the 5% amplitude ellipsoidal variations and the 15% primary eclipse and 4% secondary eclipse. Reflection effects due to the heating of each WD by its companion are weak, $0.3\% \pm 0.4\%$.

The light curve yields a much more precise measurement of orbital period, $P = 765.2062 \pm 0.003$ sec. The ellipsoidal variations are due to the changing projected area of the distorted primary WD, hence they strongly depend on the inclination angle of the binary system. J0651's ellipsoidal variations and eclipses constrain⁴ the orbital inclination to $i = 86.9^{+1.6}_{-1.0}$ deg.

Eclipses also provide a precise measurement of the WD radii. The $0.25 M_{\odot}$ primary WD has an observed radius of $0.0353 \pm 0.0004 R_{\odot}$ that differs by 5% from the $0.0337 R_{\odot}$ radius predicted by helium WD models (Panei et al. 2007). Going in the other direction, the models predict that a WD with the observed radius and with mass $0.24 M_{\odot}$ has $\log g = 6.71$ dex and $T_{\text{eff}} = 16,000$ K, consistent with our spectroscopic observations. Given the uncertainties, we consider the observed and predicted radii in excellent agreement.

The unseen secondary has a mass of $0.55 M_{\odot}$ and an observed radius of $0.0132 \pm 0.0003 R_{\odot}$ typical for a

tion is an estimate of the oblateness of the primary WD. The 3% oblateness of J0651 falls within JKTEBOP's 4% oblateness limit for accurate light curve analysis.

⁴ Errors are estimated from 10,000 Monte-Carlo simulations with JKTEBOP as described in Southworth et al. (2005).

carbon-oxygen WD. The eclipse depths indicate the secondary is $3.7\% \pm 0.3\%$ as bright as the primary. Adopting $M_g = 8.9 \pm 0.1$ mag as the absolute magnitude of the $0.25 M_\odot$ primary (Panei et al. 2007), the secondary has $M_g = 12.5$ mag. A carbon-oxygen WD of this luminosity has $T_{\text{eff}} = 9000$ K, $\log g = 7.9$ dex, a cooling age of 700 Myr, and a radius of $0.0137 R_\odot$ (P.-E. Tremblay 2011, private communication). The observed secondary radius differs by 4% from the predicted radius. There are only two other model-independent mass and radius determinations of helium and carbon-oxygen WDs (Steinfadt et al. 2010; Parsons et al. 2011). Our results thus provide important constraints and reveal an overall agreement with current WD models.

3. DISCUSSION

Having accurately measured J0651's binary parameters we now calculate the gravitational wave emission predicted by Einstein's general theory of relativity. J0651, with a de-reddened apparent magnitude $g_0 = 18.84 \pm 0.01$ and thus a 1.0 ± 0.1 kpc distance from the Sun, has a predicted gravitational wave strain (e.g., Roelofs et al. 2007) of $h = 1.2 \times 10^{-22}$. J0651 is among the strongest known gravitational wave sources and, more importantly, has an orbital frequency that places it well above the expected gravitational wave foreground (Nelemans 2009). The proposed ESA/NASA Laser Interferometer Space Antenna (*LISA*) mission has its peak sensitivity at frequencies corresponding to $\simeq 5$ min orbital periods, and it should detect a strain of 10^{-22} at these frequencies with a signal-to-noise of $\simeq 100$ in one year (Roelofs et al. 2007). In other words, J0651 is a verification source that *LISA*, if built, would detect in the first week of operation.

We also predict that J0651's orbital period is shrinking by 2.7×10^{-4} sec per year due to gravitational wave radiation. The expected change in period adds up to a 5.5 sec change in time-of-eclipse in one year. When we measure this change we expect to provide yet another fundamental test of general relativity and the existence of gravitational waves.

The absence of mass transfer in J0651 is perhaps surprising given how quickly it will merge. In all known binaries with periods comparable to J0651 (e.g., Nelemans 2009) one star fills its Roche lobe and transfers mass to its companion. Our data show that the J0651 primary has a Roche lobe radius 1.5 times its current radius. Under the assumption of energy and angular momentum loss due to gravitational wave radiation, the primary WD will reach its Roche lobe radius at an orbital period of 6.5 minutes in 0.9 Myr.

What happens when the primary WD fills its Roche

lobe and begins mass transfer in 0.9 Myr is an open theoretical question. The stability of the mass transfer phase depends in part on the known binary mass ratio $q = 0.45$ and in part on the unknown tidal synchronization and entropy of the primary WD (Marsh et al. 2004). If mass transfer is stable, J0651 will become an AM CVn system like HM Cancri (Roelofs et al. 2010). Recent WD mass transfer models, on the other hand, predict that mass transfer will cause the pair of WDs to quickly coalesce and merge (Dan et al. 2011). A merger will likely produce a rapidly spinning massive WD, but an underluminous supernova explosion is also a possibility. Underluminous supernovae, such as SN 2005E, are rare types of supernovae that are 10-100 times less luminous than a normal supernova Type Ia and have only $\sim 0.25 M_\odot$ worth of ejecta (Perets et al. 2010). The spectrum and light curve of SN 2005E, for example, can be explained by the detonation of a $0.2 M_\odot$ helium layer on a $0.45 M_\odot$ WD (Waldman et al. 2010) – parameters very similar to the J0651 system. Depending on the nature of the mass transfer, there may be other mechanisms by which the system could detonate (Bildsten et al. 2007; Guillochon et al. 2010). Completing our survey for extremely low mass WD systems such as J0651 will allow us to measure the space density and merger rate of these systems and compare with the rate of underluminous supernovae.

4. CONCLUSION

The eclipsing detached WD binary system J0651 presents us with a remarkable laboratory. We can use its eclipses to measure WD masses and radii for detailed tests of WD models. We can use its changing binary orbital period and gravitational wave strain to test for the existence of gravitational waves predicted by general relativity. We can use its very existence to constrain the space density and merger rate of low mass WD binaries and links to underluminous supernovae. In the future, we plan to use multi-passband photometry to directly measure the nature of the secondary WD and to detect the change in orbital period predicted by general relativity.

We thank John Kuehne for his assistance with the observations. This work was supported in part by the Smithsonian Institution and by NASA through the *Spitzer Space Telescope* Fellowship Program and in part by the National Science Foundation under grant AST-0909107 and the Norman Hackerman Advanced Research Program under grant 003658-0252-2009.

Facilities: MMT (Blue Channel Spectrograph, SWIRC), 2.1m Otto Struve Telescope (Argos)

REFERENCES

- Abbott, B. P. et al. 2010, *ApJ*, 713, 671
- Aihara, H. et al. 2011, *ApJS*, 193, 29
- Bildsten, L., Shen, K. J., Weinberg, N. N., & Nelemans, G. 2007, *ApJ*, 662, L95
- Bloemen, S. et al. 2011, *MNRAS*, 410, 1787
- Brown, W. R., Kilic, M., Allende Prieto, C., & Kenyon, S. J. 2010, *ApJ*, 723, 1072
- . 2011, *MNRAS*, 411, L31
- Brown, W. R., McLeod, B. A., Geary, J. C., & Bowsher, E. C. 2008, in *SPIE Proceedings*, Vol. 7014, Ground-based and Airborne Instrumentation for Astronomy II., ed. I. S. McLean & M. M. Casali (Bellingham, WA:SPIE), 70142P
- Dan, M., Rosswog, S., Guillochon, J., & Ramirez-Ruiz, E. 2011, *ApJ*, submitted
- D'Antona, F., Ventura, P., Burderi, L., & Teodorescu, A. 2006, *ApJ*, 653, 1429
- Deloye, C. J. & Taam, R. E. 2006, *ApJ*, 649, L99
- Einstein, A. 1916, *Sitzungsberichte der Königlich Preußischen Akademie der Wissenschaften* (Berlin), 688

- . 1918, *Sitzungsberichte der Königlich Preußischen Akademie der Wissenschaften* (Berlin), 154
- Guillochon, J., Dan, M., Ramirez-Ruiz, E., & Rosswog, S. 2010, *ApJ*, 709, L64
- Haberl, F. & Motch, C. 1995, *A&A*, 297, L37+
- Hobbs, G. B. et al. 2009, *PASA*, 26, 103
- Hulse, R. A. & Taylor, J. H. 1975, *ApJ*, 195, L51
- Israel, G. L., Panzera, M. R., Campana, S., Lazzati, D., Covino, S., Tagliaferri, G., & Stella, L. 1999, *A&A*, 349, L1
- Jafry, Y. R., Cornelisse, J., & Reinhard, R. 1994, *ESA Journal*, 18, 219
- Kilic, M., Brown, W. R., Allende Prieto, C., Agüeros, M. A., Heinke, C., & Kenyon, S. J. 2011a, *ApJ*, 727, 3
- Kilic, M., Brown, W. R., Allende Prieto, C., Kenyon, S. J., & Panei, J. A. 2010, *ApJ*, 716, 122
- Kilic, M. et al. 2011b, *MNRAS*, L233
- Koester, D. 2008, *arXiv:0812.0482*
- Marsh, T. R. & Nelemans, G. 2005, *MNRAS*, 363, 581
- Marsh, T. R., Nelemans, G., & Steeghs, D. 2004, *MNRAS*, 350, 113
- Martin, D. C. et al. 2005, *ApJ*, 619, L1
- Mazeh, T. & Faigler, S. 2010, *A&A*, 521, L59+
- Munn, J. A. et al. 2004, *AJ*, 127, 3034
- Nather, R. E. & Mukadam, A. S. 2004, *ApJ*, 605, 846
- Nelemans, G. 2009, *Classical and Quantum Gravity*, 26, 094030
- Panei, J. A., Althaus, L. G., Chen, X., & Han, Z. 2007, *MNRAS*, 382, 779
- Parsons, S. G., Marsh, T. R., Gänsicke, B. T., Drake, A. J., & Koester, D. 2011, *ApJ*, 735, L30
- Perets, H. B. et al. 2010, *Nature*, 465, 322
- Popper, D. M. & Etzel, P. B. 1981, *AJ*, 86, 102
- Prša, A. & Zwitter, T. 2005, *ApJ*, 628, 426
- Roelofs, G. H. A., Groot, P. J., Benedict, G. F., McArthur, B. E., Steeghs, D., Morales-Rueda, L., Marsh, T. R., & Nelemans, G. 2007, *ApJ*, 666, 1174
- Roelofs, G. H. A., Rau, A., Marsh, T. R., Steeghs, D., Groot, P. J., & Nelemans, G. 2010, *ApJ*, 711, L138
- Schmidt, G. D., Weymann, R. J., & Foltz, C. B. 1989, *PASP*, 101, 713
- Shporer, A., Kaplan, D. L., Steinfadt, J. D. R., Bildsten, L., Howell, S. B., & Mazeh, T. 2010, *ApJ*, 725, L200
- Southworth, J., Maxted, P. F. L., & Smalley, B. 2004, *MNRAS*, 351, 1277
- Southworth, J., Smalley, B., Maxted, P. F. L., Claret, A., & Etzel, P. B. 2005, *MNRAS*, 363, 529
- Steinfadt, J. D. R., Kaplan, D. L., Shporer, A., Bildsten, L., & Howell, S. B. 2010, *ApJ*, 716, L146
- Stella, L., Friedhorsky, W., & White, N. E. 1987, *ApJ*, 312, L17
- Strohmayer, T. E. 2004, *ApJ*, 610, 416
- van Kerkwijk, M. H., Rappaport, S. A., Breton, R. P., Justham, S., Podsiadlowski, P., & Han, Z. 2010, *ApJ*, 715, 51
- Waldman, R., Sauer, D., Livne, E., Perets, H., Glasner, A., Mazzali, P., Truran, J. W., & Gal-Yam, A. 2010, *ApJ*, submitted
- Warner, B. & Woudt, P. A. 2002, *PASP*, 114, 129
- Weisberg, J. M., Nice, D. J., & Taylor, J. H. 2010, *ApJ*, 722, 1030
- Wilson, R. E. & Devinney, E. J. 1971, *ApJ*, 166, 605
- Wyder, T. K. et al. 2005, *ApJ*, 619, L15