

Four-loop QCD analysis of the Bjorken sum rule vs data

V.L. Khandramai^a, R.S. Pasechnik^b, D.V. Shirkov^c, O.P. Solovtsova^{a,c}, O.V. Teryaev^c

^aGomel State Technical University, 246746 Gomel, Belarus

^bHigh Energy Physics, Department of Physics and Astronomy, Uppsala University,
SE-75121 Uppsala, Sweden

^cBogoliubov Laboratory of Theoretical Physics, Joint Institute for Nuclear Research,
141980 Dubna, Moscow Region, Russia

Abstract

We study the polarized Bjorken sum rule at low momentum transfers in the range $0.22 < Q < 1.73$ GeV with the four-loop N³LO expression for the coefficient function $C_{\text{Bj}}(\alpha_s)$ in the framework of the common QCD perturbation theory (PT) and the singularity-free analytic perturbation theory (APT). The analysis of the PT series for $C_{\text{Bj}}(\alpha_s)$ gives a hint to its asymptotic nature manifesting itself in the region $Q < 1$ GeV. It relates to the observation that the accuracy of both the three- and four-loop PT predictions happens to be at the same 10% level. On the other hand, the usage of the two-loop APT allows one to describe the precise low energy JLab data down to $Q \sim 300$ MeV and gives a possibility for reliable extraction of the higher twist (HT) corrections. At the same time, above $Q \sim 700$ MeV the APT two-loop order with HT is equivalent to the four-loop PT with HT compatible to zero and is adequate to current accuracy of the data. PACS: 11.10.Hi, 11.55.Hx, 11.55.Fv, 12.38.Bx, 12.38.Cy

1. Introduction

The higher order perturbative QCD (pQCD) and higher twist corrections become very important, in particular, in observables of the Deep-Inelastic Scattering (DIS) at low momentum transfers $Q \leq 1$ GeV. The most precise low-energy data from the Jefferson Lab [1, 2] on one of the main sources of information about the nucleon structure, the Bjorken sum rule (BSR) [3], are the real challenge to the accuracy of the pQCD expansions. In our previous papers [4, 5], we studied this issue at the three-loop level. In the current paper, we continue this line of investigations and explore the effect of the recent calculation [6] of the four-loop (in α_s) contribution to the BSR.

The BSR claims that the difference of the proton and neutron structure functions integrated over all possible values

$$\Gamma_1^{p-n}(Q^2) = \int_0^1 [g_1^p(x, Q^2) - g_1^n(x, Q^2)] dx, \quad (1)$$

of the Bjorken variable x in the limit of large four-momentum squared of the exchanged virtual photon, $Q^2 \rightarrow \infty$, is equal to $g_A/6$, with $g_A = 1.267 \pm 0.004$ [7], the nucleon axial charge defined from the neutron β -decay data.

The r.h.s. of Eq. (1) is given by a sum of two series in powers of $1/Q^2$ (OPE higher twists corrections) and in powers of the QCD running coupling $\alpha_s(Q^2)$ (pQCD radiative corrections). Until very recently, the pQCD contribution to BSR was known [8] up to the third order $\sim \alpha_s^3$. So far, the corresponding expression has been used in many

studies, in particular, for extraction of the α_s values at low momentum scales [9].

One of the actual theoretical subjects is the interplay between the higher twists (HT) and higher order pQCD corrections at low Q , which has recently been studied in Refs. [4] at the three-loop level. There, it was shown that the satisfactory description of the data down to $Q_{\text{min}} \sim \Lambda_{\text{QCD}} \simeq 350$ MeV can be achieved within the Analytic Perturbation Theory (APT), the ghost-free modification of pQCD. In the current work we repeat this analysis at the four-loop N³LO level.

The APT approach is based on the causality principle implemented as the analyticity imperative in the complex Q^2 -plane for the QCD coupling $\alpha_s(Q^2)$ in the form of the Källén-Lehmann spectral representation [10] and on the demand of compatibility with linear integral transformations [11] (for an overview on the APT concept and results, see Ref. [12]). It is well-known that in the APT framework, the theoretical ambiguity associated with pQCD higher-loop corrections is diminished (see Ref. [13]), and results are practically renormalization scheme independent [14].

The four-loop expression for the pQCD contribution to the Bjorken sum rule became recently available in Ref. [6]. It gives us a reasonable motivation for a new extended QCD analysis of the combined JLab data on $\Gamma_1^{p-n}(Q^2)$ at low $0.05 < Q^2 < 3.0$ GeV² accounting for up to α_s^4 -order in both the (standard) PT and APT approaches.

The paper is organized as follows. In Section 2, we study the higher loop stability of both the PT and APT series and the renormalisation scale dependence of the

higher-order PT expansion for the Bjorken sum rule. Section 3 contains the QCD results on extraction of the higher twist terms from the experimental data at the four-loop level. Summarizing comments are given in the last section.

2. The perturbative QCD contribution

Commonly, one represents the Bjorken integral (1) as a sum of the perturbative and the higher twist contributions

$$\Gamma_1^{p-n}(Q^2) = \frac{g_A}{6} \left[1 - \Delta_{\text{Bj}}(Q^2) \right] + \sum_{i=2}^{\infty} \frac{\mu_{2i}}{Q^{2i-2}}. \quad (2)$$

The perturbative QCD correction¹ $\Delta_{\text{Bj}}(Q^2)$ has a form of the power series in the QCD running coupling $\alpha_s(Q^2)$. At the up-to-date four-loop (N³LO) level in the massless case it looks like

$$\Delta_{\text{Bj}}^{\text{PT}}(Q^2) = \sum_{k \leq 4} c_k \alpha_s^k(Q^2). \quad (3)$$

Here, the numerical expansion coefficients c_i in the modified minimal subtraction ($\overline{\text{MS}}$) scheme, for three active flavors, $n_f = 3$, read $c_1 = 1/\pi = 0.31831$, $c_2 = 0.36307$ [15], $c_3 = 0.65197$ [8] and $c_4 = 1.8042$ [6]. Besides, the four-loop running coupling $\alpha_s(Q^2)$ is defined as a solution of the Renormalization Group (RG) equation

$$\frac{d\alpha_s}{dL} = \beta(\alpha_s); \quad \beta(\alpha_s) = \sum_{0 \leq k \leq 3} \beta_k \alpha_s^{k+2}, \quad (4)$$

where $L = \ln(\mu^2/\Lambda^2)$ and β_k are the coefficients of the β -function. For our purposes, it is convenient to represent the β -function in the form

$$\beta(\alpha_s) = -\beta_0 \alpha_s^2 (1 + b_1 \alpha_s + b_2 \alpha_s^2 + b_3 \alpha_s^3 + \dots), \quad (5)$$

with $b_i = \beta_i/\beta_0$, the ratios of the β -function coefficients. For three flavors the coefficients are $\beta_0 = 9/4\pi = 0.7162$, $b_1 = 0.5659$, $b_2^{\overline{\text{MS}}} = 0.4530$ [16] and $b_3^{\overline{\text{MS}}} = 0.6770$ [17]. In the current analysis we use the exact solutions of the RG equation (4) in the $\overline{\text{MS}}$ -scheme at the scale $\mu = Q$.

2.1. Analytic Perturbation Theory

The moments of the structure functions are analytic functions in the complex Q^2 -plane with a cut along the negative part of the real axis (see, e.g., Ref. [18]). The perturbative representation (3) violates these analytic properties due to the unphysical singularities of $\alpha_s(Q^2)$ for $Q^2 > 0$. To resolve the issue, we apply the APT method [10, 12], which allows one to combine the RG invariance with proper analytical properties of the RG-invariant coupling

and observables. In particular, the four-loop APT expansion for the perturbative part $\Delta_{\text{Bj}}(Q^2)$ is given by

$$\Delta_{\text{Bj}}^{\text{APT}}(Q^2) = \sum_{k \leq 4} c_k \mathcal{A}_k(Q^2). \quad (6)$$

Here the coefficients c_k are the same as in Eq. (3), and the functions $\mathcal{A}_k(Q^2)$ are defined through the spectral functions $\varrho_k(\sigma) \equiv \text{Im} [\alpha_s^k(-\sigma - i\epsilon)]$ by the spectral integral

$$\mathcal{A}_k(Q^2) = \frac{1}{\pi} \int_0^{\infty} d\sigma \frac{\varrho_k(\sigma)}{\sigma + Q^2}. \quad (7)$$

Note, the first function, $\mathcal{A}_1(Q^2)$, is the analytic coupling, $\alpha_{\text{APT}}(Q^2) = \mathcal{A}_1(Q^2)$. At large momentum transfers, all the functions $\mathcal{A}_k(Q^2)$ become proportional to the k -th power of the usual perturbative coupling $[\alpha_s(Q^2)]^k$ and the expansion (6) reduces to the power series (3). However, at small enough $Q \leq 1 - 2$ GeV the properties of the non-power expansion (6) become considerably different from the PT power series (3) (see, e.g., Ref. [14] for details).

2.2. The Q^2 -dependence

Now we analyze the Q^2 -dependence of the BSR in the framework of both the PT and APT approaches in different orders (NLO, N²LO and N³LO) of the perturbative expansions (3) and (6), respectively. As a normalization point, we use the most accurate α_s -value at $Q = M_Z$, $\alpha_s(M_Z) = 0.1184 \pm 0.0007$ [7, 19]. In order to take into account flavor thresholds, we apply the matching conditions for the values of $\alpha_s(Q^2)$ which are rather nontrivial in higher PT orders (see Refs. [20, 21, 22]). Following to analysis in Ref. [23], our matched calculation for the four-loop $\overline{\text{MS}}$ -coupling gives $\Lambda^{(n_f=3)} = 336 \pm 10$ MeV. Note, we obtain practically the same results, but with larger errors, if we choose the pseudo-observable value $R(M_Z^2) = 1.03904 \pm 0.00087$ as a normalization point [24], which leads to the four-loop running coupling equal to $\alpha_s(M_Z) = 0.1190 \pm 0.0026$.

In Fig. 1, we illustrate the behavior of the perturbative part of the BSR in different orders in α_s in both PT and APT approaches. The APT curves in different orders (NLO, N²LO and N³LO) practically (at about 1 % accuracy) coincide with each other, so we represent the APT result by a single dash-dotted line in Fig. 1. For completeness, we also show here the combined SLAC and JLab data on $\Gamma_1^{p-n}(Q^2)$ used in our analysis. The SLAC data points [25] are denoted by squares, the JLab CLAS Hall A 2002 data – by downward pointing triangles, the JLab CLAS Hall B 2003 data – by diamonds [2], and the most recent JLab data [1] – by circles. The horizontal dotted line represents the limiting value $\Gamma_1^{p-n}(Q^2 \rightarrow \infty) = g_A/6$.

One can see that at $Q^2 \geq 0.7$ GeV² the four-loop approximation describes the data quite well. Moreover, the corresponding curve passes close to the central values of several data points, although the experimental accuracy

¹This correction is defined by the coefficient function, $\Delta_{\text{Bj}} = 1 - C_{\text{Bj}}(\alpha_s)$.

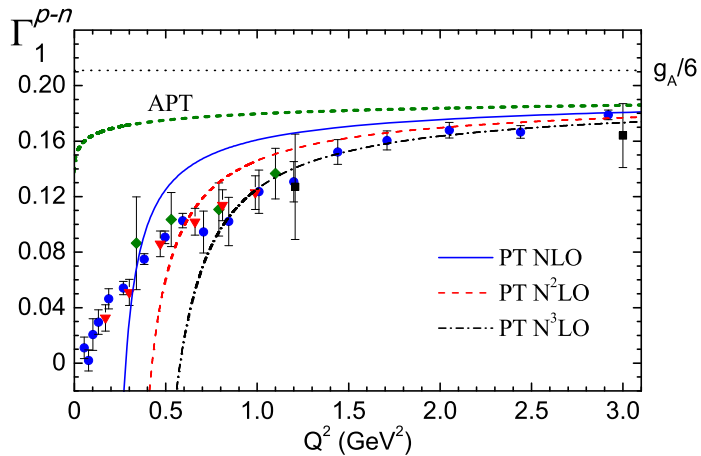


Figure 1: Perturbative part of the BSR as a function of the momentum transfer squared Q^2 in different orders in both the APT and standard PT approaches against the combined set of the Jefferson Lab [1, 2] and SLAC [25] data.

(which is of the same order as both the three- and four-loop contributions) does not allow one to make a definite choice between four- and three-loop approximations.

At the same time, at $Q^2 \leq 0.7 \text{ GeV}^2$ the four-loop approximation describes the data equally bad as the three- and two-loop ones. This is a signal of the necessity to account for HT contributions, and it will be strongly dependent on the order of PT used for its extraction [4].

This changes when APT is applied and the higher-loop stability is achieved. This is a well-known feature of APT free from unphysical singularities. At the same time, the deviation of APT curve from the data shows for necessity of the HT contribution which in this case is quite stable [4].

This situation may be considered as an indication of the transition of PT series to the asymptotic regime (while APT series remains convergent) for $Q^2 \sim 0.7 \text{ GeV}^2$. Let us explore this possibility in more detail.

2.3. Convergence of the PT and APT expansions

Clearly, at low Q^2 a value of the strong coupling is quite large, questioning the convergence of perturbative QCD series. The PT power series truncated after four-loop order (c.f. Eq. (3)) reads

$$\Delta_{\text{Bj}}^{\text{PT}}(\alpha_s) = 0.3183 \alpha_s + 0.3631 \alpha_s^2 + 0.6520 \alpha_s^3 + 1.804 \alpha_s^4 = \sum_{i \leq 4} \delta_i(\alpha_s), \quad (8)$$

where δ_i is the i -th term. The qualitative resemblance of the coefficients pattern to the factorial growth did not escape our attention although the more definite statements, if possible, would require much more efforts. This observation allows one to estimate the value of $\alpha_s \sim 1/3$ providing a similar magnitude of three- and four-loop contributions to the BSR.

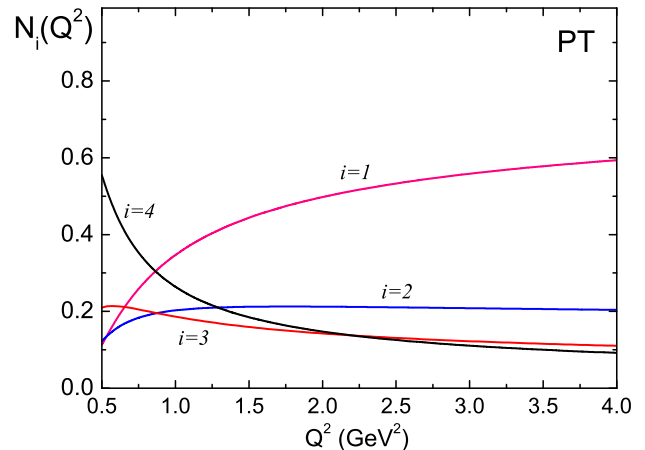


Figure 2: The Q^2 -dependence of the relative contributions at the four-loop level in the PT approach. Four-loop PT order overshoots the three-loop one at $Q^2 \leq 2 \text{ GeV}^2$, so it does not improve the accuracy of the PT series compared to the three-loop one.

To test that, we present in Fig. 2 the relative contributions of separate terms in the four-loop expansion (8)

$$N_i(Q^2) = \delta_i(Q^2) / \Delta_{\text{Bj}}(Q^2). \quad (9)$$

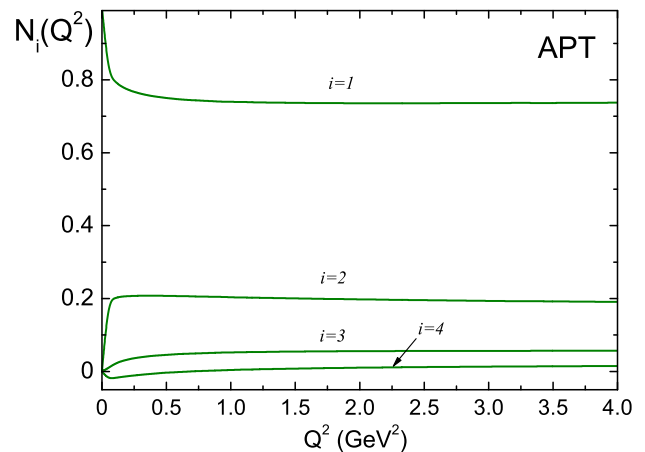


Figure 3: The Q^2 -dependence of the relative contributions of the perturbative expansion terms in Eq. (6) in the APT approach. Third and fourth order contributions amount to less than 5% total, so the NLO APT approximation is sufficient for description of the low energy JLab data at the current level of experimental accuracy.

As it is seen from Fig. 2, in the region $Q^2 < 1 \text{ GeV}^2$ the dominant contribution to the pQCD correction $\Delta_{\text{Bj}}(Q^2)$ comes from the four-loop term $\sim \alpha_s^4$. Moreover, its relative contribution increases with decreasing Q^2 . In the region $Q^2 > 2 \text{ GeV}^2$ the situation changes – the major contribution comes from one- and two-loop orders there.

Analogous curves for the APT series given by Eq. (6) are presented in Fig. 3.

Figures 2 and 3 demonstrate the essential difference between the PT and APT cases, namely, the APT expansion obeys much better convergence than the PT one. In the APT case, the higher order contributions are stable at all Q^2 values, and the one-loop contribution gives about 70 %, two-loop – 20 %, three-loop – not exceeds 5%, and four-loop – up to 1 %.

One can see that the four-loop PT correction becomes equal to the three-loop one at $Q^2 = 2 \text{ GeV}^2$ and noticeably overshooting it (note that the slopes of these contributions are quite close in the relatively wide Q^2 region) for $Q^2 \sim 1 \text{ GeV}^2$ which may be considered as an extra argument supporting an asymptotic character of the PT series in this region.

In the APT case, the contribution of the higher loop corrections is not so large as in the PT one. The four-loop order in APT can be important, in principle, if the theoretical accuracy to better than 1 % will be required.

2.4. The μ -scale dependence

As it is known, any observable obtained to all orders in pQCD expansion should be independent of the renormalisation scale μ , but in any truncated-order perturbative series the cancelation is not perfect, such that the pQCD predictions depend on the choice of the μ -scale (for a review see, e.g., Ref. [19]).

In order to estimate this dependence of Γ_1^{p-n} on the unphysical renormalization-scale parameter μ , we use the four-loop expression for the coefficient function $C_{\text{Bj}}(\mu^2/Q^2)$ recently published in Ref. [6]. One commonly introduce the dimensionless parameter x_μ ($\mu^2 = x_\mu Q^2$), which we have chosen to change within the interval $x_\mu = 0.5 \div 2$ (see, for example, the analysis in Ref. [24]), and compare the μ -scale ambiguities between the three- and four-loop PT series.

In Fig. 4, the perturbative part of the BSR is plotted as a function of Q^2 in three- and four-loop orders of PT series corresponding to x_μ in the interval $0.5 \div 2$. The width of the arising strip for the four-loop approximation is similar to the one for the three-loop approximation in the highest JLab region $Q^2 \sim 3 \text{ GeV}^2$ ², so these approximations provide the description of the data with comparable accuracy, as discussed above. Thus, the four-loop result does not improve the data description noticeably in the low-energy domain.

At the same time, for $Q^2 \leq 1 \text{ GeV}^2$, where PT does not allow the description of the data, the inclusion of the four-loop contribution leads to a stronger μ -dependence.

These observations provide yet other arguments supporting the mentioned transition to asymptotic PT series at $Q^2 \sim 1 \text{ GeV}^2$.

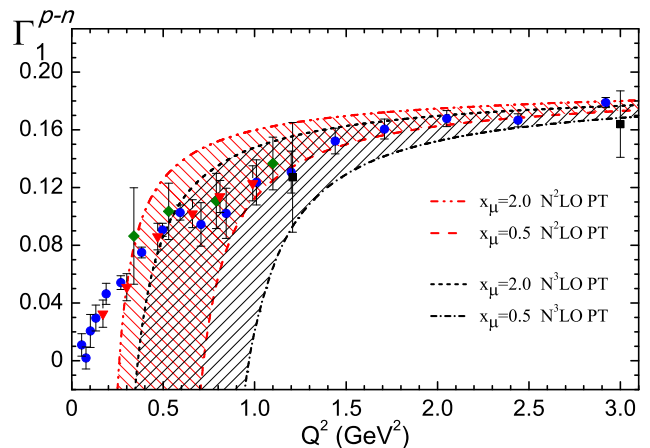


Figure 4: The μ -scale ambiguities for the perturbative part of the BSR versus Q^2 for three- (shaded region between dash-dot-dotted and dashed lines) and four-loop (shaded region between short-dashed and dash-dotted lines) orders of PT series corresponding to changing of x_μ in the interval $0.5 \div 2$. These two regions have similar widths and only slightly shifted w.r.t. each other, so the differences between three- and four-loop results are within the experimental error bars. Hence, in the common PT case, the $N^3\text{LO}$ approximation does not improve the data description compared to the $N^2\text{LO}$ one (see also Fig. 2).

3. Higher twists contribution

3.1. The results of the fit

Now, using expression (2) fitted to the above mentioned experimental data [1, 2] we extract the coefficients μ_{2i} of the higher twist OPE corrections. The minimal borders of fitting domains in Q^2 are settled from the *ad hoc* restriction $\chi^2 < 1$ and monotonous behavior of the resulting fitted curves.

Previously, a detailed higher-twist analysis of the two- and three-loop expansions in powers of α_s was performed in Refs. [4]. Now, we extend the analysis up to an order $\sim \alpha_s^4$.

In Figs. 5 and 6 we present the results of 1- and 3-parametric fits in various orders of PT and APT. The corresponding fit results for higher twist terms, extracted in different orders of PT and APT, are given in Table 1 (all numerical results are normalized to the corresponding powers of the nucleon mass M). From these figures and Table 1 one can see that APT allows one to move down to $Q^2 \sim 0.1 \text{ GeV}^2$ in description of the experimental data [4]. At the same time, in the framework of the standard PT the lower border shifts up to higher Q^2 scales when increasing the order of PT expansion. This is caused by extra unphysical singularities in the higher-loop strong coupling.

²One can find that an account for four-loop contribution leads to a decrease of the μ -dependence if $Q^2 \geq 5 \text{ GeV}^2$ which is currently outside the JLab kinematical range, but will be accessible by JLab after the scheduled upgrade.

²One can find that an account for four-loop contribution leads to a decrease of the μ -dependence if $Q^2 \geq 5 \text{ GeV}^2$ which is currently

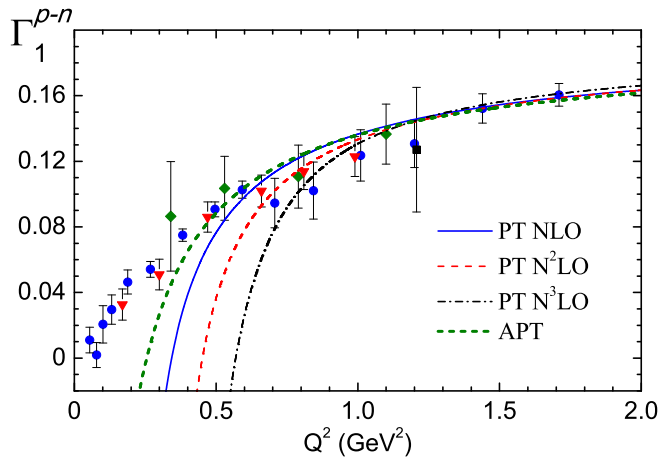


Figure 5: The one-parametric μ_4 -fits of the BSR JLab data in various (NLO, N²LO, N³LO) orders of the PT and the all-order APT expansions. In the PT case, the four-loop result does not improve the data description compared to the three-loop one. In the APT case, the NLO approximation is sufficient due to higher-loop stability of the APT expansion (see also Fig. 3).

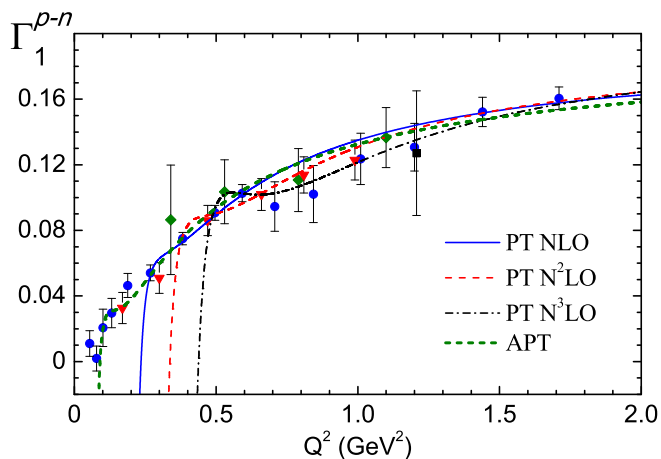


Figure 6: The three-parametric $\mu_{4,6,8}$ -fits of the BSR JLab data in various (NLO, N²LO, N³LO) orders of the PT and the all-order APT expansions.

3.2. Sensitivity of the higher twists to Λ_{QCD} variations

In the above analysis, we normalized α_s at the Z -boson mass scale and then fixed the value of the Λ parameter separately in each order in α_s approximation (it was sufficient for understanding the role of the fourth order in the PT/APT perturbative series). However, the corresponding values of the Λ parameter extracted in this way may be different from ones obtained in the direct QCD analysis of the experimental data on the moments of the structure functions (see, e.g., Ref. [26]). Having this in mind, we investigate additionally the sensitivity of the extracted values of the higher twist term μ_4 to the QCD scale parameter Λ in various orders of PT. In the framework of APT, the sensitivity of μ_4 to the Λ parameter is weak, and it does not depend on the order of the loop expansion. Corre-

Table 1: Results of higher twist extraction from the JLab data on BSR in various (NLO, N²LO, N³LO) orders of PT and all orders of APT.

Method	Q_{min}^2	μ_4/M^2	μ_6/M^4	μ_8/M^6
The best μ_4 -fit results				
PT NLO	0.5	-0.028(5)	—	—
PT N ² LO	0.66	-0.014(7)	—	—
PT N ³ LO	0.71	0.006(9)	—	—
APT	0.47	-0.050(4)	—	—
The best $\mu_{4,6,8}$ -fit results				
PT NLO	0.27	-0.03(1)	-0.01(1)	0.008(4)
PT N ² LO	0.34	0.01(2)	-0.06(4)	0.04(2)
PT N ³ LO	0.47	0.05(4)	-0.2(1)	0.12(6)
APT	0.08	-0.061(4)	0.009(1)	-0.0004(1)

spondingly, the values of the higher twist coefficients turn out to be considerably more precise than those extracted in the PT approach (see also Table 1).

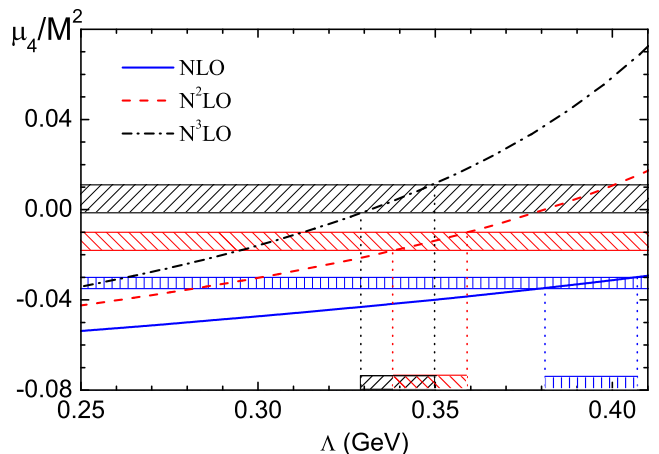


Figure 7: Value of the higher twist coefficient μ_4 extracted from the JLab data using the PT at different orders at $Q_{min}^2 = 0.66 \text{ GeV}^2$ with error bands. Vertical lines denote the corresponding uncertainty ranges in Λ -parameter. The ranges corresponding to N²LO and N³LO approximations have similar sizes and overlap with each other, so the four-loop result does not improve the stability w.r.t. Λ variations compared to the three-loop one.

In Fig. 7 we show values of the coefficient μ_4 extracted from the JLab data using two-, three- and four-loop PT at $Q_{min}^2 = 0.66 \text{ GeV}^2$ vs the parameter Λ . One can see that the PT does not lead to a stable result for extracted μ_4 value with respect to Λ variations. The extracted higher twist coefficient μ_4 changes quite strongly between different orders of the PT expansion. And it happens in both in absolute value and sign, namely, at $\Lambda > 320 \text{ MeV}$ the higher twist coefficient becomes positive in the four-loop PT order. This sensitivity of the higher twist term μ_4 to variations of the Λ becomes stronger at higher PT orders.

On the other hand, these data tell us that the absolute value of μ_4 decreases with the order of PT and just

at four-loop order becomes compatible to zero. This may be considered as a manifestation of duality between higher orders of PT and HT (see Ref. [4] and references therein). Moreover, when PT series manifests the asymptotic behavior (i.e. becomes most close to exact result), the HT (which may be considered as a contribution completing the PT series) can be reduced to zero.

4. Summary and Conclusion

In this work, we performed the QCD analysis of the precise low energy JLab data on the BSR in the N³LO PT order and extracted the OPE higher twist terms using the four-loop expression for the QCD correction to the Bjorken integral Δ_{Bj} published recently in Ref. [6].

Our main observations are:

i) The four-loop approximation provides good description of the data for the highest JLab $Q^2 \sim 3 \text{ GeV}^2$. For several data points there is an impression that the four-loop approximation is better than the three-loop one. At the same time, the order of magnitude of both these contributions is the same as an experimental error, so a more precise statement can hardly be made.

ii) For lower $Q^2 \leq 0.7 \text{ GeV}^2$ the four-loop PT contribution does not help to describe the data. Meanwhile, as it was shown earlier [4], the APT application leads to higher loops stability of the HT extraction. In turn, this results in accurate data description down to $Q^2 \sim 0.1 \text{ GeV}^2$ always at the two-loop APT level (see Fig. 6).

iii) The magnitude of HT decreases with an order of PT and becomes compatible to zero at the four-loop level.

Our concluding impression is that all these features may indicate that the asymptotic nature of the QCD PT series is revealed at the four-loop level at $Q^2 \sim 1 \text{ GeV}^2$. This conjecture is confirmed by the analysis of relative contributions of various PT terms, as well as by that of unphysical μ -dependence.

Acknowledgments

We are thankful to S.V. Mikhailov and K.G. Chetyrkin for valuable discussions as well as to A.V. Sidorov and D.B. Stamenov for useful comments and to V.V. Skalazub for interest in the work and stimulating discussions.

This work was partly supported by the Russian presidential grant Scient. School–3810.2010.2, the RFBR grants 09-02-00732, 09-02-01149, 11-01-00182, the BelRFFR-JINR grant F10D-001, and by the Carl Trygger Foundation.

References

- [1] K.V. Dharmawardane et al., Phys. Lett. B 641 (2006) 11, arXiv:nucl-ex/0605028;
P.E. Bosted et al., Phys. Rev. C 75 (2007) 035203, arXiv:hep-ph/0607283;

- Y. Prok et al., Phys. Lett. B 672 (2009) 12, arXiv:nucl-ex/0802.2232.
[2] M. Amarian et al., Phys. Rev. Lett. 89 (2002) 242301, arXiv:nucl-ex/0205020;
R. Fatemi et al., Phys. Rev. Lett. 91 (2003) 222002, arXiv:nucl-ex/0306019;
M. Amarian et al., Phys. Rev. Lett. 92 (2004) 022301, arXiv:hep-ex/0310003;
A. Deur et al., Phys. Rev. Lett. 93 (2004) 212001, arXiv:hep-ex/0407007.
[3] J.D. Bjorken, Phys. Rev. 148 (1966) 1467; Phys. Rev. D 1 (1970) 376.
[4] R.S. Pasechnik, D.V. Shirkov, O.V. Teryaev, Phys. Rev. D 78 (2008) 071902, arXiv:hep-ph/0808.0066;
R.S. Pasechnik, D.V. Shirkov, O.V. Teryaev, O.P. Solovtsova, V.L. Khandramai, Phys. Rev. D 81 (2010) 016010, arXiv:hep-ph/0911.3297.
[5] R.S. Pasechnik, J. Soffer, and O.V. Teryaev, Phys. Rev. D 82 (2010) 076007, arXiv:hep-ph/1009.3355.
[6] P.A. Baikov, K.G. Chetyrkin, J.H. Kühn, Phys. Rev. Lett. 104 (2010) 132004, arXiv:hep-ph/1001.3606.
[7] K. Nakamura et al. (Particle Data Group), J. Phys. G 37 (2010) 075021.
[8] S.A. Larin, J.A.M. Vermaseren, Phys. Lett. B 259 (1991) 345.
[9] J. Ellis, M. Karliner, Phys. Lett. B 341 (1995) 397, arXiv:hep-ph/9407287;
A. Deur et al., Phys. Lett. B 650 (2007) 244;
Phys. Lett. B 665 (2008) 349, arXiv:nucl-ex/0803.4119;
Phys. Rev. D 78 (2008) 032001, arXiv:nucl-ex/0802.3198.
[10] D.V. Shirkov, I.L. Solovtsov, JINR Rapid Comm. No.2 76-96 (1996) 5; Phys. Rev. Lett. 79 (1997) 1209, arXiv:hep-th/9704333;
K.A. Milton, I.L. Solovtsov, Phys. Rev. D 55 (1997) 5295, arXiv:hep-ph/9611438.
[11] D.V. Shirkov, TMP 119 (1999) 438, arXiv:hep-th/9810246;
D.V. Shirkov, Lett. Math. Phys. 48 (1999) 135.
[12] D.V. Shirkov, I.L. Solovtsov, Theor. Math. Phys. 150 (2007) 132, arXiv:hep-ph/0611229.
[13] D.V. Shirkov, Eur. Phys. J. C 22 (2001) 331, arXiv:hep-ph/0107282.
[14] I.L. Solovtsov, D.V. Shirkov, Phys. Lett. B 442 (1998) 344, arXiv:hep-ph/9711251;
K.A. Milton, I.L. Solovtsov, O.P. Solovtsova, Phys. Lett. B 415 (1997) 104, arXiv:hep-ph/9706409; Phys. Rev. D 60 (1999) 016001, arXiv:hep-ph/9809513.
[15] S.G. Gorishny, S.A. Larin, Phys. Lett. B 172 (1986) 109.
[16] O.V. Tarasov, A.A. Vladimirov, A.Yu. Zharkov, Phys. Lett. B 93 (1980) 429;
S.A. Larin and J.A.M. Vermaseren, Phys. Lett. B 303 (1993) 334, arXiv:hep-ph/9302208.
[17] T. van Ritbergen, J.A.M. Vermaseren, S.A. Larin, Phys. Lett. B 400 (1997) 379, arXiv:hep-ph/9701390.
[18] I.L. Solovtsov, Part. Nucl. Lett. 4 [101] (2000) 10.
[19] S. Bethke, Eur. Phys. J. C 64 (2009) 689, arXiv:hep-ph/0908.1135.
[20] K.G. Chetyrkin, B.A. Kniehl, M. Steinhauser, Phys. Rev. Lett 79 (1997) 2184, arXiv:hep-ph/9706430.
[21] Y. Schröder, M. Steinhauser, JHEP 0601 (2006) 051, arXiv:hep-ph/0512058.
[22] B.A. Kniehl, A.V. Kotikov, A.I. Onishchenko, O.L. Veretin, Phys. Rev. Lett. 97 (2006) 042001, arXiv:hep-ph/0607202.
[23] K.G. Chetyrkin, J.H. Kuhn, M. Steinhauser, Comput. Phys. Commun. 133 (2000) 43, arXiv:hep-ph/0004189.
[24] P.A. Baikov, K.G. Chetyrkin, J.H. Kuhn, Phys. Rev. Lett. 101 (2008) 012002, arXiv:hep-ph/0801.1821.
[25] K. Abe et al., Phys. Rev. Lett. 79 (1997) 26, arXiv:hep-ex/9705012;
P.L. Anthony et al., Phys. Lett. B 493 (2000) 19, arXiv:hep-ph/0007248.
[26] E. Leader, A. V. Sidorov, D. B. Stamenov, Phys. Rev. D 82, (2010) 114018, arXiv:hep-ph/1010.0574.