

Extensions of the chemostat model with flocculation

R. Fekih-Salem^{a,b}, J. Harmand^{b,c}, C. Lobry^b, A. Rapaport^{a,b*} and T. Sari^{b,d}

^a UMR INRA-SupAgro MISTEA, 1 p. Viala, 34060 Montpellier, France

^b EPI INRA-INRIA MODEMIC, route des Lucioles, 06902 Sophia-Antipolis, France

^c INRA LBE, Avenue de Etangs, 11100 Narbonne, France

^d Irstea, UMR ITAP, 361 rue Jean-François Breton, 34196 Montpellier

October 24, 2021

Abstract

In this work, we study a model of the chemostat where the species are present in two forms, isolated and aggregated individuals, such as attached bacteria or bacteria in flocks. We show that our general model contains a lot of models that were previously considered in the literature. Assuming that flocculation and deflocculation dynamics are fast compared to the growth of the species, we construct a reduced chemostat-like model in which both the growth functions and the apparent dilution rate depend on the density of the species. We also show that such a model involving monotonic growth rates may exhibit bi-stability, while it may occur in the classical chemostat model, but when the growth rate is non monotonic.

Keywords. Chemostat, density dependent growth functions, flocculation.

1 Introduction

In culture of micro-organisms, the attachment of microbial individuals occurs frequently. The attachment can be either a “wall attachment” such as in the growth of biofilms or simply an aggregation such as in the formation of flocks or granules [5, 38]. Flock or granule formation has a direct impact on growth dynamics, as the access to the substrate is limited for micro-organisms inside such structures. The mechanisms of attachment and detachment result from the coupling of hydrodynamics conditions and biological properties, but are not yet completely understood at the level of microbial individuals. Several attempts of computer models, using individual based representations, have been proposed and are under investigation for the simulation of these phenomena, cf. for instance [16, 34]. At a macroscopic level, substrate limitation can be measured experimentally in biofilms or flocks [4, 25, 40]. A rough representation, suited to the macroscopic level, consists in splitting the overall biomass into two parts: a “planktonic biomass”, composed of free individuals and an “attached biomass” composed of individuals that are tied together [23]. This consideration leads to a significant change on the performances predicted by the models, compared to purely planktonic cultures. In a chemostat-like device, planktonic cells are expected to consume easily the substrates necessary for their growth, but are more keen to be carried out by the flow. On the contrary, cells among aggregates or biofilms have a more difficult access to the resources of the bulk fluid, but are more resistant to detachment induced by the hydrodynamical conditions. Therefore, mathematical models are expected to understand and predict the issues of these trade-offs. Several extensions of the well-known chemostat model [35], considering two compartments of free and attached biomass for each species have been proposed and studied in the literature. In models with wall attachment, attached biomass is assumed to be fixed while detached individuals return directly to the planktonic compartment [32, 36]. In models with aggregation,

*corresponding author. Tel: +33.4.99.61.26.52 Fax: +33.4.67.52.14.27. E-mails: radhouene.fs@gmail.com (R. Fekih-Salem), harmand@supagro.inra.fr (J. Harmand), claude.lobry@inria.fr (C. Lobry), rapaport@supagro.inra.fr (A. Rapaport), tewfik.sari@irstea.fr (T. Sari)

aggregates are carried out by the flow but bacteria inside flocks are assumed to have no or reduced access to bulk resources [10, 11].

Literature reports flocculation time scales of the order of 1 to 10 min [6, 41] to be compared with bacterial growth times of 1 h to 1 day, and with retention times of a few hours to a few days. Thus, considering that attachment and detachment processes may be fast compared to biological time, it is shown in [11] that the reduced dynamics of such systems amounts to have a single biomass compartment for each strain but with a density dependent growth rate. This justifies the consideration of density dependent growth functions in the chemostat model, as already introduced in the literature in the field of mathematical ecology [1] or wastewater process engineering [12]. In [24, 26, 27, 28], it has been shown that this could lead to the coexistence of several species in competition on a same limiting resource, thus invalidating the Competitive Exclusion Principle [13] (different mechanisms with considerations on the nutrient uptake could also lead to species coexistence [2]).

In [11], the aggregates are assumed to have no biological growth (i.e. the attachment process is the only source of increase of the attached biomass). Aggregates are also assumed to be washed-out with the same dilution rate than planktonic cells. On the opposite, in wall attachment models, the attached biomass is not washed out at all. We believe that these two opposite cases (same dilution rate than planktonic biomass or no dilution rate) are too extreme to be fully realistic. In this paper, we revisit the chemostat model with two compartments, planktonic and aggregated biomass, but assuming that each biomass has its own growth rate and apparent dilution rate. This generalizes the two kind of models that we mentioned previously.

The paper is organized as follows. In the Section 2, the general model of the system under interest is presented. In particular, for specific choices of different kinetics and mortality terms, it is shown that this model captures in fact many models of literature. In Section 3, this general model is reduced assuming the attachment/detachment processes are fast with respect to others. In the Section 4, the reduced model is analyzed for a specific class of models while its extension to the multi-species case and its analysis are carried out in Sections 5 and 6, respectively. Finally, discussion and conclusions are drawn in the last section.

2 Modeling flocks or aggregates in the chemostat

Consider the following model of the chemostat in which a population of microorganisms compete for a single growth-limiting substrate [35, 31]:

$$\begin{cases} \dot{S} &= D(S_{in} - S) - k\mu(S)x \\ \dot{x} &= (\mu(S) - D_x)x \end{cases}.$$

In these equations, $S(t)$ denotes the concentration of the substrate at time t ; $x(t)$ denotes the concentration of the population of microorganisms at time t ; $\mu(\cdot)$ represents the per-capita growth rate of the population and so $Y = 1/k$ is the growth yield; S_{in} and D denote, respectively, the concentration of substrate in the feed bottle and the dilution rate of the chemostat; D_x represents the removal rate of the population.

Assume that the species is present in two forms: isolated or planktonic bacteria, of density u , and attached bacteria or flocks of bacteria, of density v . Isolated bacteria and flocks can stick together to form new flocks, with rate $\alpha(\cdot)u$, and flocks can split and liberate isolated bacteria, with rate $\beta(\cdot)v$:

$$u \xrightarrow{\alpha(\cdot)u} v, \quad u \xleftarrow{\beta(\cdot)v} v.$$

One obtains the following equations :

$$\begin{cases} \dot{S} &= D(S_{in} - S) - f(S)u - g(S)v \\ \dot{u} &= (f(S) - D_0)u - \alpha(\cdot)u + \beta(\cdot)v \\ \dot{v} &= (g(S) - D_1)v + \alpha(\cdot)u - \beta(\cdot)v \end{cases} \quad (1)$$

In these equations, $S(t)$ denotes the concentration of the substrate at time t ; $u(t)$ and $v(t)$ denote, respectively, the concentration of the population of planktonic microorganisms and flocks of bacteria at time t ; $f(S)$ and

$g(S)$ represent, respectively, the per-capita growth rate of the populations; S_{in} and D denote, respectively, the concentration of substrate in the feed bottle and the dilution rate of the chemostat; D_0 and D_1 represent, respectively, the removal rate of the microorganisms.

The dot in attachment rate $\alpha(\cdot)$ and detachment rate $\beta(\cdot)$ means that these rates can depend on the state variables, so that system (1) recovers some of the models which were considered in the existing literature. For instance, the model of adaptive nutrient uptake, where u denotes the low growing cells and v denotes the fast growing cells considered in [37] is obtained with attachment and detachment rates depending only on S

$$\alpha(\cdot) = \alpha(S), \quad \beta(\cdot) = \beta(S).$$

The model of wall growth, where u denotes the density of planktonic bacteria, and v denotes the density of wall-attached bacteria, considered by Pilyugin and Waltman [32], is obtained with constant rates

$$\alpha(\cdot) = a, \quad \beta(\cdot) = b.$$

The Freter model [8] is given by

$$\begin{cases} \dot{S} &= D(S_{in} - S) - f(S)u - g(S)v \\ \dot{u} &= (f(S) - D_0)u - a(1 - W)u + bv + g(S)(1 - G(W))v \\ \dot{v} &= (g(S)G(W) - D_1 - b)v + a(1 - W)u \end{cases} \quad (2)$$

where $W = v/v_{\max}$ and $G(\cdot)$ is decreasing. Notice that this model is a particular case of the model (1) with

$$\alpha(\cdot) = a(1 - W), \quad \beta(\cdot) = b + g(S)(1 - G(W)).$$

Actually, if $v_{\max} = \infty$ one obtains $W = 0$ and if $G(0) = 1$ then $\alpha(\cdot) = a$, $\beta(\cdot) = b$, and (2) is simply the model of Pilyugin and Waltman [32].

A model with flocks of two bacteria has been considered in [11]

$$\begin{cases} \dot{S} &= D(S_{in} - S) - f(S)u - g(S)v \\ \dot{u} &= (f(S) - D_0)u - au^2 + bv \\ \dot{v} &= (g(S) - D_1)v + au^2 - bv \end{cases} \quad (3)$$

that is a particular case of model (1) obtained with

$$\alpha(\cdot) = au, \quad \beta(\cdot) = b.$$

This model has been studied by Haegeman and Rapaport [11] in the case of $g(\cdot) = 0$ where the bacteria in flocks are assumed to do not consume any substrate, and by Fekih-Salem and al [7] in the more general case of $0 \leq g(\cdot) \leq f(\cdot)$ where the bacteria in flocks consume less substrate than the isolated bacteria. This model has been also extended to the case of flocks with an arbitrary numbers of bacteria in [10].

In the present paper we will not consider the size or the number of bacteria in flocks in our model. We simply distinguish the biomass in flocks and the isolated biomass. The biomass of isolated bacteria is denoted by u and the biomass in flocks is denoted by v . Hence isolated bacteria and isolated bacteria or flocks can stick together to form new flocks, with rate $a(u + v)u$, where a is a constant, proportional to both the density of isolated bacteria, that is u , and the total biomass density, that is $u + v$, and flocks can split and liberate isolated bacteria, with rate bv , where b is a constant, proportional to their density v . Hence, taking

$$\alpha(\cdot) = a(u + v), \quad \beta(\cdot) = b$$

in model (1), one obtains the following dynamical system

$$\begin{cases} \dot{S} &= D(S_{in} - S) - f(S)u - g(S)v \\ \dot{u} &= (f(S) - D_0)u - a(u + v)u + bv \\ \dot{v} &= (g(S) - D_1)v + a(u + v)u - bv \end{cases} \quad (4)$$

that we aim to study in the present paper, as well as its extensions to multi-species populations.

3 A two time scales dynamics

The general model for the flocculation is

$$\begin{cases} \dot{S} &= D(S_{in} - S) - f(S)u - g(S)v \\ \dot{u} &= (f(S) - D_0)u - \alpha(S, v, u)u + \beta(S, u, v)v \\ \dot{v} &= (g(S) - D_1)v + \alpha(S, v, u)u - \beta(S, u, v)v \end{cases} .$$

If we assume that the dynamics of flocculation and deflocculation is much faster than the growth of the species, one can write the model the following way

$$\begin{cases} \dot{S} &= D(S_{in} - S) - f(S)u - g(S)v \\ \dot{u} &= (f(S) - D_0)u - \frac{\alpha(S, u, v)}{\varepsilon}u + \frac{\beta(S, u, v)}{\varepsilon}v \\ \dot{v} &= (g(S) - D_1)v + \frac{\alpha(S, u, v)}{\varepsilon}u - \frac{\beta(S, u, v)}{\varepsilon}v \end{cases} \quad (5)$$

where ε is expected to be a small non-negative number. Notice that the dynamics of the total biomass $x = u + v$ is given by the equation

$$\dot{x} = (f(S) - D_0)u + (g(S) - D_1)v.$$

Thus, u and v are fast variables, while S and x are slow ones. The fast dynamics is given by

$$u' = -\alpha(S, u, v)u + \beta(S, u, v)v ,$$

and the slow manifold is defined by the positive solutions of the system

$$\alpha(S, u, v)u = \beta(S, u, v)v \quad \text{with} \quad u + v = x .$$

Hence one has

$$u = p(S, x)x, \quad v = (1 - p(S, x))x.$$

Assuming that this slow manifold is asymptotically stable for the fast equation, the reduction of the system to the slow system gives an approximation of the solutions of (5) for arbitrarily small ε , in accordance with the theories of singular perturbations or variables aggregation [30, 3, 33]. The reduced model is obtained by replacing the fast variables u and v in the equations of S and x :

$$\begin{cases} \dot{S} = D(S_{in} - S) - \mu(S, x)x \\ \dot{x} = (\mu(S, x) - d(S, x))x \end{cases} \quad (6)$$

where

$$\begin{aligned} \mu(S, x) &= p(S, x)f(S) + (1 - p(S, x))g(S), \\ d(S, x) &= p(S, x)D_0 + (1 - p(S, x))D_1. \end{aligned}$$

Notice that $p(\cdot)$ depends on functions $\alpha(\cdot)$ and $\beta(\cdot)$. Consequently the growth function $\mu(\cdot)$ is a density dependent growth function model, as already studied in [26, 27, 28]. But, here the removal rates are replaced by a function $d(\cdot)$ that depends also on functions $\alpha(\cdot)$ and $\beta(\cdot)$. This last property is new in the literature, to our knowledge.

For the slow and fast case of (3) one has, see [11]

$$\frac{\alpha(\cdot)}{\varepsilon} = \frac{a}{\varepsilon}u, \quad \frac{\beta(\cdot)}{\varepsilon} = \frac{b}{\varepsilon} \quad \text{and} \quad p(x) = \frac{2}{1 + \sqrt{1 + 4\frac{a}{b}x}}.$$

The slow and fast case of (4) is given by

$$\begin{cases} \dot{S} = D(S_{in} - S) - f(S)u - g(S)v \\ \dot{u} = (f(S) - D_0)u - \frac{a}{\varepsilon}(u + v)u + \frac{b}{\varepsilon}v \\ \dot{v} = (g(S) - D_1)v + \frac{a}{\varepsilon}(u + v)u - \frac{b}{\varepsilon}v \end{cases} \quad (7)$$

The slow manifold is defined by the positive solutions of the system

$$a(u + v)u = bv \quad \text{with} \quad u + v = x.$$

Hence one has

$$u = p(x)x, \quad v = (1 - p(x))x, \quad \text{where} \quad p(x) = \frac{b}{b + ax}.$$

Hence, the reduced model corresponding to (7) is given by

$$\begin{cases} \dot{S} = D(S_{in} - S) - \mu(S, x)x \\ \dot{x} = (\mu(S, x) - d(x))x \end{cases} \quad (8)$$

where

$$\mu(S, x) = \frac{bf(S) + axg(S)}{b + ax}, \quad d(x) = \frac{bD_0 + axD_1}{b + ax}. \quad (9)$$

In the rest of the section, we use Tikhonov's theory [29, 39, 42] (see also [20]), and we justify that the solutions of (7) are approximated by the solutions of the reduced model (8,9).

Theorem 3.1 *Let $(S(t, \varepsilon), u(t, \varepsilon), v(t, \varepsilon))$ be the solution of (7) with initial condition (S_0, u_0, v_0) satisfying $S_0 \geq 0$, $u_0 > 0$, and $v_0 \geq 0$. Let $(\bar{S}(t), \bar{x}(t))$ be the solution of the reduced problem (8) with initial conditions*

$$\bar{S}(0) = S_0, \quad \bar{x}(0) = u_0 + v_0.$$

Then as $\varepsilon \rightarrow 0$,

$$S(t, \varepsilon) = \bar{S}(t) + o(1), \quad x(t, \varepsilon) = \bar{x}(t) + o(1) \quad (10)$$

uniformly for $t \in [0, T]$, and

$$u(t, \varepsilon) = \frac{b}{b + a\bar{x}(t)}\bar{x}(t) + o(1), \quad v(t, \varepsilon) = \frac{a\bar{x}(t)}{b + a\bar{x}(t)}\bar{x}(t) + o(1) \quad (11)$$

uniformly for $t \in [t_0, T]$, where $0 < t_0 < T$ are arbitrary but fixed and independent of ε . If the solution $(\bar{S}(t), \bar{x}(t))$ of the reduced problem converges to an asymptotically stable equilibrium, then we can put $T = +\infty$ in the the approximations (10) and (11) given.

Proof. In the variables S , $x = u + v$ and u , system (7) is written

$$\begin{cases} \dot{S} = D(S_{in} - S) - f(S)u - g(S)(x - u) \\ \dot{x} = f(S)u + g(S)(x - u) - D_0u - D_1(x - u) \\ \dot{u} = (f(S) - D_0)u - \frac{a}{\varepsilon}xu + \frac{b}{\varepsilon}(x - u) \end{cases} \quad (12)$$

This is a slow and fast system with two slow variables S and x and one fast variable, u . The fast equation is

$$u' = -axu + b(x - u) = bx - (ax + b)u. \quad (13)$$

The slow manifold (or quasi-steady-state) is given by

$$u = xp(x), \quad \text{where} \quad p(x) = \frac{b}{b + ax}.$$

Since $ax + b > 0$ this slow manifold is globally asymptotically stable. Thus, the Tikhonov's Theorem [29, 39, 42] applies and asserts that after a fast transition toward the slow manifold, the solutions are approximated by a solution of the reduced equation, which is obtained by replacing the fast variable u in (12) by the quasi steady state $u = xp(x)$. This reduced system is

$$\begin{cases} \dot{S} = D(S_{in} - S) - (f(S)p(x) + g(S)(1 - p(x)))x \\ \dot{x} = (f(S)p(x) + g(S)(1 - p(x)) - D_0p(x) - D_1(1 - p(x)))x \end{cases}.$$

This is system (8,9). The approximations (10) and (11) follow from the Tikhonov's Theorem. Recall that when the reduced problem has an asymptotically stable equilibrium, then these approximations hold for all $t > 0$ and not only on a compact interval $[0, T]$. Recall also that there is a boundary layer for the fast variables u and v , that is the approximations (11) hold only for $t \geq t_0$ where $t_0 > 0$ can be arbitrarily small but fixed. Therefore, very quickly, the density $v(t)$ of flocks tends to

$$\frac{a(x(0))^2}{b + ax(0)},$$

and the density $u(t)$ of planktonic bacteria tends toward

$$\frac{bx(0)}{b + ax(0)}.$$

These values depend only on the initial total biomass $x(0) = u(0) + v(0)$, and on the ratio a/b between the rate of flocculation and deflocculation. After this boundary layer, one has a slow variation of the densities of flocks and isolated bacteria according to the density dependent reduced model (8,9).

4 Study of the reduced model for one species

We consider in this section the mathematical analysis of the reduced model (8). We do not assume that the functions $\mu(S, x)$ and $d(x)$ are of the particular form (9). We assume that

H0: $\mu(0, x) = 0$ and $\mu(S, x) > 0$ for all $S > 0$ and all $x \geq 0$.

H1: $\frac{\partial \mu}{\partial S} > 0$ and $\frac{\partial \mu}{\partial x} < 0$ for all $S > 0$ and all $x \geq 0$.

H2: $d(0) = D_0$, $d(+\infty) = D_1 < D_0 \leq D$, $d(x) > 0$, $d'(x) < 0$ and $[xd(x)]' > 0$ for all $x \geq 0$.

Let us denote by

$$f(S) = \mu(S, 0), \text{ and } g(S) = \mu(S, +\infty).$$

The functions $f(\cdot)$ and $g(\cdot)$ are increasing and positive for all $S > 0$. If equations $f(S) = D_0$ and $g(S) = D_1$ have solutions, one lets

$$\lambda_0 = f^{-1}(D_0), \text{ and } \lambda_1 = g^{-1}(D_1).$$

Otherwise one lets $\lambda_k = +\infty$, $k = 0, 1$. We add the following assumption

H3: If $\lambda_0 < \lambda_1$, then for all $S \in [\lambda_0, \lambda_1)$ and $x \geq 0$ one has $d'(x) > \frac{\partial \mu}{\partial x}(S, x)$.

H4: If $\lambda_1 < \lambda_0$, then for all $S \in (\lambda_1, \lambda_0]$ and $x \geq 0$ one has $d'(x) < \frac{\partial \mu}{\partial x}(S, x)$.

Lemma 4.1 *Assumptions H0-H4 are satisfied in the case*

$$\mu(S, x) = f(S)p(x) + g(S)(1 - p(x)), \quad d(x) = D_0p(x) + D_1(1 - p(x))$$

where $f(\cdot) > g(\cdot)$ are increasing functions and $p(x)$ is a decreasing functions such that $p(0) = 1$, $p(+\infty) = 0$ with $[xp(x)]' > 0$.

Proof. Since $p'(x) < 0$ and $f(S) > g(S)$ for all $S > 0$, one has

$$\begin{aligned}\frac{\partial \mu}{\partial S} &= f'(S)p(x) + g'(S)(1 - p(x)) > 0, \\ \frac{\partial \mu}{\partial x} &= (f(S) - g(S))p'(x) < 0.\end{aligned}$$

Thus **H1** is satisfied. On the other hand

$$d'(x) = (D_0 - D_1)p'(x) < 0, \quad [xd(x)]' = D_1 + (D_0 - D_1)[xp(x)]' > 0$$

since $p'(x) < 0$, $[xp(x)]' > 0$ and $D_0 > D_1$. Thus **H2** is satisfied. Moreover

$$\frac{\partial \mu}{\partial x}(S, x) - d'(x) = [f(S) - D_0 + D_1 - g(S)]p'(x) < 0$$

for all $S \in [\lambda_0, \lambda_1]$ and $x \geq 0$, since $p'(x) < 0$ and $f(S) \geq D_0$, $D_1 > g(S)$ for $\lambda_0 \leq S < \lambda_1$, see Figure 1. Thus Assumption **H3** is also satisfied. Similarly one has

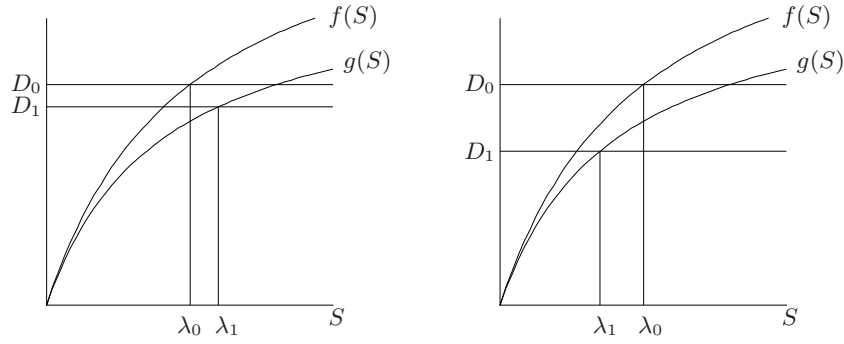


Figure 1: On the left, the case $\lambda_0 < \lambda_1$. On the right, the case $\lambda_1 < \lambda_0$.

$$\frac{\partial \mu}{\partial x}(S, x) - d'(x) = [f(S) - D_0 + D_1 - g(S)]p'(x) > 0$$

for all $S \in (\lambda_1, \lambda_0]$ and $x \geq 0$, since $p'(x) < 0$ and $f(S) \leq D_0$, $D_1 < g(S)$ for $\lambda_1 < S \leq \lambda_0$, see Figure 1. Thus Assumption **H4** is satisfied.

Notice that, if $p(x) = \frac{b}{b+ax}$, then the properties of $p(\cdot)$ stated in the lemma are satisfied. Indeed

$$p'(x) = \frac{-ab}{(b+ax)^2}, \quad [xp(x)]' = \frac{b^2}{(b+ax)^2}.$$

4.1 Existence of equilibria

The equilibria of the system are solutions of the set of equations

$$\begin{cases} D(S_{in} - S) - \mu(S, x)x = 0 \\ (\mu(S, x) - d(x))x = 0 \end{cases}$$

The second equation is equivalent to $x = 0$ or $\mu(S, x) = d(x)$. If $x = 0$ then from the first equation one has $S = S_{in}$. This is the washout equilibrium

$$E_0 = (S_{in}, 0).$$

If $\mu(S, x) = d(x)$, the first equation gives $D(S_{in} - S) = xd(x)$. Hence

$$S = \gamma(x) := S_{in} - \frac{xd(x)}{D}.$$

Since

$$\gamma(0) = S_{in}, \text{ and } \gamma'(x) = -\frac{[xd(x)]'}{D} < 0$$

the function $\gamma(\cdot)$ is decreasing. Thus one have to solve the equation

$$\mu(S, x) = d(x). \quad (14)$$

Since $\frac{\partial \mu}{\partial S} > 0$, by the implicit function theorem, thus equation defines a function

$$S = \phi(x), \text{ such that } \lambda_0 = \phi(0),$$

and

$$\phi'(x) = \frac{d'(x) - \frac{\partial \mu}{\partial x}(\phi(x), x)}{\frac{\partial \mu}{\partial S}(\phi(x), x)}.$$

The sign of $\phi'(\cdot)$ is given by assumptions **H1**, **H3** and **H4**. The cases $\lambda_0 < \lambda_1$ and $\lambda_0 > \lambda_1$ have to be distinguished.

When $\lambda_0 < \lambda_1$ the function $S = \phi(x)$ is defined for all $x \geq 0$ and satisfies

$$\lambda_0 = \phi(0), \quad \lambda_1 = \phi(+\infty), \quad \phi'(x) > 0.$$

The equilibria are the intersection points of the graphs of functions

$$S = \phi(x) \text{ and } S = \gamma(x).$$

Since the first function is increasing and the second one is decreasing, there is a unique solution if $\lambda_0 < S_{in}$, and no solution if $\lambda_0 > S_{in}$, see Figure 2.

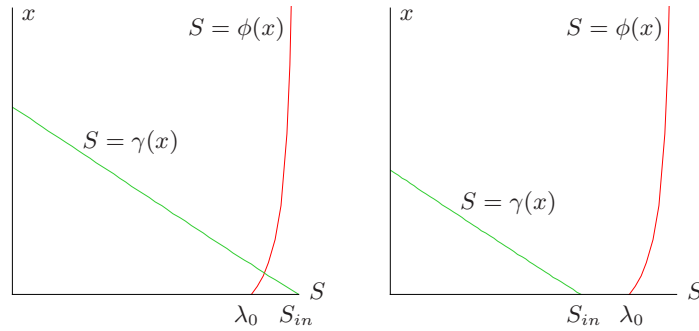


Figure 2: Null-clines $S = \phi(x)$ and $S = \gamma(x)$ in the case $\lambda_0 < \lambda_1$. On the left, the case $\lambda_0 < S_{in}$ with a unique intersection point. On the right, the case $\lambda_0 > S_{in}$ with no intersection point.

Proposition 4.2 *If $\lambda_0 < \min(\lambda_1, S_{in})$, there exists a unique positive equilibrium. If $S_{in} < \lambda_0 < \lambda_1$, there is no positive equilibrium.*

When $\lambda_1 < \lambda_0$ the function $S = \phi(x)$ is defined for all $x \geq 0$ and satisfies

$$\lambda_0 = \phi(0), \quad \lambda_1 = \phi(+\infty), \quad \phi'(x) < 0.$$

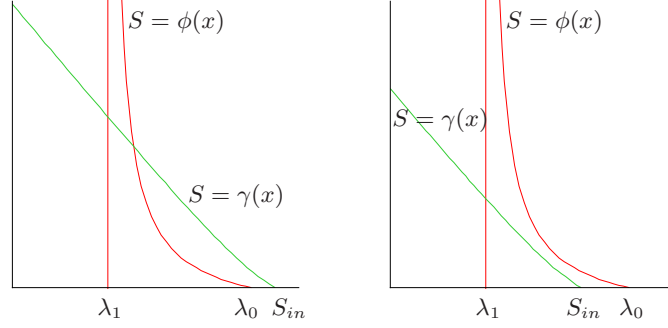


Figure 3: Null-clines $S = \phi(x)$ and $S = \gamma(x)$ in the case $\lambda_0 > \lambda_1$. On the left, the case $\lambda_0 < S_{in}$ with at least one intersection point. On the right, the case $\lambda_0 > S_{in}$ with no intersection point. In the second case it is possible to have two intersection points, see Figure 4.

Both functions $S = \phi(x)$ and $S = \gamma(x)$ are decreasing and

$$\phi(0) = \lambda_0, \quad S_{in} = \gamma(0).$$

Thus, if $\lambda_0 < S_{in}$ the graphs intersect at at least one non-negative point (see Figure 3). If $\lambda_0 > S_{in}$, the graphs of functions $S = \phi(x)$ and $S = \gamma(x)$ can intersect or not (see Figures 3 and 4).

Proposition 4.3 *If $\lambda_1 < \lambda_0 < S_{in}$, then there exists at least one positive equilibrium. Generically one has an odd number of positive equilibria. If $\lambda_1 < S_{in} < \lambda_0$, then the system has generically no positive equilibrium or an even number of positive equilibria.*

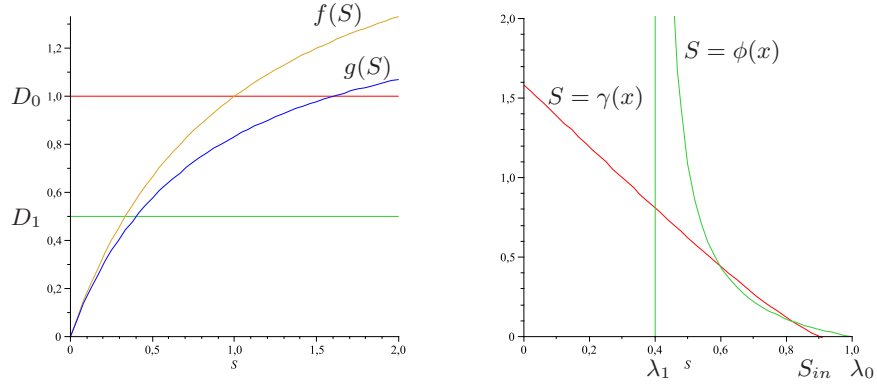


Figure 4: On the left, the growth functions $f(\cdot)$ and $g(\cdot)$ given by (15). On the right, the corresponding null-clines $S = \phi(x)$ and $S = \gamma(x)$ for the parameter values (16), showing the existence of two positive equilibria in the case when $\lambda_0 > S_{in}$.

4.2 Stability of equilibria

The Jacobian matrix of (8) is given by

$$J = \begin{bmatrix} -D - x \frac{\partial \mu}{\partial S}(S, x) & -x \frac{\partial \mu}{\partial x}(S, x) - \mu(S, x) \\ x \frac{\partial \mu}{\partial S}(S, x) & \mu(S, x) - d(x) + x \frac{\partial \mu}{\partial x}(S, x) - x d'(x) \end{bmatrix}$$

At washout $E_0 = (S_{in}, 0)$ this matrix is

$$J_0 = \begin{bmatrix} -D & -f(S_{in}) \\ 0 & f(S_{in}) - D_0 \end{bmatrix}$$

The eigenvalues are $-D$ and $f(S_{in}) - D_0$. Hence one has the following result

Proposition 4.4 *If $\lambda_0 < S_{in}$, then E_0 is unstable (saddle point). If $\lambda_0 > S_{in}$, then E_0 is locally exponentially stable (stable node).*

At a positive equilibrium $E_1 = (S, x)$, one has necessarily $\mu(S, x) = d(x)$, and the Jacobian matrix is

$$J_1 = \begin{bmatrix} -D - x \frac{\partial \mu}{\partial S}(S, x) & -x \frac{\partial \mu}{\partial x}(S, x) - \mu(S, x) \\ x \frac{\partial \mu}{\partial S}(S, x) & x \frac{\partial \mu}{\partial x}(S, x) - xd'(x) \end{bmatrix}$$

The trace of J_1 is

$$\text{tr}(J_1) = -D - x \frac{\partial \mu}{\partial S}(S, x) + x \frac{\partial \mu}{\partial x}(S, x) - xd'(x).$$

Since $[xd(x)]' = d(x) + xd'(x)$, one has

$$\text{tr}(J_1) = -D + d(x) - x \frac{\partial \mu}{\partial S}(S, x) + x \frac{\partial \mu}{\partial x}(S, x) - [xd(x)]' < 0$$

since $d(x) \leq D$, $\frac{\partial \mu}{\partial S} > 0$, $\frac{\partial \mu}{\partial x} < 0$ and $[xd(x)]' > 0$. The determinant of J_1 is

$$\det(J_1) = Dx \left(d'(x) - \frac{\partial \mu}{\partial x} \right) + x \frac{\partial \mu}{\partial S} [xd(x)]'.$$

One can write this determinant as

$$\det(J_1) = Dx \frac{\partial \mu}{\partial S} \left(\frac{d'(x) - \frac{\partial \mu}{\partial x}}{\frac{\partial \mu}{\partial S}} + \frac{[xd(x)]'}{D} \right) = Dx \frac{\partial \mu}{\partial S} (\phi'(x) - \gamma'(x)).$$

Thus, If $\phi'(x) > \gamma'(x)$, then the determinant is positive and hence the eigenvalues are of negative real parts: the equilibrium E_1 is locally asymptotically stable. On the other hand, if $\phi'(x) < \gamma'(x)$, then the determinant is negative, and the eigenvalues are of opposite sign: the positive equilibrium is a saddle point. Thus we have shown the following result

Proposition 4.5 *The following cases occur.*

1. *If $\lambda_0 < \min(\lambda_1, S_{in})$, the unique positive equilibrium is locally asymptotically stable (and fulfills $\phi'(x) > 0 > \gamma'(x)$).*
2. *If $\lambda_1 < \lambda_0$ there are possibilities of multiple positive equilibria, that are saddle points when $\phi'(x) < \gamma'(x)$ or stable nodes when $\phi'(x) > \gamma'(x)$:*
 - *when $\lambda_0 < S_{in}$, there exists at least one positive equilibrium and one has an odd number of equilibria which are alternatively stable and unstable,*
 - *when $\lambda_0 > S_{in}$, there is no or an even number of equilibria which are alternatively stable and unstable.*

One concludes that in the case $\lambda_1 < \lambda_0$, the system can exhibit bi-stability of the washout equilibrium and a positive equilibrium. If the initial density of flocks is small enough, the solutions will converge to the washout equilibrium, otherwise it will converge to the positive equilibrium, see Figure 5. In this figure we notice that the washout equilibrium is stable together with the positive equilibrium corresponding the lowest value of S . The domains of attraction of the stable equilibria are separated by the stable separatrix of the positive saddle node. The simulations shown in Figures 4 and 5 were obtained for (8,9), with the following Monod functions

$$f(S) = \frac{2S}{1+S}, \quad g(S) = \frac{1.5S}{0.8+S} \quad (15)$$

and the following values of the parameters

$$D_0 = D = 1, \quad D_1 = 0.5, \quad a = 4, \quad b = 1, \quad S_{in} = 0.9. \quad (16)$$

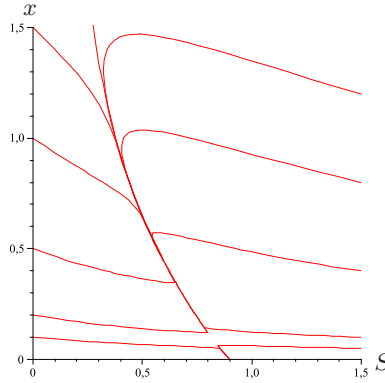


Figure 5: For the Monod functions (15) and the parameters values (16), the system exhibits bi-stability.

5 Flocculation with several species

We assume that n species are competing on a same limiting resource, and that each species is present in two forms: isolated bacteria, of density u_i , and bacteria in flocks, of density v_i , for $i = 1 \dots n$. We assume that isolated bacteria can stick with isolated bacteria with flocks to form new flocks, with rate $\alpha_i(\cdot)u_i$. We assume also that flocks can split and liberate isolated bacteria with rate $\beta_i(\cdot)v_i$.

$$u_i \xrightarrow{\alpha_i(\cdot)u_i} v_i, \quad u_i \xleftarrow{\beta_i(\cdot)v_i} v_i.$$

Then the equations are

$$\begin{cases} \dot{S} = D(S_{in} - S) - \sum_{i=1}^n (f_i(S)u_i + g_i(S)v_i) \\ \dot{u}_i = (f_i(S) - D_{0i})u_i - \alpha_i(\cdot)u_i + \beta_i(\cdot)v_i, \quad 1 \leq i \leq n \\ \dot{v}_i = (g_i(S) - D_{1i})v_i + \alpha_i(\cdot)u_i - \beta_i(\cdot)v_i \end{cases} \quad (17)$$

The dynamics of the total biomass densities $x_i = u_i + v_i$ of the species i is

$$\dot{x}_i = f_i(S)u_i + g_i(S)v_i - D_{0i}u_i - D_{1i}v_i.$$

We consider here the case where

$$\alpha_i(\cdot) = \sum_{j=1}^n A_{ij}x_j, \quad \beta_i(\cdot) = B_i$$

where A_{ij} and B_i are non-negative constants.

Remark 5.1 By letting the functions $\alpha_i(\cdot)$ depending on x_j with $j \neq i$, we implicitly consider that flocks or aggregates can incorporate individuals of different species. The removal rate D_{1i} has to be interpreted as the sum of the removal rate of the aggregates and the mortality rate of each species i in its attached form.

Moreover, we assume that the dynamics of flocculation and deflocculation are fast compared with the dynamics of the growth of bacteria, that is

$$A_{ij} = \frac{a_{ij}}{\varepsilon}, \quad B_i = \frac{b_i}{\varepsilon}.$$

In the variables S, x_i, u_i , the system is written

$$\begin{cases} \dot{S} &= D(S_{in} - S) - \sum_{i=1}^n [f_i(S)u_i + g_i(S)(x_i - u_i)] \\ \dot{x}_i &= f_i(S)u_i + g_i(S)(x_i - u_i) - D_{0i}u_i - D_{1i}(x_i - u_i), \quad i = 1 \cdots n \\ \dot{u}_i &= (f_i(S) - D_{0i})u_i - \frac{1}{\varepsilon} \sum_{j=1}^n a_{ij}x_j u_i + \frac{b_i}{\varepsilon}(x_i - u_i) \end{cases} \quad (18)$$

This is a slow/fast system with the variables S, x_i are slow and the variables u_i fast. The fast equations are

$$u'_i = - \sum_{j=1}^n a_{ij}x_j u_i + b_i(x_i - u_i), \quad i = 1 \cdots n \quad (19)$$

where x_i are considered as parameters. The slow manifold (or quasi steady-state) is given by

$$u_i = \frac{b_i x_i}{\frac{b_i}{n} + \sum_{j=1}^n a_{ij}x_j}, \quad i = 1 \cdots n. \quad (20)$$

Since one has $\sum_{j=1}^n a_{ij}x_j > 0$, for $i = 1 \cdots n$, this slow manifold is globally asymptotically stable for (19). Thus, the Tikhonov's Theorem [29, 39, 42] applies and asserts that, after a fast transition toward the slow manifold, the solutions are approximated by a solution of the reduced equation, which is obtained by replacing the fast variables u_i in (18) by the quasi steady states (20). One obtains the following reduced model

$$\begin{cases} \dot{S} = D(S_{in} - S) - \sum_{i=1}^n \mu_i(S, x) x_i \\ \dot{x}_i = (\mu_i(S, x) - d_i(x)) x_i, \quad i = 1 \cdots n \end{cases} \quad (21)$$

where

$$\mu_i(S, x) = f_i(S)p_i(x) + g_i(S)(1 - p_i(x)), \quad d_i(x) = D_{0i}p_i(x) + D_{1i}(1 - p_i(x)), \quad i = 1, \cdots, n \quad (22)$$

with

$$p_i(x) = \frac{b_i}{\frac{b_i}{n} + \sum_{j=1}^n a_{ij}x_j}, \quad x = (x_1, \cdots, x_n). \quad (23)$$

Hence, we have shown the following result

Theorem 5.2 Let $(S(t, \varepsilon), u_1(t, \varepsilon), v_1(t, \varepsilon), \cdots, u_n(t, \varepsilon), v_n(t, \varepsilon))$ be the solution of (17) with initial conditions $S(0) \geq 0$ and $u_i(0) > 0, v_i(0) \geq 0$, for $1 \leq i \leq n$. Let $(\bar{S}(t), \bar{x}_1(t), \cdots, \bar{x}_n(t))$ be the solution of the reduced problem (21) with initial conditions

$$\bar{S}(0) = S(0), \quad \bar{x}_i(t) = u_i(0) + v_i(0), \quad 1 \leq i \leq n.$$

Then as $\varepsilon \rightarrow 0$

$$S(t, \varepsilon) = \bar{S}(t) + o(1), \quad x_i(t, \varepsilon) = \bar{x}_i(t) + o(1), \quad 1 \leq i \leq n$$

uniformly for $t \in [0, T]$, and for all $1 \leq i \leq n$, as $\varepsilon \rightarrow 0$

$$u_i(t, \varepsilon) = \frac{b_i \bar{x}_i(t)}{b_i + \sum_{j=1}^n a_{ij} \bar{x}_j(t)} + o(1), \quad v_i(t, \varepsilon) = \frac{\left(\sum_{j=1}^n a_{ij} \bar{x}_j(t) \right) \bar{x}_i(t)}{b_i + \sum_{j=1}^n a_{ij} \bar{x}_j(t)} + o(1)$$

uniformly for $t \in [t_0, T]$, where $T > t_0 > 0$ are arbitrarily fixed. If the solution of the reduced problem tends to an asymptotically stable equilibrium, then we can put $T = +\infty$ in the approximations given above.

Since the planktonic bacteria have a better access to the substrate than the bacteria in flocks one assumes $f_i(S) > g_i(S)$. Notice that one has $\frac{\partial p_i}{\partial x_j} < 0$ for any i, j . Hence

$$\frac{\partial \mu_i}{\partial x_j} = (f_i(S) - g_i(S)) \frac{\partial p_i}{\partial x_j} < 0$$

with

$$\frac{\partial \mu_i}{\partial S} = f'_i(S) p_i(x) + g'_i(S) (1 - p_i(x)) > 0.$$

As for the one species case this approach give a motivation to density dependent growth function models, that may lead to species coexistence [26, 27, 28].

6 Study of the reduced model for several species

The results of this section apply to the reduced model (21,22,23) in the particular case where the rate of attachment and detachment of species x_i with species x_j are negligible for $i \neq j$, that is to say $a_{ij} = 0$ for $i \neq j$. In that case the function p_i depends only on x_i and is given by

$$p_i(x) = \frac{b_i}{b_i + a_{ii} x_i}$$

so that the growth function μ_i and removal rates d_i in (21) depend only on x_i . We consider then the model

$$\begin{cases} \dot{S} &= D(S_{in} - S) - \sum_{i=1}^n \mu_i(S, x_i) x_i \\ \dot{x}_i &= [\mu_i(S, x_i) - d_i(x_i)] x_i \end{cases} \quad i = 1, \dots, n \quad (24)$$

This model was studied in [26], in the case when $d_i(x_i) = D$. We do not assume that the functions $\mu_i(S, x_i)$ and $d_i(x_i)$ are of the particular form given by (22). We assume that

H5: $\mu_i(0, x_i) = 0$ and $\mu_i(S, x_i) \geq 0$ for all $S > 0$ and all $x_i \geq 0$.

H6: $\frac{\partial \mu_i}{\partial S} > 0$ and $\frac{\partial \mu_i}{\partial x_i} < 0$ for all $S > 0$ and all $x_i \geq 0$.

H7: $d_i(0) = D_{0i}$, $d_i(+\infty) = D_{1i} < D_{0i} \leq D$, $d_i(x_i) > 0$, $d'_i(x_i) < 0$ and $[x_i d_i(x_i)]' > 0$ for all $x_i \geq 0$.

Let us denote by

$$f_i(S) = \mu_i(S, 0) \quad \text{and} \quad g_i(S) = \mu_i(S, +\infty).$$

The functions $f_i(\cdot)$ and $g_i(\cdot)$ are increasing and positive for all $S > 0$. If equations $f_i(S) = D_{0i}$ and $g_i(S) = D_{1i}$ have solutions, one let

$$\lambda_{0i} = f_i^{-1}(D_{0i}) \quad \text{and} \quad \lambda_{1i} = g_i^{-1}(D_{1i})$$

otherwise one let $\lambda_{ki} = +\infty$, $k = 0, 1$. As for the case of one species (see Assumption **H3**), we add the following assumption

H8: $\lambda_{0i} < \lambda_{1i}$ for $i = 1 \cdots n$. For all $S \in]\lambda_{0i}, \lambda_{1i}[$ and $x_i \geq 0$, one has $d'_i(x_i) > \frac{\partial \mu_i}{\partial x_i}(S, x_i)$.

If the inequality $\lambda_{0i} < \lambda_{1i}$ is reversed for some $i = 1 \cdots n$, then the situation is much more difficult and will be studied in the future. Denote

$$\tilde{\lambda}_0 = \max\{\lambda_{0i}; \quad i = 1, \dots, n\} \quad \text{and} \quad \tilde{\lambda}_1 = \min\{\lambda_{1i}; \quad i = 1, \dots, n\}.$$

We assume that

H9: $\tilde{\lambda}_0 < \min(\tilde{\lambda}_1, S_{in})$.

We consider here the existence of a positive equilibrium. The equilibria of (24) are solutions of the set of equations

$$\begin{cases} D(S_{in} - S) = \sum_{i=1}^n \mu_i(S, x_i) x_i \\ \mu_i(S, x_i) = d_i(x_i) \quad \text{or} \quad x_i = 0 \quad i = 1, \dots, n. \end{cases} \quad (25)$$

Thus we have to solve the equations

$$\mu_i(S, x_i) = d_i(x_i).$$

Since **H6**, by the implicit function theorem, this equation gives a function $S = \phi_i(x_i)$ defined for all $x_i \geq 0$, such that $\phi_i(0) = \lambda_{0i}$, $\phi_i(+\infty) = \lambda_{1i}$ and

$$\phi'_i(x_i) = \frac{d'_i(x_i) - \frac{\partial \mu_i}{\partial x_i}(S, x_i)}{\frac{\partial \mu_i}{\partial S}(S, x_i)} > 0.$$

The sign of $\phi'(\cdot)$ is given by assumptions **H8**. We define the function $X_i : S \mapsto X_i(S)$ on $[0, \lambda_{1i}[$ by

$$\begin{aligned} X_i : [0, \lambda_{1i}[&\longrightarrow \mathbb{R}_+ \\ S &\longrightarrow X_i(S) = \begin{cases} 0 & \text{if } 0 \leq S \leq \lambda_{0i} \\ x_i = \phi_i^{-1}(S) & \text{if } \lambda_{0i} \leq S < \lambda_{1i}. \end{cases} \end{aligned}$$

Let $h_i(S) = \mu_i(S, X_i(S))X_i(S)$. Since $X_i(\cdot)$ is increasing over $[\lambda_{0i}, \lambda_{1i}[$, so is $h_i(\cdot)$ over this interval. Indeed, one has

$$h'_i(S) = \left(\frac{\partial \mu_i}{\partial S} + \frac{\partial \mu_i}{\partial x_i} X'_i(S) \right) X_i(S) + \mu_i(S, X_i(S)) X'_i(S).$$

Moreover, for $S \in]\lambda_{0i}, \lambda_{1i}[$, $\mu_i(S, X_i(S)) = d_i(X_i(S))$ and

$$X'_i(S) = \frac{\frac{\partial \mu_i}{\partial S}(S, X_i(S))}{d'_i(X_i(S)) - \frac{\partial \mu_i}{\partial x_i}(S, X_i(S))} > 0.$$

Then

$$h'_i(S) = [d'_i(X_i(S)) X_i(S) + d_i(X_i(S))] X'_i(S), \quad \text{for } S \in]\lambda_{0i}, \lambda_{1i}[.$$

Using **H7**,

$$[d_i(x_i)x_i]' = d'_i(x_i)x_i + d_i(x_i) > 0, \quad \text{for } x_i \geq 0.$$

Hence the sign of $h'_i(S)$ is the same as the sign of $X'_i(S)$, that is, $h_i(\cdot)$ is increasing over $[\lambda_{0i}, \lambda_{1i}[$ (see Fig. 6).

Consider now the function

$$H(S) = \sum_{i=1}^n h_i(S) - D(S_{in} - S).$$

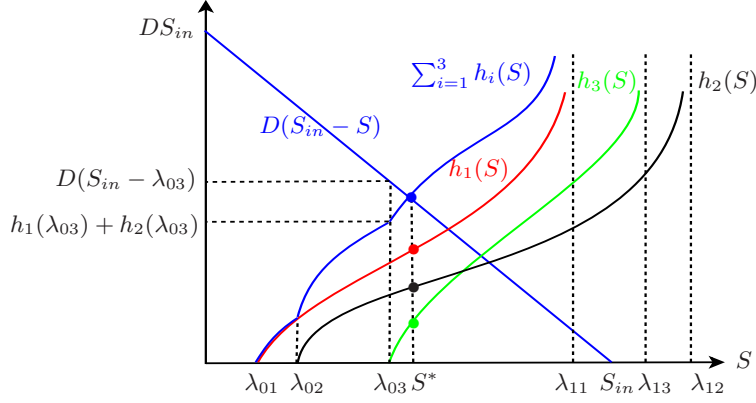


Figure 6: Condition of existence of the positive equilibrium of (24) for $n = 3$.

Lemma 6.1 Equation $H(S) = 0$ admits a unique solution $S^* \in]0, \tilde{\lambda}_1[$.

Proof. Since $h_i(S) = 0$ for $S \in [0, \lambda_{0i}]$ and $h_i(S)$ is increasing over $[\lambda_{0i}, \lambda_{1i}[$ (see Fig. 6), the function $H(\cdot)$ is increasing over $(0, \tilde{\lambda}_1)$, and

$$H(0) = -DS_{in} < 0 \quad \text{and} \quad \lim_{S \rightarrow \tilde{\lambda}_1} H(S) = +\infty.$$

Hence, there exists a unique $S^* \in]0, \tilde{\lambda}_1[$ such that $H(S^*) = 0$. We have the following result :

Proposition 6.2 Assume that **H5-H9** hold. System (24) has a unique positive equilibrium if and only if

$$\sum_{i=1}^n \mu_i(\tilde{\lambda}_0, X_i(\tilde{\lambda}_0)) X_i(\tilde{\lambda}_0) < D(S_{in} - \tilde{\lambda}_0). \quad (26)$$

Proof. A positive equilibrium $E^* = (S^*, x_1^*, \dots, x_n^*)$, must satisfy

$$D(S_{in} - S^*) = \sum_{i=1}^n \mu_i(S^*, x_i^*) x_i^* \quad (27)$$

and

$$\mu_i(S^*, x_i^*) = d_i(x_i^*). \quad (28)$$

Equation (28) is equivalent to $x_i^* = X_i(S^*)$. Thus, (27) can be written

$$D(S_{in} - S^*) = \sum_{i=1}^n \mu_i(S^*, X_i(S^*)) X_i(S^*) = \sum_{i=1}^n h_i(S^*),$$

that is $H(S^*) = 0$. Since $\sum_{i=1}^n h_i(S^*) > 0$, then one must have

$$S^* < S_{in} \quad \text{and} \quad S^* > \tilde{\lambda}_0.$$

Notice that $\tilde{\lambda}_0 < S^* < \tilde{\lambda}_1$ and $S^* < S_{in}$ are satisfied if **H9** holds. Then, since $H(S)$ est increasing over $[0, \tilde{\lambda}_1[$,

$$\tilde{\lambda}_0 < S^* \iff H(\tilde{\lambda}_0) < H(S^*) = 0.$$

Therefore there exists a unique positive equilibrium S^* exactly when $H(\tilde{\lambda}_0) < 0$, which is equivalent to (26).

We study now the asymptotic behavior of the positive equilibrium. First, we establish the following result :

Lemma 6.3 Consider the matrix

$$A = \begin{bmatrix} -D - \sum_{i=1}^n a_i & c_1 & c_2 & \cdots & c_n \\ a_1 & -b_1 & 0 & \cdots & 0 \\ a_2 & 0 & -b_2 & \cdots & 0 \\ \vdots & \vdots & \vdots & \ddots & \vdots \\ a_n & 0 & 0 & \cdots & -b_n \end{bmatrix} \quad (29)$$

Assume that $D > 0$ and for $i = 1 \cdots n$, $a_i \geq 0$, $b_i > 0$ and $c_i \leq b_i$. Then all eigenvalues of A have negative real part.

Proof. Let λ be an eigenvalue of A and $V = (v_0, v_1, \dots, v_n) \neq 0$ a corresponding eigenvector. Hence we have

$$\begin{cases} \left(-D - \sum_{i=1}^n a_i \right) v_0 + \sum_{i=1}^n c_i v_i = \lambda v_0 \\ a_i v_0 - b_i v_i = \lambda v_i \quad i = 1, \dots, n. \end{cases} \quad (30)$$

Assume that $\alpha = \text{Re}(\lambda) \geq 0$. Since $b_i > 0$, then $\lambda + b_i \neq 0$. Therefore,

$$v_i = \frac{a_i v_0}{\lambda + b_i} \quad \text{for } i = 1 \cdots n.$$

If $v_0 = 0$ then $v_i = 0$ for $i = 1 \cdots n$, so that $V = 0$ which is impossible. Thus $v_0 \neq 0$ and from the first equation of (30), we deduce, after simplification by v_0 that

$$-D - \sum_{i=1}^n a_i + \sum_{i=1}^n a_i \frac{c_i}{\lambda + b_i} = \lambda.$$

Let $\lambda = \alpha + i\beta$. Taking real part of both sides one obtains

$$\alpha = -D - \sum_{i=1}^n a_i + \sum_{i=1}^n a_i \frac{c_i(b_i + \alpha)}{(b_i + \alpha)^2 + \beta^2}.$$

Since $c_i \leq b_i$ and $b_i + \alpha > 0$ then

$$\frac{c_i(b_i + \alpha)}{(b_i + \alpha)^2 + \beta^2} \leq \frac{b_i(b_i + \alpha)}{(b_i + \alpha)^2 + \beta^2} \leq \frac{b_i(b_i + \alpha)}{(b_i + \alpha)^2} = \frac{b_i}{b_i + \alpha} \leq 1.$$

Since $a_i \geq 0$ then

$$a_i \frac{c_i(b_i + \alpha)}{(b_i + \alpha)^2 + \beta^2} \leq a_i \quad \text{for } i = 1 \cdots n.$$

Hence

$$\alpha \leq -D - \sum_{i=1}^n a_i + \sum_{i=1}^n a_i < 0$$

which contradicts $\alpha \geq 0$.

Then, we state the following result :

Proposition 6.4 If E^* exists, then it is locally exponentially stable.

Proof. Since $\mu_i(S^*, x_i^*) = d_i(x_i^*)$, the Jacobian of the system (24) at E^* is of the form (29) where

$$a_i = \frac{\partial \mu_i}{\partial S}(S^*, x_i^*) x_i^* \quad b_i = -\frac{\partial \mu_i}{\partial x_i}(S^*, x_i^*) x_i^* + x_i^* d'_i(x_i^*), \quad c_i = -\frac{\partial \mu_i}{\partial x_i}(S^*, x_i^*) x_i^* - d_i(x_i^*).$$

Since **H6**, $a_i > 0$. Since **H7**, $d_i(x_i^*) + x_i^* d'_i(x_i^*) > 0$, then $-d_i(x_i^*) < x_i^* d'_i(x_i^*)$ and hence $c_i < b_i$. Since **H8**, $b_i > 0$. The result follows from Lemma 6.3.

7 Discussion and conclusion

In this work, we considered a general model of a bio-process with three compartments involving the substrate, the planktonic and the attached biomass densities, respectively. Each compartment of the biomass is characterized by its own specific growth rate and apparent dilution rate, generalizing previous models of biofilms (with no dilution rate for the attached bacteria) or models of perfect flocks (with no growth rate for aggregated individuals). We have analyzed a class of such models with planktonic and structured biomass, under the assumption that attachment and detachment processes are fast compared to the biological scale. Notice that it is only under this assumption that the main results of the paper are valid, notably the fact that the three order model (1) can be reduced to the second order model (6). If it is not the case, the analysis of the original three order model must be done to establish its qualitative behavior.

Our study reveals two main characteristics of this model:

1. the reduced dynamics may exhibit a bi-stable behavior even though each growth function is monotonic. This phenomenon is new and is usually met in the chemostat but when the growth function is non-monotonic (such as the Haldane law);
2. for bio-processes in which part of the biomass is under a structured form (in flocks or biofilm), the macroscopic models (with reduced dynamics involving only the aggregated biomass and the substrate) should include a growth rate and an apparent dilution rate that are both density dependent. This result contributes to the actual debate in biotechnological engineering involving bio-processes with structured biomass, where it was not clear whether it is better to modify the growth rate functions or the hydrodynamical terms in the macroscopic equations of the system, to cope with the specificity due to the attachment process.

Acknowledgments. This work has been supported by the DISCO (Multi-scale modelling bioDiversity Structure COupling in biofilms) project, granted by the French National Research Agency ANR (AAP215-SYSCOMM-2009).

References

- [1] R. Arditi and L.R. Ginzburg, Coupling in predator-prey dynamics: ratio-dependence, *J. Theor. Biol.* 139 (1989) 311–326.
- [2] J. Arino, S. Pilyugin and G. Wolkowicz, Considerations on yield, nutrient uptake, cellular growth, and competition in chemostat models, *Canadian Applied Mathematics Quarterly* 11(2) (2003) 107–142.
- [3] P. Auger and J.C. Poggiale, Aggregation and Emergence in Systems of Ordinary Differential Equations, *Mathematical Computer Modelling* 27(4) (1998) 1–22.
- [4] Z.C. Chiu, M.Y. Chen, D.J. Lee, C.H. Wang and J.Y. Lai, Oxygen diffusion and consumption in active aerobic granules of heterogeneous structure, *Appl. Microbiol. Biotechnol.* 75 (2007) 685–691.
- [5] J. Costerton, Overview of microbial biofilms. *J. Indust. Microbiol.* 15 (1995) 137–140.
- [6] A. Ding, M.J. Hounslow and C.A. Biggs. Population balance modelling of activated sludge flocculation: Investigating the size dependence of aggregation, breakage and collision efficiency. *Chem Eng Sci.* 61 (2006) 63–74.
- [7] R. Fekih-Salem, T. Sari and A. Rapaport. La flocculation et la coexistence dans le chemostat, *Proceedings of the 5th conference on Trends in Applied Mathematics in Tunisia, Algeria, Morocco*, Sousse, 23-26 Avril 2011, Tunisia, M. Hassine and M. Moakher (Editors), Centre de Publication Universitaire (2011) 477–483.

- [8] R. Freter, H. Brickner and S. Temme. An understanding of colonization resistance of the mammalian large intestine requires mathematical analysis. *Microecology and Therapy* 16 (1986) 147–155.
- [9] M. Ginovart, D. López, A. Giró and M. Silbert, Flocculation in brewing yeasts: A computer simulation study, *BioSystems* 83 (2006) 51–55.
- [10] B. Haegeman, C. Lobry and J. Harmand. Modeling Bacteria Flocculation as Density-Dependent Growth, *AIChE* 53(2) (2007) 535–539.
- [11] B. Haegeman and A. Rapaport, How flocculation can explain coexistence in the chemostat. *J. Biol. Dyn.* 2(1) (2008) 1–13.
- [12] J. Harmand and J. J. Godon, Density-dependent kinetics models for a simple description of complex phenomena in macroscopic mass-balance modeling of bioreactors. *Ecological Modelling* 200 (2007) 393–402
- [13] G. Hardin, The competition exclusion principle. *Science* 131 (1960) 1292–1298
- [14] S.W. Hermanowicz. Two-dimensional simulations of biofilm development: effects of external environmental conditions. *Water Sci. Technol.* 39 (1999) 107–114.
- [15] H. Horn, H. Reiff and E. Morgenroth Simulation of Growth and Detachment in Biofilm Systems Under Defined Hydrodynamic Conditions, *Biotechnology and Bioengineering* 81(5) (2003) 607–617.
- [16] IWA Task Group on Biofilm Modeling Mathematical Modeling of Biofilms, *IWA publishing* (2006).
- [17] D. Jones and H.L. Smith, Microbial competition for nutrient and wall sites in plug flow. *SIAM J. Applied Math.* 60 (2000) 1576–1600.
- [18] D. Jones, H. Kojouharov, D. Le and H.L. Smith, The Freter model: A simple model of biofilm formation. *J. Math. Biol.* 47 (2003) 137–152.
- [19] D. Jones, H. Kojouharov and H.L. Smith, Bacterial wall attachment in a flow reactor. *SIAM J. Appl. Math.* 62 (2000) 1728–1771.
- [20] K. Khalil, *Nonlinear Systems* Third Edition, Prentice Hall (2002).
- [21] J.C. Kissel, P.L. McCarty and R.L. Street. Numerical simulation of mixed culture biofilm. *J. Environ. Eng. ASCE* 110 (1984) 393–411.
- [22] J. Kreft, C. Picioreanu, J. Wimpenny and M. van Loosdrecht. Individual-based modelling of biofilms. *Microbiol Sgm* 147 (2001) 2897–2912.
- [23] R. Kreikenbohm and W. Stephan. Application of a two-compartment model to the wall growth of *Pelobacter acidigallici* under continuous culture conditions. *Biotechnol. Bioeng.* 27 (1985) 296–301.
- [24] P. De Leenheer, D. Angeli and E.D. Sontag. Crowding effects promote coexistence in the chemostat. *Journal of Mathematical Analysis and Applications* 319(1) (2006) 48–60.
- [25] B. Li and L. Bishop, Micro-profiles of activated sludge floc determined using microelectrodes, *Water Res.* 38 (2004) 1248–1258.
- [26] C. Lobry and J. Harmand. A new hypothesis to explain the coexistence of n species in the presence of a single resource, *Comptes rendus Biologies* 329 (2006) 40–46.
- [27] C. Lobry, F. Mazenc and A. Rapaport. Persistence in ecological models of competition for a single resource, *C.R. Acad. Sci. Paris, Ser I* 340 (2004) 199–240.

- [28] C. Lobry, F. Mazenc, A. Rapaport. Sur un modèle densité-dépendant de compétition pour une ressource, *Comptes rendus Biologies* 329 (2006) 63–70.
- [29] C. Lobry, T. Sari and S. Touhami, On Tikhonov’s theorem for convergence of solutions of slow and fast systems. *Electron. J. Diff. Eqns.* 1998 (1998), No. 19, 1-22.
- [30] R. O’Malley, *Singular perturbation methods for ordinary differential equations*, Springer-Verlag, New York (1991).
- [31] J. Monod, La technique de culture continue. Théorie et applications. *Ann. Inst. Pasteur* 79 (1950) 390–410
- [32] S. Pilyugin and P. Waltman. The simple chemostat with wall growth, *SIAM J. Appl. Math.* 59(5) (1999) 1552–1572.
- [33] E. Sanchez, P. Auger, J.C. Poggiale, Two-time scales in spatially structured models of population dynamics: a semigroup approach. *J. Math. Anal. Appl.* 375 (2011) 149–165.
- [34] V. Saravanan and T.R. Sreekrishnan. Modeling anaerobic biofilm reactors, a review. *Journal of Environmental Management* 81 (2006) 1–18.
- [35] H.L. Smith and P. Waltman, *The Theory of the Chemostat, Dynamics of Microbial Competition*. Cambridge University Press (1995).
- [36] E. Stemmons and H.L. Smith, Competition in a chemostat with wall attachment. *SIAM J. Appl. Math.* 61 (2000) 567–595.
- [37] B. Tang, A. Sittomer and T. Jackson, Population dynamics and competition in chemostat models with adaptative nutrient uptake. *J. Math. Biol.* 35 (1997) 453–479.
- [38] D.N. Thomas, S.J. Judd and N. Fawcett, Flocculation modelling: A review, *Water Res.* 33 (1999) 1579–1592.
- [39] A. N. Tikhonov, Systems of differential equations containing small parameters multiplying the derivatives, *Mat. Sb.* 31 (1952) 575-586.
- [40] H. Topiwala and G. Hamer, Effect of wall growth in steady state continuous culture, *Biotech. Bioeng.* 13 (1971) 919–922.
- [41] E. Wahlberg, T. Keinath and D. Parker. Influence of activated sludge flocculation time on secondary clarification. *Wat Environ Res.* 66 (1994) 779–786.
- [42] W. Wasow, *Asymptotic Expansions for Ordinary Differential Equations*, Krieger, New York (1976).

