

Defining and cataloging exoplanets: The exoplanet.eu database

J. Schneider¹, C. Dedieu², P. Le Sidaner², R. Savalle², and I. Zolotukhin²³⁴

¹ Observatoire de Paris, LUTH-CNRS, UMR 8102, 92190, Meudon, France
e-mail: Jean.Schneider@obspm.fr

² Observatoire de Paris, Division Informatique de l'Observatoire, VO-Paris Data Centre, UMS2201 CNRS/INSU, France

³ Observatoire de Paris, LERMA, UMR 8112, 61 Av. de l'Observatoire, 75014 Paris, France

⁴ Sternberg Astronomical Institute, Moscow State University, 13 Universitetsky prospect, Moscow, 119992, Russia

Received ; accepted

Abstract. We describe an online database for extra-solar planetary-mass candidates, updated regularly as new data are available. We first discuss criteria for the inclusion of objects in the catalog: "definition" of a planet and several aspects of the confidence level of planet candidates. **We are led to point out the conflict between sharpness of belonging or not to a catalogue and fuzziness of the confidence level.** We then describe the different tables of extra-solar planetary systems, including unconfirmed candidates (which will ultimately be confirmed, or not, by direct imaging). It also provides online tools: histogrammes of planet and host star data, cross-correlations between these parameters and some VO services. Future evolutions of the database are presented.

Key words. Stars: planetary systems – online catalogue – Extrasolar planet

1. Introduction

The study of extrasolar planetary systems has become a very active field which will grow continuously in the coming years and decades. This new field of astronomy leads to two types of activities: the detection of new planets and new observations of known planets and on the other hand the understanding of physical and dynamical processes of individual planets, planetary systems and interactions of planets with their host stars.

These activities require a precise knowledge of the characteristics of planets and of their parent stars, i.e. a well documented catalogue. Exoplanetology is developing so rapidly (and this evolution will even accelerate in the coming years) that any static catalogue¹ is obsolete on time scales of a few months. An evolutionary online catalogue through the Internet is better adapted to that situation. It has the advantage of updating permanently the data and of making possible online tools for their pre-treatments. Here we describe a freely accessible database consisting in a catalogue and associated online services. In section 2 we describe the purpose and philosophy of the

database. In section 3 we discuss criteria for the inclusion of objects in the catalogue. In section 4 we give the detailed content of the catalogue. In section 5 we describe the associated online services. The database is part of a wider portal, the Extrasolar Planets Encyclopaedia, offering other services which we describe shortly in section 6. We end by sketching future developments in section 7.

2. Purpose of the catalogue

A first online catalogue, the Extrasolar Planets Catalogue, was established, at the dawn of the Web, in February 1995 after the suspicion of the discovery of γ Cep b (Campbell et al. 1988) and the confirmation of the first pulsar planets (Wolszczan 1994)². It was followed some years later by the California and Carnegie Planet Search table at http://exoplanets.org/planet_table.shtml (Butler et al., 2006) and by the Geneva Extrasolar Planet Search Programmes Table at http://obswww.unige.ch/~naef/planet/geneva_planets.html (Mayor, Queloz, Udry and Naef). The Extrasolar Planets Catalogue, available since then at

Send offprint requests to: J. Schneider

¹ Like the table of stellar and planet parameters by Fischer & Valenti (2005).

² Some ancient pages, back to 1999, are available at http://web.archive.org/web/*/http://www.obspm.fr/planets AND AT http://WEB.ARCHIVE.ORG/WEB/*/HTTP://EXOPLANETS

<http://exoplanet.eu/catalog.php> (Martinache & Schneider 2004), has been upgraded in 2005 by the addition of several graphical and statistical online services (Le Sidaner et al. 2007). This new version has been followed by two other professional online databases: the NStED Database at <http://nsted.ipac.caltech.edu> and the Exoplanet Data Explorer at <http://exoplanets.org> (Wright et al 2010), the later providing some online tools. The Exoplanet Data Explorer and the Geneva catalogue have the advantage of providing, for some planets, first hand data by the observers (and often discoverers) themselves. But as of February 2011 these catalogues list only planets discovered by radial velocity and by transits whereas our catalogue also lists planets discovered by astrometry³, direct imaging, microlensing and timing. It also gives a table of unconfirmed or problematic planets (see sections 3 and 4 for criteria of "confirmation"). For completeness, there was also a fifth list, provided by the IAU Working Group on Extrasolar Planets at <http://www.dtm.ciw.edu/boss/planets.html>, but it only listed planet names and, as of February 2011, it is no more maintained.

As a final introductory remark, we point out that our catalogue includes all planets which we estimate to be "reasonable" candidates, including a separate table of unconfirmed planets. It is aimed to be a working tool permanently in progress. This choice is made to provide to the community of researchers all the available information at any time, allowing them to make their own judgement and to use the data for new observational or theoretical work and to confirm, or not, problematic candidates by complementary observations. It is also designed to help high-level amateurs (e.g. for transiting planets) and, being updated daily, to give the latest news for correct information for outreach activities. For that latter purpose it is multi-lingual (English, Farsi (Persian), French, German, Italian, Polish, Portuguese and Spanish). For comparison, the Exoplanet Data Explorer gives only "secure" planets in the sense that they are all published as such in refereed journals⁴. But as a counterpart it contains less candidates. We have chosen to provide a larger sample of candidates since each user can make her/his own mind on their validity.

3. Criteria for the inclusion of objects in the catalogue

The first task is to choose which objects to include in the catalogue. The question is very simple, but the answer is delicate. It faces several problems for which one has to make choices. It therefore deserves a discussion to clarify

³ Although there is, as of February 2011, no planet discovered by astrometry; indeed, the planet VB 10 b claimed to be discovered by astrometry (Pravdo & Shakland 2009) has not been confirmed by radial velocity measurements (Bean et al. 2010).

⁴ It also provides more detailed planetary and stellar data (e.g. planet density, $V \cdot \sin i$ for the star).

all problematic aspects. The objective of making a catalog of exoplanets rests on the implicit prejudice that there is a well definable category of objects sharing some common nature with Solar System planets. It is thus essential to establish criteria in order to decide which objects deserve the name "planet". As we will see, the ideal situation of criteria ruling all configurations without ambiguity cannot be realized.

3.1. "Definition" of a planet

The word "definition" refers to two different situations. First, it means an arbitrary convention, like for instance the neologism "pulsar". But the word "definition" also often designates an attempt to clarify **the content of a pre-existing word** for which we have some spontaneous preconceptions, whatever their grounds, and to catch an (illusory) "essence" of what is defined. It is then made use of pre-existing plain language words which carry an *a priori* pre-scientific content likely to introduce some confusion in the reader's mind. In the clarification of pre-scientific conception versus scientific convention, some arbitrariness is unavoidable.

Here we do not try to catch an essence of planets but to find pragmatic criteria for the inclusion of objects in the catalogue based on physical properties, if possible, and on observable appearance. The complexity of the problem arises when one seeks to correlate these two approaches.

3.1.1. Physical nature of planets

Until 2001, a planet was defined as not having central deuterium burning. According to sub-stellar interior models, this criterion enables to define a planet as having a maximum mass around 13 Jupiter mass (Burrows et al. 2001). But the discovery of **the companion HD 168443 c with $M \cdot \sin i = 18.1 M_{Jup}$** to the star HD 168443 having already **a companion with $M \cdot \sin i = 8.2 M_{Jup}$** (Marcy et al. 2001) introduced a complication (see section 4 for the labelling of planets). The idea emerged that a substellar companion with a mass larger than the 13 M_{Jup} limit could share with less than 13 M_{Jup} objects a common "nature", whatever it is. The fact that there is no special feature around 13 M_{Jup} in the observed mass spectrum (Fig 1 Udry 2010) reinforces the choice to forget this mass limit. But then an embarrassing problem arises: where to set this limit (if a limit makes sense)?

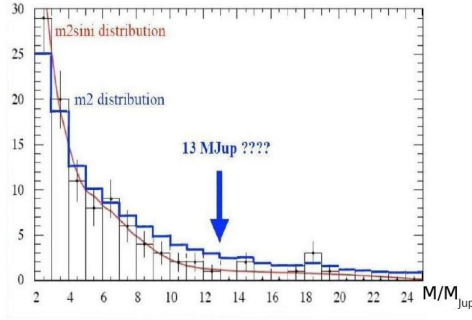


Fig. 1. Mass distribution of companions below $25 M_{Jup}$ (Udry 2010)

Another approach is based on the formation scenario. The convention is then to call "planets" objects formed by accretion of planetesimals in a circumstellar dust disc, just by analogy with Solar System planets, and to call "brown dwarfs" objects formed by collapse in a gas cloud or circumstellar disc, by analogy with stars. We have chosen to follow as much as possible this approach. But it faces a major difficulty: for a given substellar companion, how to know if it is formed by core accretion or by gravitational collapse since we cannot catch the formation process "in vivo" and it is not clear how to infer it from current observables. Unfortunately there is an overlap in the guessed mass distribution of planets and brown dwarfs (Baraffe et al. 2010, Spiegel et al. 2011). Baraffe et al. (2010) suggest that the brown dwarf mass function can go down to $6 M_{Jup}$. Therefore the companion mass can *a priori* not serve as a reliable criterion for deciding if it should be named a "planet" or a "brown dwarf". It is likely that these two categories have different statistical distributions for instance in the (mass, semi-major axis) plane, but this does not help for individual objects. One could make use of the bulk density of objects: those formed by core accretion may have more heavy elements (Baraffe et al. 2010). But then one has to know their radius. As long as ultra-high angular resolution imaging cannot measure directly this radius, the latter is known only for transiting planets. In addition it is scrambled by the observed "radius anomaly", i.e. the abnormally large observed radius compared to models (at least for hot Jupiters, Baraffe et al. 2010). The companion mass value is finally the only simple pragmatic present criterion for the designation "planet" and we chose to rely on it. But we still have to choose a mass limit.

There is no theoretical prediction for the mass spectrum of brown dwarfs, but there is a dip around $25\text{--}30 M_{Jup}$ in the observed distribution in $M \cdot \sin i$ of substellar objects (Udry et al. 2010, Fig. 2a). A closer look reveals a flat quasi-void between $\sim 25\text{--}45 M_{Jup}$ (Sahlmann et al. 2011 - Fig. 2b). Since according to Baraffe et al. (2010) the likelihood of an object to be a brown dwarf increases with mass, and, since the observed mass spectrum decreases from a few to 20 Jupiter

mass, we attribute this decrease to the mass spectrum of planets, and finally since a threshold has to be chosen, we *arbitrarily* choose (and perhaps provisionally if new insights on the mass distribution emerge in the future) to privilege at this stage a maximum mass of $25 M_{Jup}$.

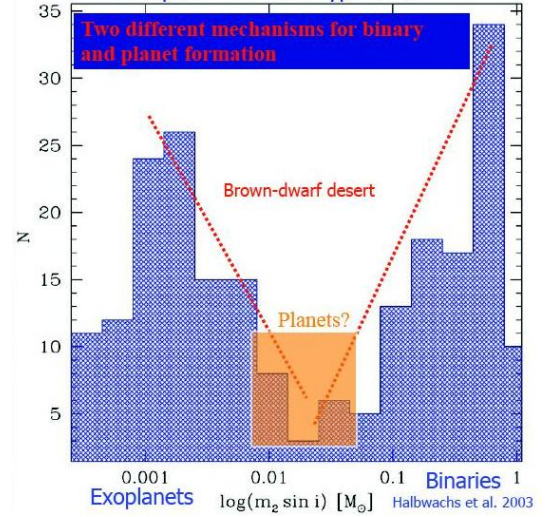


Fig. 2a. Mass distribution of substellar objects (Udry 2010)

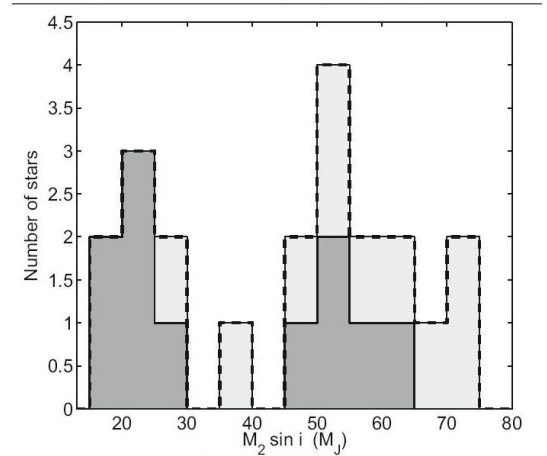


Fig. 2b. Zoom of the mass distribution around $25\text{--}40 M_{Jup}$ (Sahlmann et al. 2011)

There is also a break in the radius distribution as a function of substellar masses around $25 M_{Jup}$ (Fig 3a Pont et al. 2005, 3b Anderson et al. 2011), suggesting a difference in physical nature below and above this mass.

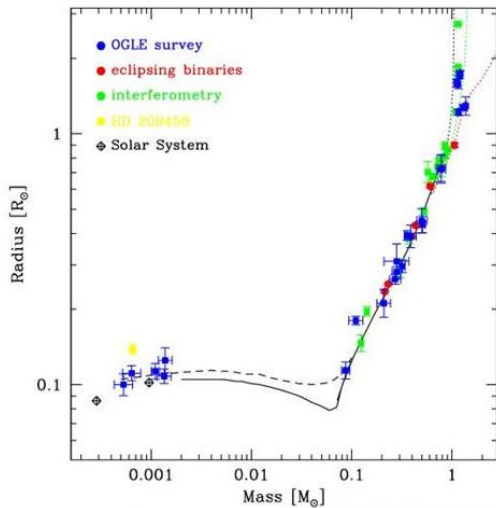


Fig. 3a. Radius distribution as a function of mass for substellar objects (Pont et al. 2005)

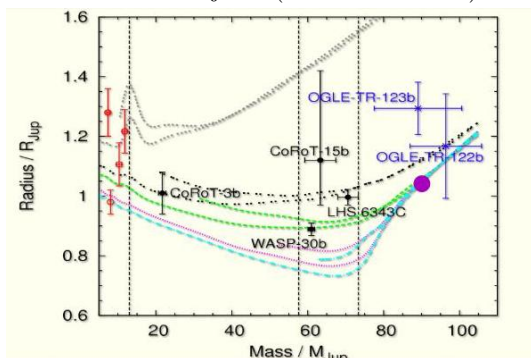


Fig. 3b. Zoom of the mass-radius distribution around 25 - 40 M_{Jup} (Triaud 2011).

These facts make plausible that the population below around 25 M_{Jup} is essentially made of planets (in the above sense). Since in the 13 - 25 M_{Jup} region there are only about 5% of all objects with a mass below 25 M_{Jup} , a possible confusion between planets and brown dwarfs is statistically not significant.

The word "superplanet" has sometimes been proposed for massive planets (e.g. Udry et al. 2002), but no clear definition was given in the literature. One could use it to designate objects between 13 and 25 M_{Jup} , but since there is no special feature around 13 M_{Jup} in the observed mass spectrum of substellar objects (Fig. 1), it introduces an unnecessary complication and we discard it.

Another property of planets in the heliocentric view is that they are low mass companions of a parent star. But a few isolated objects with a mass probably below ~ 10 Jupiter mass have been discovered (e.g. S Ori 70 (Zapatero-Osorio et al. 2002)). We therefore include an additional table of "free-floating" planet candidates (called "rogue" planets by Abbot & Switzer (2011)). Since some of these objects may be "true" planets ejected from a circumstellar orbit, we avoid to designate them by a new word, "sub-brown-dwarfs", evoked by Spiegel & Burrows (2011).

The International Astronomical Union is attempting to establish an "official" definition of exoplanets (Boss et al. 2010), but we feel that it is premature since the situation is still evolving and that any definitive definition is likely to be too rigid to adapt to new discoveries. We note that, with the exception of Solar System bodies, there is no other "official" definition of categories of objects in astronomy (e.g. of quasars) and it is better like this.

3.1.2. Observable parameters

A growing activity is and will be the spectro-polarimetric characterization of substellar companion atmospheres. The physics of atmospheres of gas giant planets and of brown dwarfs is essentially the same. Some users of the database are more interested by this aspect than by the internal structure resulting from a formation scenario. It is therefore useful for them to have a database including some brown dwarfs. It is another reason to have a "generous" upper mass limit of 25 M_{Jup} .

Another concern is a lower mass limit for the planet: it is not so academic since objects transiting a white dwarf with a size $0.1R_{earth} \approx 0.25R_{pluto}$ or companions to planets detected by transit time variations with a mass smaller than the moon (Sartoretti & Schneider 1999) may be detected any time in the nearby future. It is not sure that the IAU resolution B5 in 2006 defining a planet as "a nearly round object which has cleared the neighbourhood around its orbit" will be pertinent for exoplanets. For the present catalogue we will not use any lower mass or size limit (and therefore include future "exo-moons"). We incidentally note that the planetary nature of PSR 1257+12b ($M = 1.8M_{Moon}$) has never been contested in the literature.

As a provisional conclusion we therefore chose at this point to include all objects with a mass below 25 M_{Jup} . One cannot exclude that this limit will change in the future. Note that a sharp limit is somewhat absurd, since in the present case it excludes 25.1 M_{Jup} companions, but at the same time we see no pragmatic alternative to sharpness.

3.2. Confidence level of a planet

Once we have chosen a methodology to decide which objects are called planets, we have to decide whether a candidate fulfills these criteria or not.

There are two aspects:

- is the suspected companion real or an artefact (stellar activity etc)?

- is the companion, if confirmed, really a planet?

The ideal situation would be that authors give a clear confidence level for each candidate and the task of a compiler would be to decide (arbitrarily) a threshold for a confidence level. But in most pa-

per there is no clear confidence level, making the decision of confirmed/unconfirmed arbitrary and subjective.

3.2.1. Companion or artefact?

There is first a well known problem of confidence level of the interpretation of observations, specific to each detection method. After the analysis of artefacts, specific to each method, the planet candidate has a False Alarm Probability (FAP). The California Planet Survey team requires systematically a FAP below 5% to announce a planet discovery (Howard et al. 2010). But all authors do not give a clear estimate of their FAP (sometimes difficult to evaluate quantitatively) and in this respect the confidence level of planets is heterogeneous in the catalogue. We therefore adopt, with only one exception (Gl 581 g - see special cases below), the criterion of being published in a refereed paper or presented in a professional conference or website as a "secure" companion. Without entering a detailed discussion of all artefacts, let us remind some of their features:

- Radial velocity (RV)

An apparent RV variation can be due to various phenomena in the stellar atmosphere. They are generally eliminated by the "bisector variation" test (Mandushev et al. 2005).

Once the stellar wobble has been confirmed, it could still be due to another mechanism than the pull by a companion. As shown by Schneider (1999) and confirmed by Morais & Correia (2011), it can be due to a distant binary star with the same orbital period as for the planet (false) candidate. But such events can mimic only low mass planets on wide orbits, beyond the present detection capability. It does not apply to objects currently present in the catalogue. It nevertheless represents a danger for future discoveries with the Gaia astrometric space mission (Schneider & Cabrera 2006).

The final discrimination between this artefact and a real companion will be provided by the detection of the candidate by direct spectro-imaging. The same discussion holds for planets discovered by astrometry and by timing.

- Transits

The main possible artefact is the presence of a background eclipsing binary (BEB) in the target Point Spread Function. A first test is then to check, if possible, that the transit is **at first sight** achromatic (we leave aside the discussion of self-luminous transiting planets) and that a BEB is not seen in high angular resolution images. A second step is then to measure the radial velocity variations due to the suspected transiting object (**after elimination of the bisector variation** (Mandushev et al. 2005)).

We note that new approaches for the consolidation of the consolidation of the planetary nature of the transiting have recently emerged: indirect measurement of the object mass by Transit

Time Variation as for Kepler-11b,...,g (Lissauer et al. 2011), or the highly accurate achromaticity of the transit as for Kepler-10c (Fressin et al. 2001).

Once the transit has been secured, it can still mimic a Jupiter-sized planet if it is due to a brown dwarf, or a super-Earth if it is due to a white dwarf. **This case** is removed by RV measurements which give the companion mass.

- Direct imaging

The main possible artefact is the confusion with a background star. It can easily be removed by verifying that the star and the companion have a common proper motion. Some authors nevertheless publish a planetary candidate "to be confirmed", prior to the check of common proper motion, when the probability of presence of a background star in the target vicinity is "sufficiently" low (e.g. Lagrange et al. (2008) for β Pic b). There is no commonly accepted value of the FAP for these cases and the decision between "confirmed" and "unconfirmed" planet is arbitrary.

3.2.2. Planetary nature of the companion

Here again, there are two aspects:

- Is the companion mass below the chosen 25 M_{Jup} limit?

Once the mass limit has been decided, an uncertainty remains since the measured mass suffers from various inaccuracies. It introduces a fuzziness on what objects to include in the catalogue. For all type of methods there is an instrumental uncertainty.

But in case of planets detected by RV or by timing there is an additional "sin i uncertainty", meaning that the only observable is then $M_{pl} \cdot \sin i$ instead of M_{pl} itself, due to the unknown orbital inclination i . The database lists all objects with $M \cdot \sin i$ less than 25 M_{Jup} . As it is well known, this uncertainty does not hold for transiting planets since i is then derived from the shape of the transit light curve. For planets detected by imaging, constraints on their mass can be put thanks to multicolor photometry or spectroscopy and to atmosphere modelling. In that case the uncertainty is rather large (see for instance Neuhaeuser et al 2005). The mass estimate then rests most often on the Baraffe et al. model (2010) correlating the mass to the spectrum and age. It is important to note that this model has not been tested yet for planets with a mass known from radial velocity measurements.

- Is the less than 25 M_{Jup} companion a planet?

For rigorous completeness one has to consider the possibility that less than 25 M_{Jup} compact objects are not planets. Presently there is no known category of such objects. But, at least in the early era of the first planet candidates when the abundance of exoplanets was completely unknown, one could wonder if a new class of objects was not discovered instead. For instance one could in principle invoke black holes or "X-stars", analogous to neutron stars, where X is some new type of parti-

cle. Planetary mass black holes have an evaporation time $\tau_{BH} = \tau_{Planck}(M_{BH}/M_{Planck})^3 \approx 10^{63}(M_{BH}/M_{Jup})^3$ s (Yang & Chang 2009) and therefore survive evaporation over stellar lifetimes. But, having a (Scharzschild) radius of the the order of meters, they are made implausible by the observed radius derived from transit events. X-stars would have a mass $M_{X*} = M_{Planck}^3/M_X^2$, requiring a 30 neutron mass X particle for a $1M_{Jup}$ object. It is not excluded by the zoo of "beyond the standard model" theories, but it would imply a discrete mass distribution with only a very few mass values (one per X-species). These perspectives are (or were) an important issue given the philosophical significance of exoplanets and that "extraordinary claims require extraordinary proofs". But of course today the case is closed.

In conclusion, we have arbitrarily chosen a $25 M_{Jup} + \Delta M$ mass limit with a 1 sigma margin for ΔM . By having a "generous" mass limit, we allow the user to compare easily planets and brown dwarfs. Here again a sharp mass limit, even with a 1 sigma margin, is absurd since it excludes companions with $M - \Delta M = 25.1 M_{Jup}$.

3.3. Ambiguities and uncorrect characteristics attribution

Some ambiguities are present in the interpretation of stellar wobbles. Anglada-Escude et al. (2010) have warned that eccentric orbital solutions can hide two planets in a 2:1 resonance (and vice versa?). Other degeneracies are present for two planet systems: exchange orbits (change in semi-major axis, Funk et al. 2011), eccentric resonances (change in eccentricity, Laughlin & Chambers 2002, Nauenberg 2002), Trojan planets (Dvorak et al. 2004), large moons or binary planets (Cabrera & Schneider 2007). These ambiguities will finally be resolved by the detection of the candidate by direct spectro-imaging.

For direct imaging, Kalas (2008) and Kennedy & Wyatt (2011) have pointed out that the planet can be surrounded by a large dust cloud leading to a significant overestimate of its radius and albedo.

3.4. Special cases

Some special cases deserve a few comments:

- Planets designated as "brown dwarfs"

Some authors designate their discovered substellar companions as "brown dwarfs" whereas they have a mass below the $25 M_{Jup}$ limit. It is for instance the case of HIP 78530 b ($M = 23.04 \pm 4 M_{Jup}$ (Lafrenière et al. 2011)). We have included these alleged brown dwarfs in the main planet table.

- Gliese 581 g

The individual case of Gliese 581 g has deserved much attention because, as a one of the first potentially habitable planets, it is emblematic. It has been published in a refereed paper (Vogt et al. 2010) and as such should normally

be in the main table. It has been challenged by Pepe et al. (2010) and by Gregory (2011), but as of February 2011 with no published additional RV data. We have chosen to transfer it (provisionally?) in the table of unconfirmed planets.

- Objects with very high mass uncertainty

Some objects have a published mass well beyond the $25 M_{Jup}$ mass limit, but with a very large mass uncertainty ΔM so that the value for $M - \Delta M$ is below the $25 M_{Jup}$ limit. It is for instance the case of HD 190228 b for which Reffert & Quirrenbach (2011) give a mass range 5.93 - 147.2 M_{Jup} at the 3σ level by using Hipparcos astrometric data. We have transferred them into the table of unconfirmed planets. The situation will be clarified around 2015 with the results of the ESA Gaia astrometric mission.

Some objects have completely unknown mass. We then use another criterion, the size; for some objects, like for instance SDSS J083008+4828 ($R = 0.61R_{Jup}$ Tsuji et al. 2011), a radius based on the infrared flux has been determined. We include as unconfirmed planets all such objects with an upper radius provisionally set to $1.2R_{Jup}$.

- Planets declared unconfirmed by the discoverers

They are naturally in the table "unconfirmed". **Here again some borderline cases are inevitable. It is for instance the case, as of June 2011, for Lupus-TR-3b (see the corresponding page "Notes for Lupus-TR-3b").**

- Suspected planets with no clear parameters

It is the case for candidates suspected from a linear trend in RV monitoring, or planets suspected to sculpt a debris disc or planets suspected because they pollute a stellar spectrum. For the two first cases, the candidate will ultimately be confirmed, or not, by direct imaging. They are in the "unconfirmed" table.

4. Description of the catalogue

We describe the catalogue as it is in February 2011. It may evolve continuously. It is, provisionally, organized in 8 tables, according to their discovery methods. We distinguish "detection" from "discovery": e.g. some planets are discovered by RV and detected by transit afterwards. In the coming years, planets discovered by RV will be detected by direct imaging and vice-versa; therefore this categorization is likely to change. The 8 tables are:

- 1/ All "confirmed" planets
- 2/ Planets discovered by RV and/or astrometry (note that as of February 2011 no confirmed planet has been discovered by astrometry, although a few of them have been observed in an astrometric monitoring after their discovery by RV).
- 3/ A sub-table of the previous collects planets discovered first by transit and confirmed later by RV, and planets discovered first by RV with transits discovered afterwards.
- 4/ Planets discovered by microlensing
- 5/ Planets discovered by direct imaging
- 6/ Planets discovered by timing (pulsar planets, timing

of eclipses of eclipsing binaries (or planetary transits) or timing of stellar oscillations).

7/ Unconfirmed or retracted planets

8/ "Free floatting" planets.

For each planet the tables list the planet and parent star characteristics. In addition there is an individual page for each planet and for each planetary system. It is accessible by clicking on the planet name in the table (Fig 4.).

The screenshot shows the 'Interactive Extra-solar Planets Catalog' with a table of candidates. The table has columns: PLANET, NAME, DISTANCE, RADIUS, PERIOD, SEMI-MAJ. AXIS, ECC., INCL., STATUS, DISCOVERY, and UPDATE. It lists several candidates including WASP-19 b, Kepler-10 b, CoRoT-7 b, WASP-18 b, WASP-12 b, and OGLE-TR-56 b.

Fig. 4. Excerpt from the table of candidates discovered or detected by radial velocity or astrometry

The planet characteristics in the tables are given (when available) by Table 1.

The parent star characteristics given by individual tables are shown in Table 2 and Fig. 5

The screenshot shows the 'Star : CoRoT-7' page. It includes a table for 'THE STAR' with columns: Name, Distance, Spectral Type, Apparent Magnitude V, Mass, Age, Effective Temperature, Radius, Metallicity [Fe/H], Right Asc. Coord., and Decl. Coord. It also lists 'Basic data' and 'More data' with links to Simbad and ADS.

Fig. 5. Parent parameters given by individual tables (example of CoRoT-7)

Table 2 Parent star parameters

Entity	Designation	Unit
Distance	DIST.	pc
Spectral type		
Apparent magnitudes	MAG. V	
V, I, H, J, K	MAG. I	
	MAG. H	
	MAG. J	
	MAG. K	
Mass	MASS	M_{\odot}
Radius	RADIUS	R_{\odot}
Metallicity	[Fe/H]	
Right asc.	ALPHA	hh mm ss
Declination	DELTA	dd mm ss

The individual pages for planets and planetary systems "Notes for planet xx" contain additional details:

- they give the quantities listed in Table 1 plus data listed in Table 3 (when available) and their errors.
- molecules detected in the planet atmosphere
- specific remarks
- bibliography relevant for the planet (sorted by author or publication date)
- links to professional websites associated with the planetary system. Data may be continuously refined on observers web pages: therefore we give a link to these pages
- link to Simbad and ADS pages of the corresponding parent star.

The Fig 6 gives as an example the individual page for HD 189733 b.

The screenshot shows the 'Planet : HD 189733 b' page. It includes a table for 'THE PLANET' with columns: Name, Discovered in, M.sin i, Semi major axis, Orbital period, Eccentricity, Radius, Transit, Tsec-transit, Inclination, and Update. It also lists 'Basic data' and 'More data' with links to Simbad and ADS.

Fig. 6. Example of planet parameters given by individual pages for HD 189733b

For multiplanet systems there is a synthetic page with all planets in the system and their characteristics (click on the star name in individual pages).

Links to individual planet pages of the Exoplanet Orbit Database at exoplanets.org are under development.

4.1. Comments

- Source of data:

Data are the latest known. They are updated daily. As of February 2011 they are taken from

- Latest published papers or preprints, or conference proceedings.

- First-hand updated data on professional websites.

They presently are: Anglo-Australian Planet Search at http://www.phys.unsw.edu.au/~cgt/planet/AAPS_Home.html,

California Planet Survey at <http://exoplanets.org/>, Geneva Extrasolar Planet Search Programmes at <http://obswww.unige.ch/exoplanets>, Kepler candidates at http://archive.stsci.edu/kepler/planet_candidates.html,

SuperWASP at <http://www.superwasp.org>, and

Table 1 Planet parameters in planet tables

Entity	Designation	Unit
Name	PLANET	
Mass	M[.sin i] (see comment below)	Jupiter and Earth mass (see comment below)
Radius	RADIUS	Jupiter and Earth radius (see comment below)
Orbital period	PERIOD	days and years (see comment below)
Semi-major axis	SEM-MAJ. AXIS	AU
Eccentricity	ECC.	
Inclination	INCL.	degrees
Publication status	STATUS	R, S, C, W (see comment below)
Year of discovery	DISCOV.	year
Date of data update.	UPDATE	dd/mm/yy

Table 3 Additional star and planet parameters in individual pages

Entity	Designation	Unit	Comment
Temperature of the star	Effective Temperature	K	
Longitude of periastron	ω	deg.	For eccentric orbits
Longitude of ascending node	Ω	deg	
Orbit "misalignment"	λ	deg	For transiting planets (see section 4.1)
Epoch of transit	$T_{transit}$	JD	For transiting planets
Epoch of secondary transit	$T_{sec-transit}$	JD	For transiting planets
Epoch of passage at periastron	T_{peri}	JD	For eccentric orbits
Epoch of max. star velocity	T_{MaxRV}	JD	For circular orbits

University of Texas - Dept. of Astronomy at <http://www.as.utexas.edu>.

- *References for data:*

In each individual pages there is a flag "ref" for each data. By clicking on that flag the user is directly connected to the reference paper giving the corresponding value. These references are updated as they appear in the literature.

- *Mass M . [sin i]:*

For planets detected by radial velocity and timing, only the product $M \cdot \sin i$, where i is the orbit inclination, is known in general. For transiting planets, i and therefore M is known from the fitting of the transit lightcurve. For planets detected by astrometry i is directly inferred from the parent star orbit. For planets detected by radial velocity in multiplanet systems, it can sometimes be inferred from the dynamical analysis of the planet-planet interaction (deviation from purely keplerian orbits - e.g. Correia et al. (2010) for the GJ 876 system) and in a few years it will be inferred from direct imaging of some planets. **The bracket in $[. \sin i]$ then means that it has to be ignored when the inclination is known and the value for M . [sin i] is the true mass value M .**

- *Semi-major axis a :*

When the semi-major axis a is not given in a detection paper, it is derived from the published orbital period and from the mass of the parent star through the Kepler law $P = 2\pi\sqrt{a^3/GM_\star}$.

- *Parent star coordinates and magnitudes:*

If not given in a detection paper, they are taken from SIMBAD.

- *Orbit "misalignment" λ :*

The precise definition of λ is: the angle between the sky projections of the perpendicular to the planet orbit and of the star rotation axis (if the planet orbit is in the star equatorial plane, $\lambda = 0$). It is inferred from the measurement of the Rossiter-McLaughlin effect. Some authors give β instead of λ , with $\beta = -\lambda$. We then systematically convert the published β into $\lambda = -\beta$.

- *Units for mass and radius (see also "hints" below):*

The default options for planet mass and radius units are the Jupiter mass and radius. In case a referenced paper gives the mass and radius in Earth units, the catalogue automatically converts them in Jupiter units with the convention $1 M_{Jup} = 317.83 M_\oplus$ and $1 R_{Jup} = 11.18 R_\oplus$ (Allen 1976). The user can change units by clicking on "M_{Jup}" and "R_{Jup}" in the tables (Fig 4.).

- *Year of discovery:*

The purpose is not to establish a priority among discoverers. It indicates the year of announcement in a professional meeting or the date of submission of a discovery paper. The date of publication is sometimes the year after the date of submission or announcement in a professional conference.

The notion of "year of discovery" is problematic for a few objects. γ Cep b was more or less strongly suspected as a candidate in 1988 (Campbell et al. 1988). β Gem b was

strongly suspected in 1993 by Hatzes & Cochran (1993). γ Cep b was retracted in 1992 by Walker et al. (1992) and finally reconfirmed in 2003 with the correct mass and period (Hatzes et al, 2003). β Gem was confirmed in 2006 (Hatzes et al.). For these two objects we have chosen the date of final confirmation. HD 114762 b ($\sim 12 M_{Jup}$) was discovered as a confirmed companion in 1989 (Latham et al.), but it was not baptized as a planet at that time.

- Status:

R = refereed paper (accepted or published), S = submitted paper, C = announced in a professional conference, W = announced on a professional website.

- Errors:

The quoted errors are those given by the discovery paper or subsequent papers based on new observations. They generally refer to 1σ errors, with a few exceptions that are not always clearly documented in the literature. They are therefore only indicative. When a paper gives both the statistical and the systematic error, we arbitrarily add the two errors in quadrature. Sometimes most recent papers give a larger error than previous ones, based on a deeper analysis. We then take the most recently published error even if larger. The most important is that the reader can trace back the data through the referenced papers.

- Unconfirmed and retracted candidates:

This table stores candidates waiting for confirmation by later measurements. It includes definitely retracted planets for users who want to understand the reason of retraction. Details are given in the individual pages for each candidate.

Past experience shows that since the announcement of the not confirmed companion Lalande 21185 b (Gatewood 1996), only about 1.5% of candidates have been retracted. See also http://obswww.unige.ch/~naef/planet/geneva_planets.html#SPECIALCASES for special or spurious cases.

4.2. Some hints

- Sorting:

By default, the tables 1 to 7 sort the planetary systems by increasing period of the planet closest to the star. The user can sort the planets by increasing or decreasing values of each parameter by clicking on the parameter name at the top of each column.

- Extended tables:

The default option of tables 1 to 7 gives planet data only. By clicking on "MORE DATA" the stellar parameters appear also (Fig 7a), as well as the calculated value "ANG. DIST." for a/D (D = distance of the star- Fig 7b.); it gives a first evaluation of the star-planet angular separation. In a future version, we will calculate online the angular separation at maximum angular elongation for eccentric orbits for a given orbital inclination.

Star Data										
ALPHA	DELTA	MAG. V	MAG. I	MAG. H	MAG. J	MAG. K	DIST. (pc)	[Fe/H]	MASS (MSUN)	RADIUS (RSUN)
09 53 40	-45 39 33	12.3	-	-	-	-	-	0.02	0.97	0.99
19 02 43	+50 14 29	10.96	-	-	-	-	173	-0.15	0.895	1.056
06 43 49	-01 03 46	11.7	-	-	-	-	150	0.03	0.93	0.87
01 37 25	-45 40 40	9.3	-	-	-	-	100	0	1.24	1.23
06 30 33	+29 40 20	11.69	11.03	10.23	10.48	10.19	267	0.3	1.35	1.57
17 56 35	-29 32 21	16.6	-	-	-	-	1500	-	1.17	1.32
20 24 30	+16 45 44	11.94	-	-	-	-	393	0.15	1.13	1.203
02 26 51	+37 33 02	8.3	-	-	-	-	116	0.1	1.495	1.444
17 52 07	+37 32 46	12.4	-	-	-	-	-	-0.19	0.924	0.813
05 59 50	-48 14 23	12.33	-	-	-	-	43.03	-0.01	0.4	-
23 34 15	-42 03 41	12.6	-	-	-	-	300	-0.03	0.93	1.15
20 13 32	+65 09 43	12.84	-	-	-	-	-	0.2	0.85	0.823
10 52 24	-61 26 48	-	14.42	-	-	-	1500	0.14	0.78	0.765
-	-	-	-	-	-	-	-	-	-	-
06 48 19	-03 06 08	13.6	-	-	-	-	> 460	-0.3	0.95	1.11
06 53 42	-05 32 10	16.03	-	-	-	-	1340	0.05	1.13	1.21
17 15 19	+04 57 50	14.71	-	-	-	-	13	0.39	0.153	0.21
19 02 18	+38 24 03	13.9	-	-	-	-	-	0.17	1	1.1

Fig. 7a. Stellar characteristics in the "extended table"

Planet Data (a = 1000000)										
PLANET	MLand (M _{Jup})	RADIUS (R _{Jup})	PERIOD (days)	SEMI-MAJ. AXIS (AU)	ECC	INCL. (deg)	ANG. DIST. (arcsec)	STATUS	DISCOV. (year)	UPDATE
WASP-19 b	1.168	1.386	0.78884	0.01655	0.0046	79.4	-	R	2009	18/01/11
Kepler-10 b	0.0143	0.127	0.837495	0.01684	0	84.4	9.7e-05	R	2011	11/01/11
CoRoT-7 b	0.0151	0.15	0.853585	0.0172	0	80.1	0.000115	R	2009	15/10/10
c	0.0264	-	2.698	0.046	0	-	0.000307	R	2009	15/10/10
WASP-18 b	10.43	1.165	0.9414518	0.02047	0.0088	86	0.000205	R	2009	29/11/10
WASP-12 b	1.41	1.79	1.091435	0.0229	0.017	83.1	8.6e-05	C	2008	13/04/10
OGLE-TR-56 b	1.3	1.2	1.211909	0.0225	0	78.8	1.5e-05	R	2002	24/06/10
HAT-P-23 b	2.09	1.368	1.212884	0.0232	0.106	85.1	5.9e-05	R	2010	11/12/10
WASP-39 b	< 4.59	1.038	1.2108667	0.0258	0	87.67	0.000221	W	2010	13/01/11
TrES-3	1.91	1.305	1.30618608	0.0226	0	82.15	-	R	2007	13/12/10
HD 41004 B b	18.4	-	1.383	0.0177	0.081	-	0.000411	R	2004	25/08/06
WASP-4 b	1.1215	1.416	1.338282	0.023	0	89.35	7.7e-05	W	2007	29/11/10
Gliese-1 b	1.09	1.184	1.420033	0.02343	0	83.47	-	S	2010	24/12/10
OGLE-TR-113 b	1.24	1.11	1.432472	0.0229	0	89.4	1.5e-05	R	2004	24/06/10
WASP-36 b	2.4	1.4	1.5	-	-	-	-	C	2010	06/12/10
CoRoT-1 b	1.03	1.49	1.508957	0.0254	0	85.1	5.5e-05	C	2007	21/12/10
CoRoT-14 b	7.6	1.09	1.51214	0.027	0	79.6	2e-05	S	2010	22/12/10
Gliese-114 b	0.02	0.245	1.5804842	0.034	< 0.27	88.8	0.001077	R	2009	07/12/10
Kepler-9 b	7.022	0.147	1.592851	0.0273	-	-	-	R	2010	23/11/10
b	0.252	0.842	19.243158	0.14	-	88.55	-	R	2010	09/09/10
c	0.171	0.823	38.90861	0.225	-	88.12	-	R	2010	09/09/10

Fig. 7b. Planet table with "ANG. DIST."

- Planet names

For single planetary companions to a host star, the name is generally $NNN b$ where NNN is the parent star name. Since all stars have multiple names, we choose the name as given in the discovery paper: e.g. 51 Peg b instead of HD 217014 b. For planets with an alternate star name, the user can retrieve the planet through the star page at SIMBAD which has a link to the present catalog (see Fig. 8. for β Gem, alias HD 62509).

Fig. 8. Simbad page for β Gem.

For multi-planet systems, the planet names are $NNN x$ where $x = b, c, d$, etc. refers to the chronological order of discovery of the planet or to the increasing period for multiple planets discovered at the same time. Exceptions

are possible for planets detected by transit like CoRoT, HAT-P, KEPLER, OGLE, Qatar, TrES, WASP and XO planets or planets detected by microlensing like MOA and OGLE, which are based on the name of the discovery facility. For some planets we have arbitrarily shortened the name in the tables for aesthetic reasons: e.g. 2M1207 b instead of 2MASSWJ1207334-393254 b. The full name is then in the individual pages.

Another configuration deals with planets circum-orbiting a binary star. It is the case of the binary NN Ser. We have followed the discoverer's designation NN Ser(ab)c and NN Ser(ab)d for the two companions (Beuermann et al. 2010). We follow the same type of designation for other candidates circum-orbiting a binary star.

For "free floating" planets, the name is the name given by the discoverers.

5. Interactive online tools

5.1. Statistics and output tables

The database provides online histogrammes and correlation diagrammes. Click on "Histograms" and "Correlation diagrams" at the top of each of the 8 tables. Some filters on data are provided, as well as the choice between linear scale and log scale.

They do not guarantee a solid scientific value since the biases, resulting in heterogeneous data, are not well documented in the literature. But they provide general trends and are useful for public presentations. We nevertheless note an interesting feature revealed by the $R_{pl}-a$ correlation diagramme: the scatter in R_{pl} for giant planets is reduced at large distance from the star. This is a first qualitative confirmation that the planet inflation is due to some influence of their nearby parent star, heating, tidal effects or whatever (Baraffe et al. 2010). See Fig 9. It shows that a quick inspection of histogrammes and correlation diagrammes can have at least some scientific meaning.

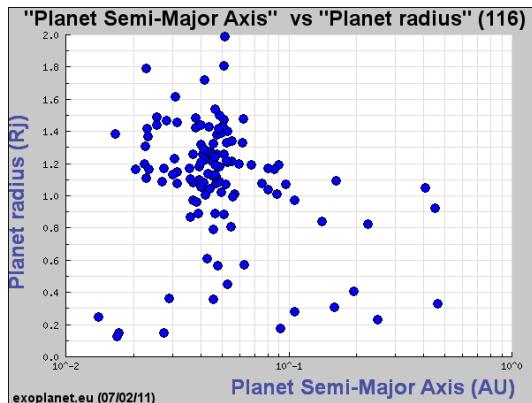


Fig. 9. Planet radius versus semi-major axis.

Output tables are provided in XML and CSV format. Click on "Planet Table" at the top of each of the 8 tables.

5.2. VO services

The first Virtual Observatory (VO) service implementing IVOA *ConeSearch*⁵ interface for positional queries was introduced in the database in 2006. Since then it is possible to locate and query the web service from the popular VO client applications like CDS ALADIN⁶ or TOPCAT⁷ (see Fig. 10) by querying VO registry with catalogue keywords (e. g. "exoplanet"). The endpoint URL of this web service <http://voparis-srv.obspm.fr/srv/scs-exoplanet.php> leading to an .xml file which can be processed by any standard VO tool.

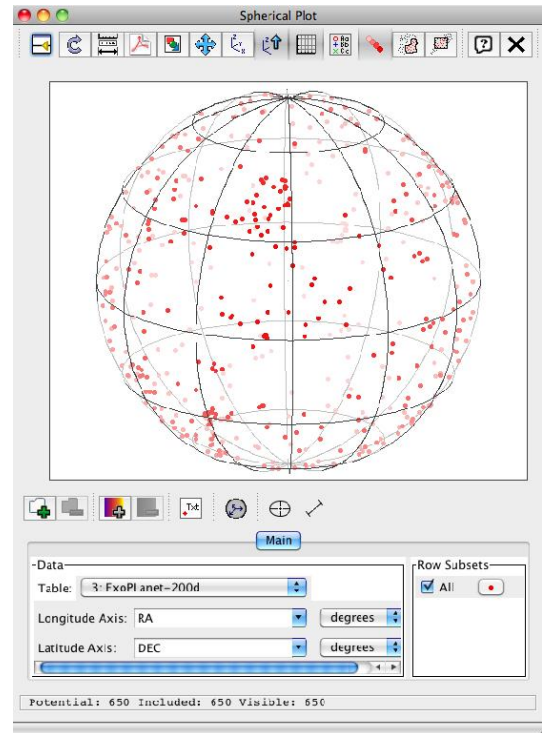


Fig. 10. Exoplanet catalogue plotted on the sky in TOPCAT.

A web application also provides TAP (Table Access Protocol) services, which, being a successor of IVOA ConeSearch protocol, enables the user to query the dataset with arbitrary filters either from graphical clients or using endpoint URL <http://voparis-srv.obspm.fr/srv/tap-exoplanet/> and custom software client optionally developed by users (see the Appendix).

All the present description of the database is summarized in the README.html file which will be updated to account for future evolutions.

6. The Extrasolar Planets Encyclopaedia

The database is part of the Extrasolar Planets Encyclopaedia available at <http://exoplanet.eu>. It has been designed since 1995 to encourage and facilitate the

⁵ <http://www.ivoa.net/Documents/latest/ConeSearch.html>

⁶ <http://aladin.u-strasbg.fr/>

⁷ <http://www.star.bris.ac.uk/~mbt/topcat/>

development of all exoplanet activities and communication between researchers. It gives the latest news, access to online tutorials and general papers, a list of current and projected ground and space searches for planets, an extended bibliography, a list of past and future meetings, links to theory work and to other sites (Fig 11).

The bibliography gives more than 8000 references (from Epicurus to today): articles in professional journals and preprints, books, conference proceedings, PhD theses. It is updated daily and can be queried directly by author names, paper titles or both:

<http://exoplanet.eu/biblio-search.php?Authors=name>

<http://exoplanet.eu/biblio-search.php?mainWords=title>

<http://exoplanet.eu/biblio-search.php?mainWords=title&Authors=name>



Fig. 11. Home page for the Extrasolar Planets Encyclopaedia

7. Future developments

The database will be upgraded continuously in several aspects: addition of new planets, addition of new data for each planet, addition of new links and services.

- New data:

We will add several new planet characteristics such as the position angle, number of planets in multiple systems, spectra, albedos, planet calculated and measured temperature, rings, moons, etc.

By anticipation of the discovery of exomoon-like companions (and possibly binary planets (Cabrera & Schneider 2007)), which can happen any time now by transits, we propose the following solution for their naming: NNN b1, b2 etc, if they have a similar semi-major axis and if the separation between the companions b1, b2 etc is permanently less than the Hill radius (in order to make a distinction with other types of 1:1 resonances like exchange orbits (Funk et al. 2010), eccentric resonances (Nauenberg 2002) and Trojan planets (Dvorak et al. 2004)).

- New links:

Links to NStED and Exoplanet Data Explorer individual pages for planets, links to data tables at CDS.

- New services and VO aspects:

We are preparing the management of multiple star names, multiple filters, etc. For the VO aspects of the database, we are preparing a new version of web applications distributing the catalogue. We plan to implement an ad-

vanced cross-platform client toolkit for easy intercommunication with arbitrary VO applications by means of SAMP, Simple Application Messaging Protocol. The goal is to make a web browser act like a data browser which helps users to locate datasets they need and send it flawlessly to dedicated VO tools launched before in a background, where in turn all scientific analysis takes place. This significantly enriches the user interaction with the data adding an opportunity to do sophisticated scientific analysis online.

To conclude, having two or more independent catalogues allows to have complementary services and each reader can check their mutual consistency. Comments and questions on the database can be addressed to Jean.Schneider@obspm.fr.

Acknowledgements. We thank F. Arenou, S. Ferraz-Mello, T. Guillot, T. Mazeh and G. Wuchterl for discussions, J. Normand and C. Cavarroc for technical help, **J. Cabrera, H. Deeg, K. Gozdziewski, M. Heydari-Malayeri, I. Pagano and N. Santos for their translation in their languages**, and the users, in particular **D. Mimmo Bonanni and Anthony Boccaletti**, who have pointed out typos or provided useful comments. **We also thank the referee for useful suggestions.**

References

- Abbot D. & Switzer E., 2011. ApJ., submitted, arXiv:1102.1108
- Allen C., 1976. Astrophysical Quantities. Third Edition. The Athlone Press. p. 140
- Anderson D., Collier Cameron A., Hellier, C. et al. 2011. ApJ. Letters, 726, 19L
- Anglada-Escude G., Lopez-Morales M. & Chambers J., 2010. ApJ., 709, 168
- Baraffe I., Chabrier G. & Barman T., 2010. Rep. Prog. Phys., 73, 016901
- Bean J., Seifahrt A., Hartman H., Nilsson H. et al., 2010. ApJ. Letters, 711, L19
- Beuermann K., Hessman F., Dreizler S. et al., 2010. Astron. & Astrophys., 521, L60
- Boss A., Lecavelier des Etangs A., Mayor M., Bodenheimer P. et al., 2010. Transactions IAU, Volume 6, Issue T27, p. 182-183
- Burrows A., Hubbard W., Lunine J. & Liebert J. 2001. Rev. Mod. Phys. 73, 719
- Butler P., Wright J., Marcy G., Fischer D. et al., 2006. ApJ., 646, 505
- Cabrera J. & Schneider J., 2007. Astron. & Astrophys., 464, 1133
- Campbell B., Walker G. & Yang S., 1988. ApJ., 331, 902
- Correia A., Couetdic J., Laskar J. et al., 2010. Astron. & Astrophys., 511, A21
- Deleuil M., Deeg H., Alonso R., Bouchy F. et al. 2008. Astron. & Astrophys., 491, 889
- Dvorak R., Pilat-Lohinger E., Schwarz R. & Freistetter F., 2004. Astron. & Astrophys., 426, L37
- Fischer D. & Valenti J., 2005. ApJ, 622, 1102
- Fressin F., Torres G., Desert J.-M. et al., 2011 ApJ Accepted, arXiv:1105.4647

- Funk B., Schwarz R., Dvorak R. & Roth M., 2010. MNRAS, 410, 455
- Gatewood G., 1996. BAAS, 28, 885
- Gregory P., 2011. ApJ., submitted, arXiv:1101.0800
- Hatzes A. & Cochran W., 1993. ApJ., 413, 339
- Hatzes A., Cochran W., McArthur B., et al., 2000. ApJ. Letters, 544, L145
- Hatzes A., Cochran W., Endl M., McArthur B., et al., 2003. ApJ., 599, 1383
- Hatzes A., Cochran W., Endl M., Guenther E. et al. , 2006. Astron. & Astrophys., 457, 335
- Howard A., Marcy G., Johnson A et al., 2010. Science, 330, 653
- Kalas P., Graham J., Chiang E., Fitzgerald M. et al., 2008. Science, 322, 1345
- Kennedy G. & Wyatt M., 2011. MNRAS, in press, arXiv:1011.4858
- Lafrenière D., Jayawardhana R., Janson M. et al., 2011. ApJ, accepted, arXiv:1101.4666
- Lagrange A.-M., Gradatour D., Chauvin G. et al., 2008. Astron. & Astrophys., 493, L21
- Laughlin G. & Chambers J., 2002. Astron. J., 124, 592
- Le Sidaner P., Dubernet M.-L., Simon G. et al., 2007.
- Lissauer J., Fabrycky D., Ford E. et al., 2011. Nature, 470, 53
- Marcy G., Butler P., Vogt S., Liu M. et al., 2001. ApJ., 555, 418
- Martinache F. & Schneider J., 2004. in SF2A-2004: Semaine de l'Astrophysique Française Eds.: F. Combes, D. Barret, T. Contini, F. Meynadier and L. Pagani EdP-Sciences, Conference Series,
- Morais M. & Correia A., 2010. Astron. & Astrophys. 525, A152
- Nauenberg M., 2002. Astron. J., 124, 2332
- Neuhäuser R., Guenther E., Wuchterl G., Mugrauer M. et al., 2005. Astron. & Astrophys., 345, L13
- Pepe F., Lovis C., Ségransan D. et al. 2011. Proc. The Astrophysics of planetary systems - formation, structure, and dynamical evolution (IAU Symposium 276), in press
- Pont F., Bouchy F., Melo C. et al., 2005. Astron. & Astrophys., 438, 1123
- Pravdo S. & Shaklan S., 2009. ApJ., 700, 623
- Reffert S. & Quirrenbach A., 2011 Astron. & Astrophys., 527, A140
- Sahlmann J., Ségransan D., Queloz D. & Udry S., 2010. A possible dividing line between massive planets and brown-dwarf companions. in Proceedings of the IAU Symposium 276. arXiv:1012.1319
- Sahlmann J., Segransan D., Queloz D., Udry S. et al., 2011. Astron. & Astrophys., 525, A95
- Schneider J., 1999. 31st Annual Meeting of the DPS. 31, no 4, 5.02
- Schneider J. & Cabrera J., Astron. & Astrophys., 445, 1159
- Spiegel D., Burrows A. & Milsom J., 2011. ApJ. 727, 57
- Vogt S., Butler P., Rivera E. et al., 2010. ApJ., 723, 954
- Udry S., 2010. Detection and characterization of exoplanets: from gaseous giants to super-Earths. in Proceedings of "In the Spirit of Lyot", Paris October 2010.
- Udry S., Mayor M., Naef D., Pepe F. et al., 2002. Astron. & Astrophys., 390, 267
- Walker G., Bohlender D., Walker A. et al., 1992. ApJ. Letters, 396, L91
- Wolszczan A., 1994. Science, 264, 538
- Yang R.-J. & Chang Sh.-N., 2009. Phys. Rev., D79, 124005
- Zapatero-Osorio M., Bejar V., Martin E., Rebolo R. et al., 2002. ApJ, 578, 536

APPENDIX

There are two ways of access The Exoplanet Encyclopaedia data using VO protocols. First one is manual access through a web browser using VO-Paris Data Centre Portal at <http://voparis-srv.obspm.fr/portal/> and interfaces available for data discovery therein. Another option is to employ one of the available client applications. We will give a brief step-by-step explanation by example of TOPCAT tool.

To access the exoplanet data one has to undertake the following steps:

1. Launch TOPCAT by opening the link to its Java WebStart version at <http://andromeda.star.bris.ac.uk/~mbt/topcat/topcat-lite.jnlp>. There must be a Java installed on the user's computer, including WebStart support in a browser. All modern operating systems now support this mainstream technologies.
2. Go to *File* → *Open*, then in a raised window click on *DataSources* → *Cone Search* and type "exoplanet catalog" in the *Keywords* field of the last window opened and press *Submit Query* button. In this step the user has access to all the services related to exoplanet catalogs available in the Virtual Observatory, searching yellow pages analog, called registry.
3. Click on the line with "ExoPlanet" label in the *short-Name* (first) column in the query results section to select it. This indicates that user is going to access The Exoplanet Data Encyclopaedia ConeSearch service.
4. Use the form below to fill the details of your coordinate request. To load the whole catalog, for example, use query with RA=0, Dec=0 and Radius=360. Press *OK* to retrieve the data.
5. To visualize the result, one can plot the all-sky distribution of the objects in the catalog by choosing *Graphics* → *Sky* item from the main menu.
6. For any other kind of plots go to *Graphics* menu and choose appropriate graphical representation from the list of available ones. With these options it is possible to plot any column of the data table.

The Virtual Observatory gives the ability to cross-correlate any quantities between different catalogs by using UCDs, Unified Content Descriptors, which associate same physical parameters and their units with each other.

As an example of interoperability with other VO resources, one can plot another exoplanet catalog over the loaded one. To do so:

1. Make step 2 from the previous instruction.

2. Choose the line with "EXOPLANETS" label in the *shortName* (first) column. It is taken from the NASA/HEASARC query tool of the Extrasolar Planet Encyclopaedia at http://heasarc.gsfc.nasa.gov/cgi-bin/W3Browse/w3query.pl?tablehead=name=heasarc_exoplanets&Action=More+Options&Action=Parameter+Search&ConeAdd=1
3. Make step 4 from the previous instruction, then select first table from the *Table List* on the left of main TOPCAT window and then make step 5 from the previous instruction.
4. Press *Add a new dataset button* in the toolbox below the graph with all-sky distribution.
5. Select table 2 in the drop-down menu *Table* in the *Data* section of the newly opened tab.
6. Click on the blue marker point on the right of the graph window in the section *Row Subset*.
7. In the raised window of marker properties, choose open circle for a marker in a drop-down menu *Shape* on the left and increase its size till 5 in the drop-down menu *Size* on the right. Press *OK* to apply changes.
8. Now you have 2 exoplanet catalogs overplotted on a sphere. You can move the sphere by holding your left mouse button and moving the mouse and zoom/unzoom it with your mouse wheel.