

AN ALGORITHMIC SOLUTION TO THE FIVE-POINT POSE PROBLEM BASED ON THE CAYLEY REPRESENTATION OF ORTHOGONAL MATRICES

E.V. MARTYUSHEV

ABSTRACT. We give a new algorithmic solution to the well-known five-point pose problem. Our approach does not deal with the famous cubic constraint on an essential matrix. Instead, we use the Cayley representation of orthogonal matrices in order to obtain a polynomial system from epipolar constraints. Solving that system, we directly get a rotation matrix and translation vector of the second camera.

1. INTRODUCTION

Let us first recall some definitions from multiview geometry, see [6] for details. A *pinhole camera* is a triple (O, Π, p) , where Π is an image plane, p is a central projection of points in 3-dimensional Euclidean space onto Π , and O is a camera center (center of projection p). The *focal length* is the distance between O and Π , the orthogonal projection of O onto Π is called the *principal point*. A pinhole camera is called *calibrated* if all its intrinsic parameters (such as focal length and principal point's coordinates) are known.

Problem 1 (The five-point pose problem). Let us consider five points P_i ($i = 1, \dots, 5$) and two calibrated pinhole cameras with centers O_1, O_2 in 3-dimensional Euclidean space, see figure 1. In every local coordinate system O_jxyz , associated with the j th camera, the directing vectors $(x_{ji} \ y_{ji} \ 1)^T$ of O_jP_i are only known. The problem is in finding the coordinates of all P_1, \dots, P_5 and the relative position and orientation of the second camera with respect to the first one.

Remark 1. It is well-known that the solution to Problem 1 is only defined up to an overall scale. That is, multiplying the coordinates of all reconstructed points by any $\lambda \neq 0$, we get another solution to Problem 1. In order to resolve this ambiguity we assume from now on that the baseline, i.e. the distance between O_1 and O_2 , is given and equals d .

The problem was first shown by Kruppa [9] in 1913 to have at most eleven solutions. Using the methods of projective geometry, he proposed an algorithm for solving the problem, although it could not lead to a numerical implementation. Demazure [3], Faugeras and Maybank [5], Heyden and Sparr [7] then sharpened Kruppa's result and proved that the exact number of solutions (including complex) is ten.

More efficient and practical solution has been presented by Philip [13] in 1996. His method requires to solve a 13th degree polynomial. In 2004 Nistér [12] improved

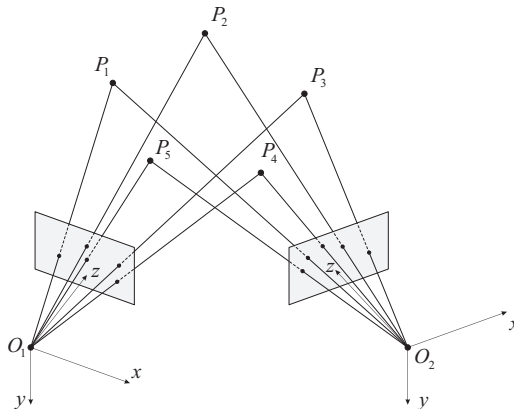


FIGURE 1. To formulation of the five-point pose problem

Philip's algorithm and expressed a solution in terms of a real root of a 10th degree polynomial. Afterwards, there were presented many modifications of that algorithm simplifying its implementation [10] or making it more robust [15].

In this paper we give an algorithmic solution to the problem using the well-known Cayley representation of orthogonal matrices [1]. We demonstrate that there is another efficient approach to the five-point pose problem not mixing the rotation and translation parameters of essential matrix and nevertheless leading to a 10th degree polynomial. Experiments show that this approach is comparable in accuracy with the existing solvers.

Here we shortly outline our algorithm:

- (1) Transform the initial data x_{ji}, y_{ji} in such a way that $x_{j1} = y_{j1} = x_{j2} = 0$, $j = 1, 2$, applying rotations (1).
- (2) Construct a system of fourth degree polynomials f_1, \dots, f_{10} in three variables (system (12)).
- (3) Add five more polynomials f_{11}, \dots, f_{15} (see Subsection 2.5), and construct a 10×10 matrix $C'(u)$.
- (4) Its determinant is a 20th degree univariate polynomial \mathcal{U} of a special symmetric form (14). Convert it to a 10th degree polynomial $\tilde{\mathcal{U}}$ by (16).
- (5) For every real root of $\tilde{\mathcal{U}}$, compute a root of the polynomial \mathcal{U} . Find w - and v -component of the solution by (17).
- (6) Find the matrices R and S using formulas (8) and (11) respectively, as well as the coordinates of points P_i by (18).

The paper is organized as follows. In Section 2 we describe in detail our algorithm. In Section 3 we first make a comparison of our algorithm with the Li-Hartley solver [10] on two sets of synthetic data (Subsection 3.1) and then give an example of real image computation (Subsection 3.2). In Section 4 we discuss the results of the paper.

2. DESCRIPTION OF THE ALGORITHM

2.1. Transformation of the initial data. Without loss of generality we can set $x_{j1} = y_{j1} = x_{j2} = 0$ for $j = 1, 2$. If the values x_{j1} , y_{j1} and x_{j2} differ from zero, we rotate O_jxyz to $O_jx'y'z'$ with a matrix

$$\rho_j = \begin{pmatrix} \cos \varphi_j & -\sin \varphi_j & 0 \\ \sin \varphi_j & \cos \varphi_j & 0 \\ 0 & 0 & 1 \end{pmatrix} \begin{pmatrix} \cos \theta_j & 0 & -\sin \theta_j \\ 0 & 1 & 0 \\ \sin \theta_j & 0 & \cos \theta_j \end{pmatrix} \begin{pmatrix} 1 & 0 & 0 \\ 0 & \cos \psi_j & -\sin \psi_j \\ 0 & \sin \psi_j & \cos \psi_j \end{pmatrix}, \quad (1)$$

where $\tan \psi_j = y_{j1}$, $\tan \theta_j = \frac{x_{j1}}{\sqrt{1+y_{j1}^2}}$, $\tan \varphi_j = \frac{x_{j2}(1+y_{j1}^2)-x_{j1}(1+y_{j1}y_{j2})}{(y_{j2}-y_{j1})\sqrt{1+x_{j1}^2+y_{j1}^2}}$. One can verify that $x'_{j1} = y'_{j1} = x'_{j2} = 0$. The above rotations, being quite simple, noticeably simplify our further computations. In particular, due to these rotations the resulting 20th degree univariate polynomial (14) can be converted to a 10th degree polynomial (15).

2.2. Epipolar constraints and essential matrix. Denote by $(x_{1i} \ y_{1i} \ 1)^T$, $(x'_{2i} \ y'_{2i} \ 1)^T$ and $(\xi^x \ \xi^y \ \xi^z)^T$ the directing vectors of O_1P_i , O_2P_i and O_1O_2 respectively in the *world* coordinate system O_1xyz . Let the points P_i and O_j have the Cartesian coordinates $(x_{P_i}, y_{P_i}, z_{P_i})$ and $(x_{O_j}, y_{O_j}, z_{O_j})$ respectively. Then it is easy to see that

$$\begin{aligned} (x_{1i} - x'_{2i}) \xi^z z_{P_i} &= (\xi^x - \xi^z x'_{2i}) z_{O_2}, \\ (y_{1i} - y'_{2i}) \xi^z z_{P_i} &= (\xi^y - \xi^z y'_{2i}) z_{O_2}. \end{aligned} \quad (2)$$

Eliminating z_{P_i} and z_{O_2} from this system, we get

$$\xi^x (y'_{2i} - y_{1i}) + \xi^y (x_{1i} - x'_{2i}) + \xi^z (y_{1i} x'_{2i} - x_{1i} y'_{2i}) = 0. \quad (3)$$

Note that system (3) can be rewritten as

$$(x_{1i} \ y_{1i} \ 1) S \begin{pmatrix} x'_{2i} \\ y'_{2i} \\ 1 \end{pmatrix} = 0, \quad (4)$$

where

$$S = \begin{pmatrix} 0 & -\xi^z & \xi^y \\ \xi^z & 0 & -\xi^x \\ -\xi^y & \xi^x & 0 \end{pmatrix} \quad (5)$$

is skew-symmetric. Consider a matrix $R \in \text{SO}(3)$ rotating O_2xyz so that

$$\omega_i \begin{pmatrix} x'_{2i} \\ y'_{2i} \\ 1 \end{pmatrix} = R \begin{pmatrix} x_{2i} \\ y_{2i} \\ 1 \end{pmatrix}, \quad (6)$$

where ω_i is called the *depth* of the point P_i from the camera center O_2 . Then it follows that (4) is equivalent to the so-called *epipolar constraints*:

$$(x_{1i} \ y_{1i} \ 1) E \begin{pmatrix} x_{2i} \\ y_{2i} \\ 1 \end{pmatrix} = 0, \quad i = 1, \dots, 5, \quad (7)$$

where $E = SR$ is called the *essential matrix*.

2.3. System of ten fourth degree polynomials. Our approach is based on the following well-known result.

Theorem 1 ([1]). *If a matrix $R \in \text{SO}(3)$ is not a rotation through the angle π about certain axis, then R can be represented as*

$$R = \frac{1}{\Delta} \begin{pmatrix} 1 + w^2 - u^2 - v^2 & 2(vw - u) & 2(v + uw) \\ 2(u + vw) & 1 + v^2 - u^2 - w^2 & 2(uv - w) \\ 2(uw - v) & 2(w + uv) & 1 + u^2 - v^2 - w^2 \end{pmatrix}, \quad (8)$$

where $\Delta = 1 + u^2 + v^2 + w^2$.

Remark 2. By direct calculation one verifies that the Euler angles φ , θ and ψ can be expressed in terms of the parameters u , v and w as follows

$$\begin{aligned} \varphi &= \arctan \frac{uw + v}{w - uv}, \\ \psi &= \arctan \frac{uw - v}{w + uv}, \\ \theta &= \pm 2 \arctan \sqrt{\frac{v^2 + w^2}{1 + u^2}}. \end{aligned} \quad (9)$$

In particular, $2 \arctan(u) = \varphi + \psi$. Therefore a complex value of u leads to complex Euler angles. We will need this fact below in Remark 4.

Lemma 1. *Let $E(u, v, w)$ be an essential matrix subject to system (7). If*

$$\begin{aligned} u' &= -\frac{1}{u}, \\ v' &= \frac{w}{u} \frac{y_{12}(v + uw) + y_{22}(v - uw) - 2y_{12}y_{22}u}{y_{12}(v + uw) - y_{22}(v - uw) + 2y_{12}y_{22}vw}, \\ w' &= -v' \frac{v}{w}, \end{aligned} \quad (10)$$

then $E(u', v', w') = -E(u, v, w)$.

Proof. Let $E = SR$ be subject to (7). Then from the first two equations of (7) (for $i = 1, 2$) we find

$$\begin{aligned} \xi^x &= \xi^z \frac{R_{13}(R_{12}y_{22} + R_{13})y_{12}}{R_{23}R_{12}y_{22} - R_{13}R_{22}y_{22} + R_{13}(R_{32}y_{22} + R_{33})y_{12}}, \\ \xi^y &= \xi^x \frac{R_{23}}{R_{13}} = \xi^x \frac{uv - w}{v + uw}, \end{aligned} \quad (11)$$

where R_{ij} is the (i, j) th entry of R . Substituting these values into the formula (5) for matrix S , we get $E = E(u, v, w)$. By a straightforward computation we find that the equation $E(u, v, w) + E(u', v', w') = 0$ has the only solution (10). \square

Since the system (3) is linear and homogeneous in ξ^x , ξ^y and ξ^z , it has a nontrivial solution if and only if $\text{rank } Q \leq 2$, where

$$Q = \begin{pmatrix} y'_{21} & -x'_{21} & 0 \\ y'_{22} - y_{12} & -x'_{22} & y_{12}x'_{22} \\ y'_{23} - y_{13} & x_{13} - x'_{23} & y_{13}x'_{23} - x_{13}y'_{23} \\ y'_{24} - y_{14} & x_{14} - x'_{24} & y_{14}x'_{24} - x_{14}y'_{24} \\ y'_{25} - y_{15} & x_{15} - x'_{25} & y_{15}x'_{25} - x_{15}y'_{25} \end{pmatrix}.$$

Let $i = i_{(\alpha, \beta, \gamma)}$ number all triples from $\{1, \dots, 5\}$ so that $i_{(1,2,3)} = 1, \dots, i_{(3,4,5)} = 10$. Then it follows that $\det Q_i = 0$, where Q_i is a 3×3 submatrix of Q corresponding to the rows α, β and γ . Thus we get a system of ten equations:

$$f_i = \det Q_i (1 + u^2 + v^2 + w^2)^2 \omega_\alpha \omega_\beta \omega_\gamma = 0, \quad i = 1, \dots, 10, \quad (12)$$

where, for instance, ω_α is the depth of the point P_α (cf. (6)). One verifies that in general each f_i is an irreducible polynomial in u, v, w of the fourth total degree. By Lemma 1, if $f_i(u, v, w) = 0$ for all i , then $f_i(u', v', w') = 0$ for all i as well.

2.4. Some notions from the theory of polynomial ideals. Let us briefly recall some useful in what follows notions from the theory of polynomial ideals, see [2] for details.

Let $g \in \mathbb{R}[x_1, \dots, x_n]$ be a polynomial in n variables with real coefficients. The *graded lexicographic order* (grlex-order) $x_1 > \dots > x_n$ compares monomials of g first by their total degree, with ties broken by lexicographic order. The *leading term* of g is a term with the highest degree monomial. It is denoted by $\text{lt}(g)$. For example, if $g = 2x_1^4x_2^3 - 3x_1^3x_2^4 - x_2^7 + 1$, then $\text{lt}(g) = 2x_1^4x_2^3$.

The *S-polynomial* of two polynomials g_1 and g_2 is defined by

$$S(g_1, g_2) = \text{lcm}(\text{lt}(g_1), \text{lt}(g_2)) \left(\frac{g_1}{\text{lt}(g_1)} - \frac{g_2}{\text{lt}(g_2)} \right),$$

where $\text{lcm}(p, q)$ is the least common multiple of polynomials p and q . Denote by \overline{g}^G the *remainder* on division of a polynomial g by the ordered set of polynomials G . For example, with $G = \{x_1x_2 - 1, x_2^2 - x_2\}$ and $g = x_1^2x_2 - x_2^2$, using the grlex order, we have $\overline{g}^G = x_1 - x_2$.

2.5. Five more polynomials and matrix $C(u)$. Recall that we have obtained the system (12) of ten fourth degree polynomials. Now we are going to construct five more polynomials f_{11}, \dots, f_{15} applying the following algorithm. Set $g_1 = f_{10}$, $g_2 = f_6$, and $G = \{g_1, g_2\}$. We suppose G to be an ordered set, new polynomials are always added to the end of G .

First we find the remainders of the remaining eight polynomials:

- (1) $g_3 = \overline{f_9}^G, G := G \cup \{g_3\};$
- (2) $g_4 = \overline{f_8}^G, G := G \cup \{g_4\};$
- \vdots
- (8) $g_{10} = \overline{f_1}^G, G := G \cup \{g_{10}\}.$

After that, we find the following ten *S*-polynomials:

- (1) $g_{11} = \overline{S(g_9, g_{10})}^G, G := G \cup \{g_{11}\};$
- (2) $g_{12} = \overline{S(g_8, g_9)}^G, G := G \cup \{g_{12}\};$
- (3) $g_{13} = \overline{S(g_7, g_8)}^G, G := G \cup \{g_{13}\};$
- (4) $g_{14} = \overline{S(g_6, g_{10})}^G, G := G \cup \{g_{14}\};$
- (5) $g_{15} = \overline{S(g_5, g_6)}^G, G := G \cup \{g_{15}\} \setminus \{g_{11}, g_{12}\};$
- (6) $g_{16} = \overline{S(g_{12}, g_{15})}^G, G := G \cup \{g_{16}\};$
- (7) $g_{17} = \overline{S(g_{11}, g_{15})}^G, G := G \cup \{g_{17}\} \setminus \{g_{13}\};$
- (8) $g_{18} = \overline{S(g_{13}, g_{17})}^G, G := G \cup \{g_{18}\};$
- (9) $g_{19} = \overline{S(g_{15}, g_{18})}^G, G := G \cup \{g_{19}\} \setminus \{g_{14}\};$

$$(10) \quad g_{20} = \overline{S(g_{14}, g_{19})}^G, \quad G := G \cup \{g_{20}\} \setminus \{g_{16}\}.$$

Remark 3. Denote by $J = \langle f_1, \dots, f_{10} \rangle \triangleleft \mathbb{R}[u, v, w]$ the polynomial ideal generated by f_1, \dots, f_{10} . Then the resulting set $G = \{g_1, \dots, g_{10}, g_{15}, g_{17}, g_{18}, g_{19}, g_{20}\}$ constitutes the *Gröbner basis* of J with respect to the grlex-order $w > v > u$.

Let $f_{11} = g_{15}$, $f_{12} = g_{17}$, $f_{13} = g_{18}$, $f_{14} = g_{19}$, and $f_{15} = g_{20}$. Note that each f_i , $i = 1, \dots, 15$, can be written as

$$\begin{aligned} f_i = & [0]w^4 + [0]w^3v + [0]w^2v^2 + [0]wv^3 + [0]v^4 + [1]w^3 + [1]w^2v \\ & + [1]wv^2 + [1]v^3 + [2]w^2 + [2]wv + [2]v^2 + [3]w + [3]v + [4], \end{aligned} \quad (13)$$

where $[n]$ means a polynomial of degree n in the variable u , $[0]$ is a constant. Then, following Li and Hartley [10], consider a 15×15 matrix $C(u)$ such that its (i, j) th entry is the j th coefficient of f_i in (13). There is a nontrivial solution of the system $f_i = 0$, $i = 1, \dots, 15$, if and only if the determinant of $C(u)$ vanishes.

One can see that $C(u)$ contains a 10×5 zero submatrix. Hence $\det C(u)$ is a product of the determinants of 10×10 and 5×5 submatrices $C'(u)$ and C'' respectively. Moreover, C'' does not depend on u and $\det C'' \neq 0$. Thus, up to a constant, we have $\det C(u) = \det C'(u)$.

2.6. Tenth degree polynomial in one variable. Denote by $\mathcal{U} = \det C'(u)$. In general it is a 20th degree polynomial in one variable u . However, due to Lemma 1, $\mathcal{U}(u') = \mathcal{U}(-u^{-1}) = 0$. Therefore \mathcal{U} has a special symmetric form:

$$\mathcal{U} = u^{10} \sum_{k=0}^{10} p_k (u^{10-k} + (-u)^{k-10}). \quad (14)$$

Substituting $\tilde{u} = u - u^{-1}$, we can transform \mathcal{U} to a 10th degree polynomial

$$\tilde{\mathcal{U}} = \tilde{p}_0 \tilde{u}^{10} + \tilde{p}_1 \tilde{u}^9 + \dots + \tilde{p}_9 \tilde{u} + \tilde{p}_{10}, \quad (15)$$

where \tilde{p}_k can be deduced using the formula $\tilde{u}^k = \sum_{i=0}^k (-1)^i \binom{k}{i} u^{2i-k}$. The result reads

$$\begin{aligned} \tilde{p}_{2k} &= \sum_{i=k}^5 p_{10-2i} \left[\binom{i+k}{i-k} + \binom{i+k-1}{i-k-1} \right], \\ \tilde{p}_{2k+1} &= \sum_{i=k}^4 p_{9-2i} \left[\binom{i+k+1}{i-k} + \binom{i+k}{i-k-1} \right]. \end{aligned} \quad (16)$$

Remark 4. It is clear that a complex root of $\tilde{\mathcal{U}}$ leads to a complex root of \mathcal{U} and, by Remark 2, to complex Euler angles having no geometric sense. Hence only *real* roots of $\tilde{\mathcal{U}}$ must be treated. One can find them by means of very efficient and fast algorithms based on Descartes' rule of signs [14].

2.7. Structure recovery. Suppose we have found a real root \tilde{u}_0 of $\tilde{\mathcal{U}}$. Then we can recover the matrices R and S applying the following algorithm.

First we find the value $u_0 = \tilde{u}_0/2 - \text{sign}(\tilde{u}_0)\sqrt{(\tilde{u}_0/2)^2 + 1}$, which is a root of \mathcal{U} subject to $|u_0| \leq 1$. After that we obtain the v - and w -components of the solution,

applying Cramer's rule:

$$\begin{aligned} v_0 &= -\frac{\det C'_{7,[9,10]}(u_0)}{\det C'_{7,10}(u_0)}, \\ w_0 &= -\frac{\det C'_{7,[8,10]}(u_0)}{\det C'_{7,10}(u_0)}, \end{aligned} \quad (17)$$

where $C'_{7,10}$ is obtained from C' by deleting its 7th row and 10th column, $C'_{7,[k,10]}$ is obtained from $C'_{7,10}$ by replacing its k th column with the deleted 10th one. Note that, due to the condition $|u_0| \leq 1$, all computations in (17) are *numerically stable*. We compute also the values u'_0, v'_0, w'_0 by (10). After that we find all entries of the matrices R and S by (8) and (11) respectively.

Let $R^+ = R(u_0, v_0, w_0)$, $R^- = R(u'_0, v'_0, w'_0)$, $t^\pm = \pm (\xi_0^x \ \xi_0^y \ \xi_0^z)^\top$. Then there are four possible solutions of the problem: (R^+, t^+) , (R^+, t^-) , (R^-, t^+) and (R^-, t^-) . It is well-known [6] that one can resolve this ambiguity by assuming the scene points to be in front of the cameras. In particular this means that, first, $z_{P_1} > 0$ and, second, the vectors $\overrightarrow{O_2 P_1}$ and $(R_{13} \ R_{23} \ R_{33})^\top$ are co-directional. Denote by $c_1 = R_{33}^+$, $c_2 = t_1^+ R_{13}^+$. Let the true configuration correspond to R and t . Then,

- if $c_1 > 0$ and $c_2 < 0$ then $R = R^+$, $t = t^+$;
- else if $c_1 > 0$ and $c_2 > 0$ then $R = R^+$, $t = t^-$;
- else if $R_{33}^- > 0$ and $t_1^+ R_{13}^- < 0$ then $R = R^-$, $t = t^+$;
- else $R = R^-$, $t = t^-$.

After we have found R and t , the coordinates of P_i and O_2 can be recovered as follows (recall that the baseline $d = l_{O_1 O_2}$ fixes the overall scale, see Remark 1):

$$\begin{aligned} z_{O_2} &= \frac{t_3}{\sqrt{t_1^2 + t_2^2 + t_3^2}} d, \\ x_{O_2} &= t_1 \frac{z_{O_2}}{t_3}, \\ y_{O_2} &= t_2 \frac{z_{O_2}}{t_3}, \\ z_{P_i} &= \frac{t_1 - t_3 x'_{2i}}{x_{1i} - x'_{2i}} \frac{z_{O_2}}{t_3}, \\ x_{P_i} &= x_{1i} z_{P_i}, \\ y_{P_i} &= y_{1i} z_{P_i}, \end{aligned} \quad (18)$$

where x'_{2i} is found by (6). Finally we must yet multiply the obtained coordinates by ρ_1^\top , where ρ_1 is defined in (1).

3. EXPERIMENTS

3.1. Synthetic data. In this subsection we compare the results of our algorithm and the Li-Hartley one [10] on the following two sets of synthetic data.

- (1) Ordinary configuration: all simulated points are between the planes $z = 1$ and $z = 2$.
- (2) Planar configuration: all simulated points are on the plane $z = 2$.

The focal distance $f = 1$ and the baseline $d = 0.3$ are the same for both sets of data. For each configuration we add the image (Gaussian) noise with a standard

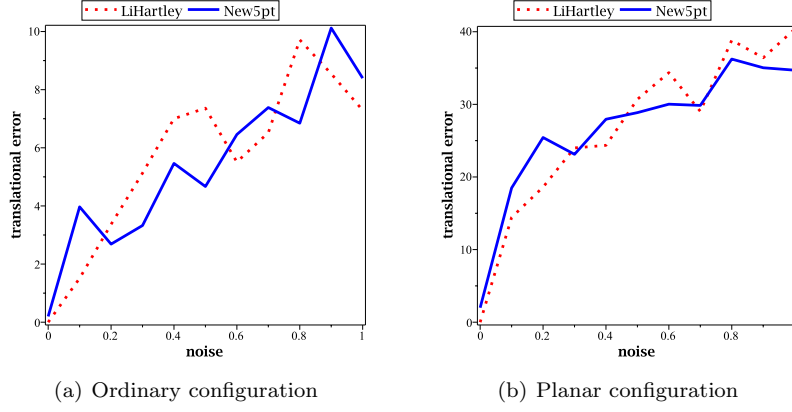


FIGURE 2. Base orientation error (in degrees) changing as a function of image noise (in pixels)




FIGURE 3. Two views of the same object from different positions and the five matched points

deviation of one pixel in a 512×512 pixel image. Each experiment is run for 100 trials and the median values of translational errors are reported in Figure 2.

One can see that the results of both algorithms are almost coincident. However, we would like to mention here that our approach can be significantly optimized in many steps. For example, in Subsection 2.5 not all divisions are actually needed for computing the five additional polynomials f_{11}, \dots, f_{15} . Eliminating such unnecessary computations may hopefully enhance the accuracy of our algorithm, especially in case of planar configurations.

3.2. Real data. In this subsection we test our algorithm on real images. In Figures 3(a) and 3(b) two views of the same object from points O_1 and O_2 are presented. The distance between O_1 and O_2 is $d = 80$ mm. The images are made with a single camera with the known intrinsic parameters, e.g. the focal distance is $f = 5.2$ mm, the sensor size is 5.27×3.96 mm². The coordinates of the five matched points are presented in the following table:

	P_1	P_2	P_3	P_4	P_5
x_{1i}	-0.48600862	0.31154338	0.37616928	0.069665930	0.042239643
x_{2i}	-0.35797907	-0.047829545	0.36312898	-0.093928114	-0.16686990
y_{1i}	0.18708755	0.24189715	0.16721054	-0.082436445	0.18474803
y_{2i}	0.14964212	0.28571840	0.21044386	-0.089188446	0.18939803

Rotating O_jxyz with the matrix ρ_j defined in (1), we transform these values in such a way that $x_{j1} = y_{j1} = x_{j2} = 0$. Hence we obtain the following data:

	P_1	P_2	P_3	P_4	P_5
x_{1i}	0	0	0.10245224	0.35556208	0.041862986
x_{2i}	0	0	0.26810053	0.32874222	0.038320980
y_{1i}	0	0.91575948	1.0269319	0.54439713	0.52811861
y_{2i}	0	0.33191818	0.77019499	0.12543525	0.17962483

The polynomial \tilde{U} from (15) looks as

$$\begin{aligned} \tilde{U} = & -2.4241988e7 - 8.9220876e7 \tilde{u} - 9.3433867e7 \tilde{u}^2 - 6.3981707e7 \tilde{u}^3 \\ & - 2.9120639e7 \tilde{u}^4 - 1.0720385e7 \tilde{u}^5 - 1.8022694e6 \tilde{u}^6 \\ & - 1.0625812e5 \tilde{u}^7 - 63.473120 \tilde{u}^8 + 76.616906 \tilde{u}^9 + \tilde{u}^{10}. \end{aligned} \quad (19)$$

It has four real roots:

$$\begin{aligned} \tilde{u}_1 &= -8.3756270, \\ \tilde{u}_2 &= -7.4050360, \\ \tilde{u}_3 &= -0.40131332, \\ \tilde{u}_4 &= 37.879077. \end{aligned} \quad (20)$$

The true configuration corresponds to \tilde{u}_2 . It is presented in the following table:

	O_1	O_2	P_1	P_2	P_3	P_4	P_5
x	0	75.01626	-71.90213	29.71794	53.06279	8.285995	4.651589
y	0	-1.728367	27.67851	23.07443	23.58687	-9.804907	20.34515
z	0	27.74120	147.9441	95.38942	141.0609	118.9390	110.1238

The matrix

$$\rho_1^T R \rho_2 = \begin{pmatrix} 0.85823282 & 0.00063402239 & -0.51326020 \\ 0.010169354 & 0.99978193 & 0.018239399 \\ 0.51315984 & -0.020873175 & 0.85803921 \end{pmatrix} \quad (21)$$

contains the information on the *initial* second camera orientation, e.g. the last column of (21) is the z -axis of O_2xyz .

Now we are able to calculate some lengths in the configuration and compare them with the true ones. For example, $l_{P_1P_2} = 114.5$ mm, $l_{P_1P_3} = 125.2$ mm, $l_{P_1P_4} = 93.1$ mm. The true lengths are $l_{P_1P_2}^* = 108$ mm, $l_{P_1P_3}^* = 119$ mm, $l_{P_1P_4}^* = 88$ mm. Thus the relative error is $\delta = \max_{i,k} \frac{|l_{P_iP_k}^* - l_{P_iP_k}|}{l_{P_iP_k}^*} \cdot 100\% \approx 6\%$.

4. DISCUSSION OF RESULTS

A new algorithm for the five-point pose problem is presented. A computation on synthetic and real data confirms its correctness and robustness. In whole it is a good alternative to the existing five-point algorithms. Its major advantage is that it yields a direct structure recovery, i.e. a reconstruction without computing an essential matrix. As shown in [8], such approaches may noticeably exceed in

accuracy the algorithms with mixed parameters, especially in case of degenerate planar scenes. The disadvantage of the method (in its current stage) is that it does not work when the matrix R in (6) is a rotation through the angle π around a certain axis (see Theorem 1). This case, being quite uncommon in practice, should be treated separately.

Finally, we hope that the approach developed in the paper can also be useful for other problems in multiview geometry, e.g. for the four-point three-views pose problem.

REFERENCES

1. A. Cayley. Sur Quelques Propriétés des Déterminants Gauches. *J. Reine Angew. Math.* **32** (1846) 119-123.
2. D. Cox, J. Little, D. O'Shea. *Ideals, Varieties, and Algorithms*. Springer-Verlag (1997).
3. M. Demazure, Sur Deux Problemes de Reconstruction, Technical Report No 882, INRIA (1988).
4. O. Faugeras. *Three-Dimensional Computer Vision: A Geometric Viewpoint*. MIT Press (1993).
5. O. Faugeras, S. Maybank. Motion from Point Matches: Multiplicity of Solutions. *International Journal of Computer Vision* **4** (1990) 225-246.
6. R. Hartley, A. Zisserman. *Multiple View Geometry in Computer Vision*. Second Edition. Cambridge University Press (2004).
7. A. Heyden, G. Sparr. Reconstruction from Calibrated Camera – A New Proof of the Kruppa-Demazure Theorem. *Journal of Mathematical Imaging and Vision*, **10** (1999) 1-20.
8. M. Kalantari, F. Jung, J.-P. Guedon, N. Paparoditis. The Five Points Pose Problem : A New and Accurate Solution Adapted to any Geometric Configuration. *Lecture Notes In Computer Science* **5414** (2009) 215-226.
9. E. Kruppa. Zur Ermittlung eines Objektes aus zwei Perspektiven mit Innerer Orientierung. *Sitz.-Ber. Akad. Wiss., Wien, Math. Naturw. Kl. Abt.* **122** (1913) 1939-1948.
10. H. Li, R. Hartley. Five-Point Motion Estimation Made Easy. *IEEE-ICPR-2006*, 630-633.
11. S. Maybank. *Theory of Reconstruction from Image Motion*. Springer-Verlag (1993).
12. D. Nistér. An efficient solution to the five-point relative pose problem. *IEEE Transactions on Pattern Analysis and Machine Intelligence* **26** (2004) 756-777.
13. J. Philip. A Non-Iterative Algorithm for Determining all Essential Matrices Corresponding to Five Point Pairs. *Photogrammetric Record* **15** (1996) 589-599.
14. F. Rouillier, P. Zimmermann. Efficient Isolation of Polynomial's Real Roots. *Journal of Computational and Applied Mathematics* **162** (2004) 33-50.
15. H. Stewénius, C. Engels, D. Nistér. Recent developments on direct relative orientation. *ISPRS Journal of Photogrammetry and Remote Sensing* **60** (2006) 284-294.

SOUTH URAL STATE UNIVERSITY, 76 LENIN AVENUE, CHELYABINSK 454080, RUSSIA
E-mail address: mev@susu.ac.ru