

Non-Gaussian Halo Bias Re-examined: Mass-dependent Amplitude from the Peak-Background Split and Thresholding

Vincent Desjacques,^{1,*} Donghui Jeong,^{2,†} and Fabian Schmidt^{2,‡}

¹*Institute for Theoretical Physics, University of Zürich,
Winterthurerstrasse 190, CH-8057 Zürich, Switzerland*

²*California Institute of Technology, Mail Code 350-17, Pasadena, CA, 91125*

(Dated: October 29, 2018)

Recent results of N-body simulations have shown that current theoretical models are not able to correctly predict the amplitude of the scale-dependent halo bias induced by primordial non-Gaussianity, for models going beyond the simplest, local quadratic case. Motivated by these discrepancies, we carefully examine three theoretical approaches based on (1) the statistics of thresholded regions, (2) a peak-background split method based on separation of scales, and (3) a peak-background split method using the conditional mass function. We first demonstrate that the statistics of thresholded regions, which is shown to be equivalent at leading order to a local bias expansion, cannot explain the mass-dependent deviation between theory and N-body simulations. In the two formulations of the peak-background split on the other hand, we identify an important, but previously overlooked, correction to the non-Gaussian bias that strongly depends on halo mass. This new term is in general significant for any primordial non-Gaussianity going beyond the simplest local f_{NL} model. In a separate paper [1], we compare these new theoretical predictions with N-body simulations, showing good agreement for all simulated types of non-Gaussianity.

PACS numbers: 98.80.-k, 98.65.-r, 98.80.Cq, 95.36.+x

I. INTRODUCTION

Ongoing and future galaxy surveys will provide a large amount of data that can be exploited to constrain the physics of inflation and the very early Universe, in particular through a measurement of the shape and amplitude of primordial non-Gaussianity (NG). Over the past few years, galaxy clustering has emerged as the most powerful large-scale structure probe of primordial non-Gaussianity (e.g., [2–4]; for a review, see [5]). In particular, references [4, 6–8] have shown that the local quadratic coupling $f_{\text{NL}}\phi^2$ induces a scale-dependent bias

$$\Delta b_{\text{I}}(k, z) = \frac{2f_{\text{NL}}(b_{\text{I}}^{\text{E}} - 1)\delta_c}{\mathcal{M}(k, z)} \quad (1)$$

in the large-scale power spectrum of biased tracers. Here, b_{I}^{E} is the (Eulerian) linear bias factor, $\delta_c \approx 1.69$ is the linear critical density contrast for spherical collapse, and $\mathcal{M}(k, z) \propto D(z)k^2 T(k)$ is the transfer function between density and the gravitational (Bardeen) potential perturbations. Numerical studies have confirmed the scaling $\Delta b_{\text{I}} \propto k^{-2}$ and the redshift-dependence $\Delta b_{\text{I}} \propto D(z)^{-1}$ [4, 9–13], even though the exact amplitude of the effect remains somewhat debatable (at the $\sim 10 - 20\%$ level; presumably related to the choice of halo finder [5]).

However, for other non-Gaussian models such as a local $f_{\text{NL}}\phi^2$ model with k -dependent f_{NL} , the local cubic coupling $g_{\text{NL}}\phi^3$, or the orthogonal type, there is a much larger discrepancy between the analytical predictions based on the statistics of high-threshold regions [6] and the non-Gaussian bias measured from simulations [14–16]. In the $g_{\text{NL}}\phi^3$ case, the magnitude of the non-Gaussian scale-dependent bias Δb_{I} is significantly suppressed relative to the theoretical expectation on large scales ($k \lesssim 0.01 \text{ hMpc}^{-1}$), even for highly biased halos. The ratio of the measured to the predicted non-Gaussian bias strongly depends on the halo mass M : it decreases towards low mass halos, and even reverses sign for halos with $b_{\text{I}}^{\text{E}} \lesssim 2$ [14]. For the quadratic coupling with k -dependent $f_{\text{NL}}(k) \propto k^{n_f}$, the discrepancy between the simulated bias and the high-peak expectation also becomes more severe as the halo mass decreases. Furthermore, the deviation depends on the sign and amplitude of the spectral index n_f [15]. Recent numerical simulations implementing the orthogonal bispectrum shape also show systematic deviations in the measured halo bias from the high-peak expectation, in a way that the deviation becomes larger towards lower halo masses [16].

*Electronic address: dvince@physik.uzh.ch

†Electronic address: djeong@tapir.caltech.edu

‡Electronic address: fabians@tapir.caltech.edu

In this paper, we present a careful (re-)derivation of the effect of local and non-local primordial non-Gaussianity on the large-scale clustering of tracers (such as galaxies and clusters of galaxies) using the thresholding approach [6, 17, 18], as well as two distinct albeit related formulations of the peak-background split (PBS). For all three approaches, we present general expressions for the non-Gaussian scale-dependent bias and apply them to models for which N-body simulations have been performed.

In the thresholding approach, we directly calculate the two-point correlation function of halos from the probability of finding a single smoothed region above some threshold, and the probability of finding two separate regions above the same threshold. This approach has the advantage that the thresholding process is a well-defined mathematical operation so that we can in principle calculate the correlation functions without any further approximation. We derive a general expression for the amplitude of the non-Gaussian bias in terms of the primordial N -point functions and the Gaussian bias parameters of the thresholded regions, without relying on the high-peak assumption usually assumed in previous studies (e.g. [6]). As the deviation between N-body simulations and the theoretical expectation is stronger for lower mass halos, such an extension of the high-peak formulation could be seen as a possible resolution. We also show that to leading order in $f_{\text{NL}}, g_{\text{NL}}, \dots$, the thresholding approach is equivalent to a local bias expansion.

In the first PBS approach [4, 7, 19], we decompose the non-Gaussian perturbations into parts that are linear, quadratic, and cubic in Gaussian fields. We separate long- from short-wavelength perturbations (the two are uncorrelated for Gaussian fields, but correlated in the non-Gaussian case), and calculate the bias as the response of the halo number density to a long-wavelength density perturbation. This approach is conceptually simple and offers a clear physical picture of the impact of primordial non-Gaussianity on the clustering of biased tracers, by isolating the effect of the mode-coupling induced by non-Gaussianity. For example, for a generic primordial bispectrum, the variance of the small-scale density field is locally rescaled by long-wavelength potential fluctuations. Depending on the exact shape of the bispectrum, this rescaling can be scale-independent (local model of non-Gaussianity), which then leads to a scale-dependent bias as in Eq. (1); or scale-dependent (e.g. orthogonal and equilateral models), generally softening the $1/k^2$ -dependence. We will see that for cubic-order non-Gaussianity, long wavelength perturbations not only rescale the local variance of the density field, but also induce a local skewness. Since the abundance of halos also depends on the skewness of the small-scale density field (a fact exploited when searching for non-Gaussianity using the mass function of e.g. galaxy clusters), this effect contributes to the non-Gaussian halo bias. This first PBS approach has the advantage that it can be generically applied to any prescription for the average halo abundance (mass function). On the other hand, it assumes a clear separation between long- and short- wavelength modes, which breaks down when measuring the clustering on sufficiently small scales.

Our second PBS approach is inspired by a calculation of the scale-dependent bias factors in the Gaussian peaks model [20] (e.g., the first order bias is $b_1(k) = b_{10} + b_{01}k^2$). In this approach, we apply the peak-background split directly to the non-Gaussian density field. This is done by calculating the non-Gaussian conditional mass function using an Edgeworth expansion of its Gaussian counterpart. The halo density contrast is then obtained by taking the ratio of the unconditional to conditional mass function, and expanding with respect to the large-scale density contrast. This allows us to determine the linear bias as the lowest-order coefficient in this series. This approach can in principle be applied to any excursion-set mass function. As a first step, we will here formulate it under the assumption that the Press-Schechter multiplicity function describes halo abundances. On the other hand, this approach does not rely on a separation of scales. Thus, the two PBS approaches presented here make complementary assumptions.

The paper is organized as follows: we begin by reviewing the models of primordial non-Gaussianity considered here and spelling out our notation in Sec. II. We discuss the thresholding approach to non-Gaussian bias and point out its limitations in Sec. III. Sec. IV introduces the first PBS approach based on a separation of scales, while Sec. V presents the second PBS approach based on conditional mass functions. Sec. VI presents a comparison of the PBS and thresholding approaches. The comparison of our predictions with the results of N-body simulations is the subject of a companion Letter [1]. We conclude in Sec. VII.

II. PRELIMINARIES

A. Four types of primordial non-Gaussianity

Throughout the paper, we will apply our results to the following four models of primordial non-Gaussianity (NG). We parameterize primordial NG via the N -point functions ($N > 3$) of the Bardeen potential $\Phi(\mathbf{x})$, a relativistic generalization of the Newtonian gravitational potential, in the matter-dominated era. Note that $\Phi(\mathbf{x})$ has the opposite sign relative to the usual Newtonian gravitational potential. Since our goal is to compare analytic predictions with the outcome of N-body simulations, our set of models includes all the templates for which simulations have been performed. Our main theoretical results, however, will always be given in terms of general N -point functions and can be straightforwardly applied to any given model of non-Gaussianity.

1. Local non-Gaussianity

In local primordial NG, the non-Gaussian field Φ is defined by a local Taylor expansion around a Gaussian random field ϕ as [21–24]

$$\Phi(\mathbf{x}) = \phi(\mathbf{x}) + f_{\text{NL}}\phi^2(\mathbf{x}) + g_{\text{NL}}\phi^3(\mathbf{x}) . \quad (2)$$

Here, f_{NL} and g_{NL} are dimensionless, phenomenological parameters which we seek to constrain using cosmic microwave background (CMB) or large-scale structure (LSS) observations. This type of non-Gaussianity is typically produced in inflationary models with more than one scalar field. Since the primeval curvature perturbations are of magnitude $\mathcal{O}(10^{-5})$, the cubic order correction is negligibly small compared to the quadratic one when $\mathcal{O}(f_{\text{NL}}) \sim \mathcal{O}(g_{\text{NL}})$. However, this condition is not satisfied by some multi-field models such as the curvaton scenario, in which a large g_{NL} and a small f_{NL} can be simultaneously produced [25–29]. At leading order, the quadratic term generates a 3-point function or bispectrum,

$$\xi_{\Phi}^{(3)}(\mathbf{k}_1, \mathbf{k}_2, \mathbf{k}_3) = 2f_{\text{NL}} \left[P_{\phi}(k_1)P_{\phi}(k_2) + (2 \text{ cyc.}) \right] , \quad (3)$$

where (cyc.) denotes cyclic permutations of the indices, $P_{\phi}(k) \propto k^{n_s-4}$ is the power spectrum of the Gaussian field $\phi(\mathbf{x})$, and n_s is its logarithmic slope. On the other hand, the cubic-order terms generate a 4-point function or trispectrum,

$$\xi_{\Phi}^{(4)}(\mathbf{k}_1, \mathbf{k}_2, \mathbf{k}_3, \mathbf{k}_4) = 6g_{\text{NL}} \left[P_{\phi}(k_1)P_{\phi}(k_2)P_{\phi}(k_3) + (3 \text{ cyc.}) \right] . \quad (4)$$

Both bispectrum and trispectrum are peaked on squeezed triangle or quadrilateral configurations, i.e. configurations where one side $|\mathbf{k}_i|$ is much shorter than the other sides.

2. Scale-dependent f_{NL}

Next, we will consider a model in which the quadratic coupling dominates but f_{NL} is k -dependent. The primordial bispectrum takes the form [15]

$$\xi_{\Phi}^{(3)}(\mathbf{k}_1, \mathbf{k}_2, \mathbf{k}_3) = f_{\text{NL}}(k_1)P_{\phi}(k_2)P_{\phi}(k_3) + (5 \text{ perm.}) \quad \text{with} \quad f_{\text{NL}}(k) = f_{\text{NL}}(k_p) \left(\frac{k}{k_p} \right)^{n_f} , \quad (5)$$

where k_p is some arbitrary fixed scale, and n_f is a spectral index.

3. Folded and orthogonal non-Gaussianity

As a third template, we will consider the folded or flattened shape, for which the primordial bispectrum reads [30]

$$\begin{aligned} \xi_{\Phi}^{(3)}(\mathbf{k}_1, \mathbf{k}_2, \mathbf{k}_3) = 6f_{\text{NL}} \left[\left(P_{\phi}(k_1)P_{\phi}(k_2) + (2 \text{ cyc.}) \right) + 3 \left(P_{\phi}(k_1)P_{\phi}(k_2)P_{\phi}(k_3) \right)^{2/3} \right. \\ \left. - \left(P_{\phi}(k_1)^{1/3}P_{\phi}(k_2)^{2/3}P_{\phi}(k_3) + (5 \text{ perm.}) \right) \right] . \end{aligned} \quad (6)$$

The folded shape approximates the non-Gaussianity due to modification of the initial Bunch-Davies vacuum in canonical single field inflation (the actual 3-point function is not factorizable). This template induces a scale-dependent bias on large scales with somewhat weaker k -dependence than the local model. [19, 31]. The orthogonal template introduced by [32],

$$\begin{aligned} \xi_{\Phi}^{(3)}(\mathbf{k}_1, \mathbf{k}_2, \mathbf{k}_3) = 6f_{\text{NL}} \left[-3 \left(P_{\phi}(k_1)P_{\phi}(k_2) + (\text{cyc.}) \right) - 8 \left(P_{\phi}(k_1)P_{\phi}(k_2)P_{\phi}(k_3) \right)^{2/3} \right. \\ \left. + 3 \left(P_{\phi}(k_1)^{1/3}P_{\phi}(k_2)^{2/3}P_{\phi}(k_3) + (5 \text{ perm.}) \right) \right] , \end{aligned} \quad (7)$$

gives rise to a similar non-Gaussian halo bias [19], but roughly twice as large in magnitude and opposite in sign (for fixed f_{NL}) [69]

4. Equilateral non-Gaussianity

Finally, the equilateral type of non-Gaussianity, which arises in inflationary models with higher-derivative operators such as the DBI model, is well described by the factorizable form [33]

$$\xi_{\Phi}^{(3)}(\mathbf{k}_1, \mathbf{k}_2, \mathbf{k}_3) = 6f_{\text{NL}} \left[-\left(P_{\phi}(k_1)P_{\phi}(k_2) + (\text{cyc.})\right) - 2\left(P_{\phi}(k_1)P_{\phi}(k_2)P_{\phi}(k_3)\right)^{2/3} \right. \\ \left. + \left(P_{\phi}(k_1)^{1/3}P_{\phi}(k_2)^{2/3}P_{\phi}(k_3) + (5 \text{ perm.})\right) \right]. \quad (8)$$

It can easily be verified that the signal is largest in the equilateral configurations $k_1 \approx k_2 \approx k_3$, and suppressed in the squeezed limit $k_3 \ll k_1 \approx k_2$.

B. From primordial perturbations to galaxies

In standard CDM cosmologies, galaxies form inside dark matter halos and this introduces a bias between the mass and the galaxy distributions [34]. In what follows, we shall adopt a Lagrangian picture. Namely, we express the clustering of biased tracers, such as dark matter halos of mass M collapsing at redshift z , in terms of the statistics of the *initial* density perturbation $\delta_R(\mathbf{k}, z)$ smoothed on a scale R and linearly evolved to redshift z , where R is related to M via $M = (4\pi/3)\bar{\rho}R^3$. More precisely, δ is the fractional density perturbation in synchronous gauge. Thus, the Poisson equation provides a relationship between $\delta_R(\mathbf{k}, z)$ and the Bardeen potential $\Phi(\mathbf{x})$ via

$$\delta_R(\mathbf{k}, z) = \mathcal{M}_R(k, z)\Phi(\mathbf{k}), \quad (9)$$

where

$$\mathcal{M}_R(k, z) = \mathcal{M}(k, z)W_R(k) = \frac{2}{3} \frac{k^2 T(k)g(z)}{\Omega_m H_0^2 (1+z)} W_R(k). \quad (10)$$

Here, $T(k)$ is the matter transfer function normalized to unity as $k \rightarrow 0$, $g(z)$ is the linear growth rate of the gravitational potential normalized to unity during the matter dominated epoch, and $W_R(k)$ is a (spherically symmetric) window function with characteristic radius R . We will assume a spherical top-hat filter throughout. Note also that the matter power spectrum at redshift z is related to the primordial curvature power spectrum through $P_m(k, z) = \mathcal{M}^2(k, z)P_{\phi}(k)$.

Regardless of the initial conditions, we shall denote the Lagrangian bias factors of dark matter halos by b_{I} , b_{II} , ..., while Eulerian bias parameters are denoted as b_{I}^{E} , etc. Note that these bias parameters are generally scale-dependent. The notation b_1 , b_2 , b_1^{E} , etc. will exclusively designate the *Gaussian, scale-independent* peak-background split biases. In the next Section, we will also use the notation c_1 , c_2 , ... for the mass-weighted, cumulative Gaussian bias parameters which appear in the thresholding approach.

We will describe the abundance of halos through their mass function $n_h \equiv dn/dM$ which we will assume to be of the universal form, i.e.

$$\bar{n}_h = \frac{\bar{\rho}}{M^2} f(\nu) \left| \frac{\partial \ln \sigma_{0M}}{\partial \ln M} \right|, \quad (11)$$

where $f(\nu)$ is the multiplicity function and σ_{0M} is the RMS density fluctuation on scale M .

Unless otherwise specified, we shall adopt in all illustrations a flat Λ CDM cosmology with $\Omega_m = 0.279$, $h = 0.7$, and an adiabatic initial perturbations with spectral index $n_s = 0.96$ and amplitude $A_s = 7.96 \times 10^{-10}$ at the pivot point $k_0 = 0.02 \text{ Mpc}^{-1}$ (corresponding to a normalization $\sigma_8 \approx 0.81$). These values are consistent with the latest CMB constraints from WMAP7 [35].

III. STATISTICS OF THRESHOLDED REGIONS

In this Section, we shall present the derivation of the scale-dependent non-Gaussian bias using the statistics of regions above threshold [17, 18], without invoking the high threshold (high peak) approximation. Several concepts and results introduced in this Section will be employed later in the paper.

A. Probability densities

In the Press-Schechter approach [36], virialized objects are identified with high-density regions in the linear density field. The two-point correlation function of thresholded regions, $\xi_{>\nu}(r)$, can be calculated once the probability P_1 of finding a region whose overdensity is above the threshold $\delta_c \approx 1.69$ [37], and the probability P_2 of finding two such regions separated by a distance $r \equiv |\mathbf{x}_2 - \mathbf{x}_1|$, are known. It is convenient to express the results in terms of the significance (peak height) $\nu \equiv \delta_c/\sigma_{0s}$, where σ_{0s} is the r.m.s. variance of the density field smoothed on scale R_s . The correlation function is then given by [34]:

$$\xi_{>\nu}(r) = \frac{P_2(>\nu, r)}{[P_1(>\nu)]^2} - 1. \quad (12)$$

$\xi_{>\nu}(r)$ is commonly interpreted as describing the 2-point correlation of halos above mass M corresponding to the smoothing length R_s . For any non-Gaussian initial density field, P_1 and P_2 can be expressed in terms of the N -point connected correlation functions as follows [70]:

$$P_1(>\nu) = \frac{1}{\sqrt{2\pi}} \int_{\nu}^{\infty} dy \exp \left[\sum_{N=3}^{\infty} (-1)^N \frac{w_s^{(N,0)}}{N!} \frac{d^N}{dy^N} \right] e^{-y^2/2} \quad (13)$$

$$P_2(>\nu, r) = \frac{1}{2\pi} \int_{\nu}^{\infty} dy_1 \int_{\nu}^{\infty} dy_2 \exp \left[\sum_{N=2}^{\infty} \sum_{m=0}^N (-1)^N \frac{w_s^{(N,m)}(r)}{m!(N-m)!} \frac{\partial^N}{\partial y_1^m \partial y_2^{N-m}} \right] e^{-\frac{1}{2}(y_1^2 + y_2^2)} \quad (14)$$

For shorthand convenience, we will hereafter omit the explicit z -dependence of $\delta_s(\mathbf{x}) \equiv \delta_{R_s}(\mathbf{x})$ and $\mathcal{M}_s(k) \equiv \mathcal{M}_{R_s}(k)$. We have also defined

$$w_s^{(N,m)}(r) \equiv \begin{cases} w_s^{(2,m)} = \xi_s^{(2,m)}(r)/\sigma_{0s}^2 & (m=1) \\ w_s^{(2,m)} = 0 & (m=0 \text{ or } 2) \\ w_s^{(N,m)} = \xi_s^{(N,m)}(r)/\sigma_{0s}^N & (N>2) \end{cases}, \quad (15)$$

where

$$\xi_s^{(N,m)}(r) \equiv \left\langle \underbrace{\delta_s(\mathbf{x}_1) \cdots \delta_s(\mathbf{x}_1)}_{m \text{ times}} \underbrace{\delta_s(\mathbf{x}_2) \cdots \delta_s(\mathbf{x}_2)}_{N-m \text{ times}} \right\rangle_c \quad (16)$$

is the N -point connected correlation function evaluated at two different locations \mathbf{x}_1 and \mathbf{x}_2 . Note that the correlation $w_s^{(N,0)} = w_s^{(N,N)}$ is evaluated at zero lag, and that the probability densities P_1 and P_2 depend explicitly on the smoothing scale R_s through the functions $w_s^{(N,m)}$ and the peak height $\nu \equiv \delta_c/\sigma_{0s}$.

B. Bias parameters for a Gaussian density field

It is instructive to first perform the calculation for Gaussian initial conditions. Later, we shall use the Gaussian bias derived in this Section to identify the coefficients of the non-Gaussian scale dependent bias.

1. Gaussian bias factors from a peak-background split

When the underlying smoothed density field obeys the Gaussian statistics, the probability P_1 of exceeding the threshold ν is given by

$$P_1(>\nu) = \frac{1}{\sqrt{2\pi}} \int_{\nu}^{\infty} dx e^{-x^2/2} = \frac{1}{2} \operatorname{erfc} \left(\frac{\nu}{\sqrt{2}} \right). \quad (17)$$

In the peak-background split approach, one considers the effect of adding a long-wavelength (background) perturbation δ_l of characteristic wavelength $R_l \gg R_s$ to the small scale density field (peak) δ_s . Assuming that δ_l is independent of δ_s , it is clear that adding δ_l is equivalent to reducing the threshold $\nu \rightarrow (\delta_c - \delta_l)/\sigma_{0s}$; thus, $P_1(>\nu, \delta_l)$, the probability P_1 in the large-scale overdensity δ_l is given by

$$P_1(>\nu, \delta_l) = P_1 \left(>\nu - \frac{\delta_l}{\sigma_{0s}} \right). \quad (18)$$

We define the peak-background split bias factors c_N as the fractional change of P_1 with δ_l via

$$c_N \equiv \frac{1}{P_1(>\nu)} \frac{d^N P_1(>\nu, \delta_l)}{d\delta_l^N}, \quad (19)$$

so that

$$c_N(\nu) = \left(-\frac{1}{\sigma_{0s}}\right)^N \frac{1}{P_1(>\nu)} \frac{d^N [P_1(>\nu)]}{d\nu^N} = \sqrt{\frac{2}{\pi}} \left[\operatorname{erfc}\left(\frac{\nu}{\sqrt{2}}\right) \right]^{-1} \frac{e^{-\nu^2/2}}{\sigma_{0s}^N} H_{N-1}(\nu). \quad (20)$$

Here, H_N is the Hermite polynomial defined by

$$H_N(x) \equiv (-1)^N e^{x^2/2} \frac{d^N}{dx^N} \left(e^{-x^2/2} \right). \quad (21)$$

Note that we adopt the so-called *probabilists'* convention for the Hermite polynomials. It is related to the so-called *physicists'* convention by

$$H_N^{\text{phys}}(x) = 2^{N/2} H_N(\sqrt{2}x). \quad (22)$$

Explicit expressions for the first five Hermite polynomials are

$$H_0(x) = 1, \quad H_1(x) = x, \quad H_2(x) = x^2 - 1, \quad H_3(x) = x^3 - 3x, \quad H_4(x) = x^4 - 6x^2 + 3. \quad (23)$$

Since $H_N \rightarrow \nu^N$ for large ν , we see that in the high-peak limit ($\nu \gg 1$),

$$c_N \approx \nu H_{N-1}(\nu) / \sigma_{0s}^N \approx \nu^N / \sigma_{0s}^N. \quad (24)$$

The one-point probability Eq. (17) and bias parameters Eq. (20) are *cumulative*. They describe the number density and bias of all peaks above the threshold ν at fixed smoothing scale R_s . To relate these quantities to the mass function and bias of dark matter halos, we follow Press & Schechter [36] and interpret P_1 as the fraction of the Lagrangian volume occupied by halos of mass exceeding M . Therefore, the halo number density follows upon dividing the derivative of P_1 w.r.t. mass by $M/\bar{\rho}$,

$$\bar{n}_h(M) = -2 \frac{\bar{\rho}}{M} \frac{d}{dM} P_1(>\nu) = 2 \frac{\bar{\rho}}{M^2} \frac{\nu e^{-\nu^2/2}}{\sqrt{2\pi}} \left| \frac{d \ln \sigma_{0s}}{d \ln M} \right|, \quad (25)$$

where the factor of 2 is introduced to account for the fact that regions with $\delta < \delta_c$ may be embedded in regions with $\delta > \delta_c$ on scale $> R_s$ (clouds-in-clouds). Thus, Eq. (25) is of the form Eq. (11) with $f(\nu) = \sqrt{2/\pi} \nu \exp(-\nu^2/2)$. Conversely, integrating Eq. (25) yields

$$P_1(>\nu) = \frac{1}{2\bar{\rho}} \int_M^\infty dM' M' \bar{n}_h(M'). \quad (26)$$

Inserting this into Eq. (19), we find that the c_N are mass-weighted cumulative bias factors,

$$c_N = \left[\int_M^\infty dM' M' \bar{n}_h(M') \right]^{-1} \int_M^\infty dM' M' \bar{n}_h(M') b_N(M'), \quad (27)$$

where

$$b_N(M) = \frac{1}{\nu_M} \frac{H_{N+1}(\nu_M)}{\sigma_{0M}^N} \quad (28)$$

are the peak-background split biases derived from the Press-Schechter mass function. Here, ν_M and σ_{0M} denote the significance and r.m.s. density fluctuation on the mass scale M . It is only in the high-peak limit ($\nu \gg 1$) that the mass-weighted cumulative bias c_N and the bias $b_N(M)$ asymptote to the same values [Eq. (24)].

So far, we have not yet specified any prescription for how to go from the bias parameter c_N to the clustering of tracers. This will be elucidated in the next Section, where we calculate the correlation function of thresholded regions directly.

2. Gaussian bias factors from the correlation of thresholded regions

In this Section, we present the calculation of the two-point correlation function $\xi_{>\nu}(r)$ of thresholded regions assuming Gaussian initial conditions, and show that the cumulative mass-weighted biases c_N obtained with the peak-background split coincide with the bias parameters arising in $\xi_{>\nu}(r)$.

Observing that, for Gaussian initial conditions, all the connected correlation functions $\xi_s^{(N,m)}$ with $N > 2$ vanish, we can express $\xi_{>\nu}(r)$ as

$$\xi_{>\nu}(r) \equiv \frac{P_2(>\nu, r)}{[P_1(>\nu)]^2} - 1 = \frac{2}{\pi} \left[\operatorname{erfc} \left(\frac{\nu}{\sqrt{2}} \right) \right]^{-2} \int_{\nu}^{\infty} dy_1 \int_{\nu}^{\infty} dy_2 \exp \left[\frac{\xi_s(r)}{\sigma_{0s}^2} \frac{\partial^2}{\partial y_1 \partial y_2} \right] e^{-\frac{1}{2}(y_1^2 + y_2^2)} - 1.$$

Here, $\xi_s(r) \equiv \xi_s^{(2,1)}$ is the 2-point density correlation smoothed on scale R_s . On employing the definition of $H_N(x)$, we can further simplify the double integration as

$$\int_{\nu}^{\infty} dy_1 \int_{\nu}^{\infty} dy_2 \exp \left[\frac{\xi_s(r)}{\sigma_{0s}^2} \frac{\partial^2}{\partial y_1 \partial y_2} \right] e^{-\frac{1}{2}(y_1^2 + y_2^2)} = \frac{\pi}{2} \left[\operatorname{erfc} \left(\frac{\nu}{\sqrt{2}} \right) \right]^2 + \sum_{N=1}^{\infty} \frac{[\xi_s(r)]^N}{N! \sigma_{0s}^{2N}} [H_{N-1}(\nu)]^2 e^{-\nu^2/2}. \quad (29)$$

Therefore, we find that the 2-point correlation function of thresholded regions is given by [38]

$$\xi_{>\nu}(r) = \frac{2}{\pi} \left[\operatorname{erfc} \left(\frac{\nu}{\sqrt{2}} \right) \right]^{-2} \sum_{N=1}^{\infty} \frac{[\xi_s(r)]^N}{N! \sigma_{0s}^{2N}} [H_{N-1}(\nu)]^2 e^{-\nu^2/2}. \quad (30)$$

Next, on substituting the expression of the cumulative peak-background split bias factors Eq. (20), we can recast the peak correlation function into the series

$$\xi_{>\nu}(r) = \sum_{N=1}^{\infty} \frac{\tilde{c}_N^2}{N!} [\xi_s(r)]^N. \quad (31)$$

If we compare the expression for $\xi_{>\nu}(r)$ to that obtained from a local bias expansion [39] of the density $\delta_{>\nu}$ of regions above threshold,

$$\delta_{>\nu}(\mathbf{x}) = \sum_{N=1}^{\infty} \frac{\tilde{c}_N}{N!} [\delta_s(\mathbf{x})]^N, \quad (32)$$

we see that the coefficient \tilde{c}_N is different from the c_N appearing in the correlation function: when calculating $\xi_{>\nu} = \langle \delta_{>\nu}(\mathbf{x}_1) \delta_{>\nu}(\mathbf{x}_2) \rangle$, the coefficient of $[\xi_s(r)]^N$ includes not only \tilde{c}_N^2 , but also terms such as $\tilde{c}_N \tilde{c}_{N+2m} \sigma_{0s}^{2m}$ for all positive integers $m \leq N/2$. This clearly shows that the bias parameters c_N from the peak-background split are to be seen as “renormalized” bias parameters [40] which take all the higher order moments into account, and thus truly are the coefficients of the observed correlation function of (in this case) thresholded regions.

C. Two-point correlation function of thresholded regions with non-Gaussianity

In the presence of primordial non-Gaussianity, all the correlation functions $\xi_s^{(N,m)}$ are in principle necessary to determine $P_1(>\nu)$ and $P_2(>\nu, r)$. Here, we will restrict ourselves to the leading order corrections linear in the correlations $\xi_s^{(N,m)}$. We derive a general expression for the scale-dependent non-Gaussian bias induced by a primordial N -point function $\xi_{\Phi}^{(N)}$.

1. Relation to local deterministic bias

First, we show that the leading order contribution to the two point correlation function of thresholded regions, which includes terms linear in the connected correlations functions $\xi_s^{(N,m)}$ only, is consistent with the result from a

local deterministic bias ansatz. Linearizing the exponential factors in Eqs. (13) and (14), we obtain

$$P_1(> \nu) \approx \frac{1}{2} \operatorname{erfc} \left(\frac{\nu}{\sqrt{2}} \right) + \sum_{N=3}^{\infty} \frac{1}{\sqrt{2\pi}} \frac{w_s^{(N,0)}}{N!} H_{N-1}(\nu) e^{-\nu^2/2} \quad (33)$$

$$\begin{aligned} P_2(> \nu, r) \approx & \left[\frac{1}{2} \operatorname{erfc} \left(\frac{\nu}{\sqrt{2}} \right) \right]^2 + \sqrt{\frac{1}{2\pi}} \operatorname{erfc} \left(\frac{\nu}{\sqrt{2}} \right) \sum_{N=3}^{\infty} \frac{w_s^{(N,0)}}{N!} H_{N-1}(\nu) e^{-\nu^2/2} \\ & + \frac{1}{2\pi} \sum_{N=2}^{\infty} \sum_{m=1}^{N-1} \frac{w_s^{(N,m)}}{m!(N-m)!} H_{m-1}(\nu) H_{N-m-1}(\nu) e^{-\nu^2} , \end{aligned} \quad (34)$$

where we have neglected terms beyond linear order. Thus, the two-point correlation function of thresholded regions reads

$$\begin{aligned} \xi_{>\nu}(r) &= \frac{2}{\pi} \left[\operatorname{erfc} \left(\frac{\nu}{\sqrt{2}} \right) \right]^{-2} \sum_{N=2}^{\infty} \sum_{m=1}^{N-1} \frac{w_s^{(N,m)}}{m!(N-m)!} H_{m-1}(\nu) H_{N-m-1}(\nu) e^{-\nu^2} \\ &= \sum_{N=2}^{\infty} \sum_{m=1}^{N-1} \frac{c_m c_{N-m}}{m!(N-m)!} \xi_s^{(N,m)}(r) . \end{aligned} \quad (35)$$

As can easily be seen, a local deterministic mapping

$$\delta_{>\nu}(\mathbf{x}) = \sum_{N=0}^{\infty} \frac{c_N}{N!} [\delta_s(\mathbf{x})]^N , \quad (36)$$

yields the same result at leading order (the renormalization of the bias parameters c_N discussed in the previous Section for the Gaussian case will apply at second and higher order). This shows that, at first order in $\xi_s^{(N,m)}$, the correlation of thresholded regions with primordial non-Gaussianity is equivalent to a local deterministic bias relation. Note that, for non-Gaussian initial conditions, an effective first-order bias defined through $c_{1,\text{eff}} \equiv \sqrt{\xi_{>\nu}(r)/\xi_s(r)}$ is generally scale-dependent.

2. Power spectrum of thresholded regions

We now Fourier-transform Eq. (35), and investigate the separate terms. For simplicity and without loss of generality, we will assume that a single non-Gaussian N -point function ($N > 3$) dominates. We then have

$$P_{>\nu}(k) = c_1^2 P_s(k) + \sum_{m=1}^{N-1} \frac{c_m c_{N-m}}{m!(N-m)!} \tilde{\xi}_s^{(N,m)}(k) . \quad (37)$$

Here, $P_s(k) = W_{R_s}^2(k) P(k)$ is the matter power spectrum smoothed on scale R_s . Let us consider the term $m = 1$ first. It is in fact identical to the term $m = N - 1$. We have

$$\begin{aligned} \tilde{\xi}_s^{(N,1)}(k) &= \prod_{i=1}^{N-1} \left(\int \frac{d^3 k_i}{(2\pi)^3} \right) \xi_s^{(N)}(\mathbf{k}, \mathbf{k}_1, \dots, \mathbf{k}_{N-1}) (2\pi)^3 \delta_D(\mathbf{k} + \mathbf{k}_1 + \dots + \mathbf{k}_{N-1}) \\ &= \mathcal{M}_s(k) \prod_{i=1}^{N-2} \left(\int \frac{d^3 k_i}{(2\pi)^3} \mathcal{M}_s(k_i) \right) \mathcal{M}_s(q) \xi_{\Phi}^{(N)}(\mathbf{k}, \mathbf{k}_1, \dots, \mathbf{k}_{N-2}, \mathbf{q}; X) . \end{aligned} \quad (38)$$

Here, $\mathbf{q} = -\mathbf{k}_1 - \dots - \mathbf{k}_{N-2} - \mathbf{k}$, and X is a set of variables characterizing the primordial N -point function such as $f_{\text{NL}}, g_{\text{NL}}, n_f$ depending on the details of the model of non-Gaussianity. In the second line, we have used the fact that the matter N -point function is related to the N -point function of the potential Φ through

$$\xi_s^{(N)}(\mathbf{k}_1, \dots, \mathbf{k}_N) = \left(\prod_{i=1}^N \mathcal{M}_s(k_i) \right) \xi_{\Phi}^{(N)}(\mathbf{k}_1, \dots, \mathbf{k}_N; X) . \quad (39)$$

Note that the scaling of $\tilde{\xi}_s^{(N,1)}$ in the large-scale limit ($k \rightarrow 0$) depends on the scaling of $\xi_\Phi^{(N)}$ in the *squeezed limit*, where one argument (k) is much smaller than the others (k_1, \dots, k_{N-2}, q).

Next, consider the term with $m = 2$ (again, it is equal to the term $m = N - 2$). A similar calculation leads to

$$\begin{aligned}\tilde{\xi}_s^{(N,2)}(k) &= \prod_{i=1}^{N-1} \left(\int \frac{d^3 k_i}{(2\pi)^3} \right) \xi_s^{(N)}(\mathbf{k} - \mathbf{k}_1, \mathbf{k}_1, \dots, \mathbf{k}_{N-1}) (2\pi)^3 \delta_D(\mathbf{k} + \mathbf{k}_2 + \dots + \mathbf{k}_{N-1}) \\ &= \prod_{i=1}^{N-2} \left(\int \frac{d^3 k_i}{(2\pi)^3} \mathcal{M}_s(k_i) \right) \mathcal{M}_s(|\mathbf{k} - \mathbf{k}_1|) \mathcal{M}_s(q) \xi_\Phi^{(N)}(\mathbf{k} - \mathbf{k}_1, \mathbf{k}_1, \dots, \mathbf{k}_{N-2}, \mathbf{q}; X),\end{aligned}\quad (40)$$

where now $\mathbf{q} = -\mathbf{k} - \mathbf{k}_2 - \dots - \mathbf{k}_{N-2}$. In the large-scale (small- k) limit, $|\mathbf{k} - \mathbf{k}_1| \gg k$, so that $\tilde{\xi}_s^{(N,2)}$ approaches a constant. One can easily verify that this also holds for all $m \geq 3$ terms. On large scales, these terms thus all add white-noise contributions to the power spectrum of thresholded regions, and only the terms with $m = 1, N - 1$ contribute to the scale-dependent bias. Note, however, that the white-noise corrections which appear for non-Gaussianity of order $N \geq 4$ can be quite significant [14].

A general feature of the non-Gaussian power spectrum of tracers in the thresholding approach is now clear: the presence of a primordial N -point function generates a dependence of $P_{>\nu}(k)$ on the bias c_{N-1} through $\tilde{\xi}_s^{(N,1)}(k)$, which depends on the scaling of $\xi_\Phi^{(N)}$ in the squeezed limit. The former has also been pointed out by [41–43], who studied the non-Gaussian bias in the local, constant- f_{NL} model. As shown here, this conclusion also holds if we were to consider any local bias mapping of the form Eq. (36) (at leading order in the non-Gaussian N -point function). We can then rewrite Eq. (37) as

$$\begin{aligned}P_{>\nu}(k) &= c_1^2 P_s(k) + 2 \frac{c_1 c_{N-1}}{(N-1)!} \tilde{\xi}_s^{(N,1)}(k) \\ &= \left[c_1^2 + 2 \frac{4}{(N-1)!} c_1 c_{N-1} \sigma_{0s}^2 \mathcal{M}_s^{-1}(k) \mathcal{F}_s^{(N)}(k, X) \right] P_s(k).\end{aligned}\quad (41)$$

The factor of 2 comes from the sum of the $m = 1, N - 1$ terms, and we have introduced the shape factor

$$\begin{aligned}\mathcal{F}_R^{(N)}(k, X) &\equiv \frac{\mathcal{M}_R^{-1}(k)}{4\sigma_{0R}^2 P_\phi(k)} \tilde{\xi}_R^{(N,1)}(k) \\ &= \frac{1}{4\sigma_{0R}^2 P_\phi(k)} \left\{ \prod_{i=1}^{N-2} \int \frac{d^3 k_i}{(2\pi)^3} \mathcal{M}_R(k_i) \right\} \mathcal{M}_R(q) \xi_\Phi^{(N)}(\mathbf{k}_1, \dots, \mathbf{k}_{N-2}, \mathbf{q}, k\hat{\mathbf{z}}; X),\end{aligned}\quad (42)$$

where $\hat{\mathbf{z}}$ is some arbitrary unit vector. Noting that $P_{>\nu} = (c_1^2 + 2c_1 \Delta c_1) P_s$ to leading order in the non-Gaussian corrections, we can identify the scale-dependent correction to the linear bias as

$$\Delta c_1(k) = \frac{4c_{N-1}}{(N-1)!} \sigma_{0s}^2 \frac{\mathcal{F}_s^{(N)}(k)}{\mathcal{M}_s(k)}.\quad (43)$$

In the rest of this Section, we derive the non-Gaussian correction to the clustering of thresholded regions for the four models of primordial NG we consider in this paper. It will prove useful to define general spectral moments through

$$\sigma_{\alpha R}^2 \equiv \frac{1}{2\pi^2} \int_0^\infty dk k^{2(\alpha+1)} P_\phi(k) \mathcal{M}_R^2(k).\quad (44)$$

3. Local non-Gaussianity

For the cubic local model, described by primordial three- and four-point functions [Sec. II A 1], Eq. (41) becomes

$$P_{>\nu}(k) = \left[c_1^2 + 4c_1 c_2 \sigma_{0s}^2 \mathcal{M}_s^{-1}(k) \mathcal{F}_s^{(3)}(k, X) + \frac{4c_1 c_3}{3} \sigma_{0s}^2 \mathcal{M}_s^{-1}(k) \mathcal{F}_s^{(4)}(k, X) \right] P_s(k),\quad (45)$$

where $\mathcal{F}_s^{(3)}(k, f_{\text{NL}})$ is precisely equal to the form factor introduced by [6, 31]. Focusing on the quadratic case first, note that on large scales, $\mathcal{F}_s^{(3)} \simeq f_{\text{NL}}$ and the power spectrum for $g_{\text{NL}} = 0$ becomes

$$P_{>\nu}(k) = [c_1^2 + 4f_{\text{NL}} c_1 c_2 \sigma_{0s}^2 \mathcal{M}_s^{-1}(k)] P_s(k).\quad (46)$$

From the above equation, it is clear that the scale dependence of the non-Gaussian bias is $\Delta b(k) \propto \mathcal{M}_s^{-1}(k) \propto k^{-2}$. For high thresholds $\nu \gg 1$ in particular, the Gaussian bias parameters c_N approach ν^N/σ_{0s}^N so that we can approximate the coefficient of the non-Gaussian correction as $c_2\sigma_{0s}^2 \simeq c_1\delta_c$. Therefore, we recover the expression of [6],

$$P_{>\nu}(k) \stackrel{\nu \gg 1}{\simeq} b_1^2 \left[1 + 4f_{\text{NL}} \frac{\delta_c}{\mathcal{M}_s(k)} \right] P_s(k), \quad (47)$$

upon replacing c_1 with b_1 (i.e., assuming a narrow mass bin).

For the local $g_{\text{NL}}\phi^3$ model, note that

$$P_s(k) = \mathcal{M}_s^2(k) [1 + 6g_{\text{NL}}\sigma_\phi^2] P_\phi(k) \quad (48)$$

The matter power spectrum $P_s(k)$ thus contains $\sigma_\phi^2 \equiv \langle \phi^2 \rangle$, which has a logarithmic divergence for both large and small scales [44]. In reality, the finite survey size and the free-streaming scale of dark matter provide low- and high- k cut-offs. In simulations, the finite box size and the resolution provide such cutoffs [14].

On large scales, the shape factor $\mathcal{F}_s^{(4)}$ generated by the local trispectrum rapidly converges towards $(3/4)g_{\text{NL}}\sigma_{0s}^2 S_{s,\text{loc}}^{(3)}$, where

$$S_{s,\text{loc}}^{(3)} \equiv \frac{6}{\sigma_{0s}^4} \int \frac{d^3 k_1}{(2\pi)^3} \mathcal{M}_s(k_1) P_\phi(k_1) \int \frac{d^3 k_2}{(2\pi)^3} \mathcal{M}_s(k_2) P_\phi(k_2) \mathcal{M}_s(|\mathbf{k}_1 + \mathbf{k}_2|). \quad (49)$$

is the skewness parameter of the density field smoothed on scale R_s , $\langle \delta_s^3 \rangle / \langle \delta_s^2 \rangle^2$, in a local f_{NL} model with $f_{\text{NL}} = 1$. Therefore, the non-Gaussian contribution to the power spectrum in a pure g_{NL} model becomes

$$\Delta P_{>\nu}(k) \stackrel{k \rightarrow 0}{\simeq} c_1 c_3 g_{\text{NL}} \sigma_{0s}^4 S_{s,\text{loc}}^{(3)} \mathcal{M}_s(k) P_\phi(k). \quad (50)$$

Note that the non-Gaussian bias also has a scale-dependence of k^{-2} . For high peaks $\nu \gg 1$, $c_1 c_3 \sigma_{0s}^4 = c_1^2 \delta_c^2$, and we recover Eq. (21) of [14] upon replacing c_1 by b_1 . In general however, the correct coefficient in the thresholding calculation is the third-order bias c_3 .

4. Scale-dependent and non-local non-Gaussianity

For the k -dependent local bispectrum Eq. (5), the power spectrum of thresholded regions is

$$P_{>\nu}(k) = \left[c_1^2 + 4c_1 c_2 \sigma_{0s}^2 \mathcal{M}_s^{-1}(k) \mathcal{F}_s^{(3)}(k, f_{\text{NL}}, n_f) \right] P_s(k) \quad (51)$$

where the redshift independent function $\mathcal{F}_s^{(3)}(k, f_{\text{NL}}, n_f)$ is computed from Eq. (42) on inserting Eq. (5):

$$\mathcal{F}_s^{(3)}(k, f_{\text{NL}}, n_f) = \frac{1}{2\sigma_{0s}^2} \frac{f_{\text{NL}}(k_p)}{k_p^{n_f}} \int \frac{d^3 q}{(2\pi)^3} \mathcal{M}_s(q) \mathcal{M}_s(|\mathbf{k} - \mathbf{q}|) P_\phi(q) \left[k^{n_f} \frac{P_\phi(|\mathbf{k} - \mathbf{q}|)}{P_\phi(k)} + 2q^{n_f} \right] \quad (52)$$

On large scales, the shape factor converges towards

$$\mathcal{F}_s^{(3)}(k, f_{\text{NL}}, n_f) \stackrel{k \rightarrow 0}{\simeq} \frac{1}{\sigma_{0s}^2} \frac{f_{\text{NL}}(k_p)}{k_p^{n_f}} \int \frac{d^3 q}{(2\pi)^3} \mathcal{M}_s^2(q) P_\phi(q) q^{n_f} = \frac{1}{\sigma_{0s}^2} \frac{f_{\text{NL}}(k_p)}{k_p^{n_f}} \sigma_{\alpha s}^2, \quad (53)$$

where $\sigma_{\alpha s}$ is the spectral moment evaluated for $\alpha = n_f/2$. Therefore, the non-Gaussian correction to the peak power spectrum becomes

$$\Delta P_{>\nu}(k) \stackrel{k \rightarrow 0}{\simeq} 4c_1 c_2 f_{\text{NL}}(k_p) k_p^{-n_f} \sigma_{\alpha s}^2 \mathcal{M}_s^{-1}(k) P_s(k). \quad (54)$$

This result agrees with that of [15, 19] in the high-peak limit only, for which $c_1 c_2 \approx (\nu/\sigma_{0s})^3$.

Finally, for the folded, orthogonal and equilateral bispectrum shapes, the power spectrum of thresholded regions is also given by Eq. (51), with $\mathcal{F}_s^{(3)}$ obtained from an integration over Eq. (6) and Eq. (8), respectively [31]. In the limit $k \ll 1$, we can set $\mathcal{M}_s(q) \approx \mathcal{M}_s(k_1)$ and, on expanding $P_\phi(q)$ at second order in k/k_1 , we arrive at

$$\Delta P_{>\nu}(k) \stackrel{k \rightarrow 0}{\simeq} 6A c_1 c_2 f_{\text{NL}} \sigma_{\alpha s}^2 k^{-2\alpha} \mathcal{M}_s(k) P_\phi(k), \quad (55)$$

with $A = 1$, $\alpha = (n_s - 4)/6 \approx -1/2$ (folded shape), $A = -2$, $\alpha = (n_s - 4)/6 \approx -1/2$ (orthogonal shape) and $A = 2$, $\alpha = (n_s - 4)/3 \approx -1$ (equilateral shape). Again, we recover the high-peak expression [5] if we take the limit $\nu \rightarrow \infty$.

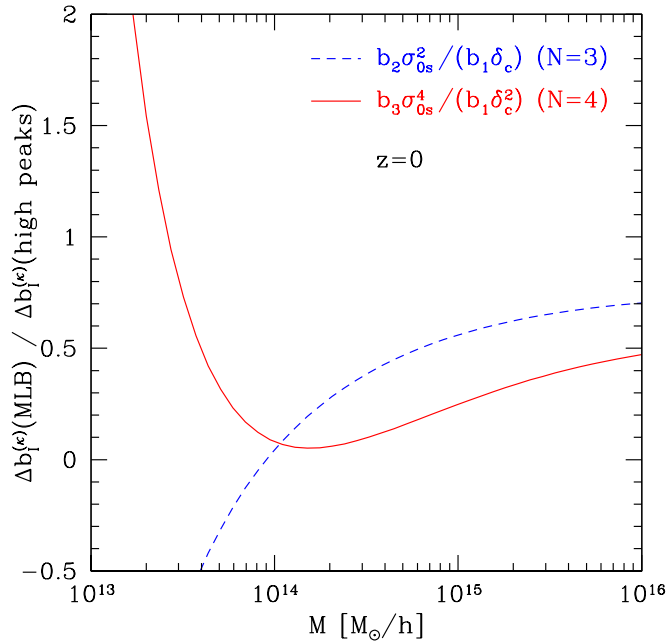


FIG. 1: Ratio of the non-Gaussian correction to the linear bias predicted by the statistics of thresholded regions to that obtained in the high-peak limit. For a non-zero primordial bispectrum ($N = 3$) and trispectrum ($N = 4$), this ratio is equal to $b_2\sigma_{0s}^2/(b_1\delta_c)$ and $b_3\sigma_{0s}^4/(b_1\delta_c^2)$, respectively. Note that it depends on the order N but not on the specific shape of the primordial correlation function. Results are shown at $z = 0$ as a function of halo mass M . The Gaussian bias parameters b_N are computed from a Sheth-Tormen mass function.

5. Beyond the high-peak limit

Fig. 1 shows the ratio of the non-Gaussian linear bias correction arising from the statistics of thresholded regions to that obtained in the high-peak approximation. In the literature, c_N is conventionally replaced with b_N , so that this ratio becomes $b_2\sigma_{0s}^2/(b_1\delta_c)$ for a primordial bispectrum, and $b_3\sigma_{0s}^4/(b_1\delta_c^2)$ for a primordial trispectrum. Note that these quantities do not depend on the shape of the polyspectrum considered. The results are shown at $z = 0$ using the Gaussian bias factors b_N derived from the Sheth-Tormen mass function [45, 46] with $p = 0.3$ and $q = 0.75$, via the PBS approach. These predictions are clearly at odds with the simulation results: firstly, for the local bispectrum shape with constant f_{NL} , there is no evidence of a large suppression relative to the high-peak expression [9–11, 47] (the correction factor of ~ 0.8 advocated by [10, 11] likely applies for friends-of-friends halo finders solely; see [5] for a discussion). Secondly, the simulation studies of [15, 16] unambiguously show that the correction to the high-peak expression depends on the shape of the bispectrum. Thirdly, while the suppression seen in Fig. 1 for $M \gtrsim 10^{14} M_\odot/h$ is qualitatively consistent with that measured for the $g_{\text{NL}}\phi^3$ model for highly biased halos [14], the sharp upturn below $\sim 10^{13} M_\odot/h$ is inconsistent with the findings of [14] at high significance. This appears to exclude the statistics of thresholded regions and, more generally, local bias expansions of the form Eq. (36) as a viable framework to calculate non-Gaussian bias corrections, at least for realistic halo masses ($\lesssim 10^{15} M_\odot$). We return to these issues in Sec. VI.

IV. PEAK-BACKGROUND SPLIT: SEPARATION OF SCALES

In this Section, we present our second derivation of the non-Gaussian, scale-dependent halo bias, based on the peak-background split argument. We show that the fact that the cumulants of the density field depend on the smoothing scale R_s induces an important and previously overlooked contribution to the non-Gaussian bias correction.

In this approach, we make a separation of scales and split all perturbations δ , ϕ , etc. into their long-wavelength (subscript “ L ”) and short-wavelength (subscript “ S ”) pieces, e.g.

$$\delta = \delta_L + \delta_S, \quad \phi = \phi_L + \phi_S, \quad \dots \quad (56)$$

Here, short wavelengths signify the scales which impact halo formation ($\lesssim 10 - 100 \text{ Mpc}/h$), while long wavelengths correspond to the scales on which we would like to measure the clustering of halos ($\gtrsim 100 \text{ Mpc}/h$). For a Gaussian

density field with independent Fourier modes, the L and S pieces are statistically independent. In the presence of non-Gaussianity, this is no longer the case. As we will see shortly, it will be convenient to apply the peak-background split to the Gaussian primordial curvature perturbation ϕ . This approach isolates the effect of mode-coupling introduced by primordial non-Gaussianity, allowing for direct physical insights. To avoid confusion, we shall denote the physical, non-Gaussian density field by $\hat{\delta}$, to distinguish it from the Gaussian density field δ related to the Gaussian potential ϕ .

A. General cubic non-Gaussianity

Consider the case of weakly non-Gaussian potential perturbations described via non-zero three- and four-point functions. We can capture the non-Gaussian corrections by generalizing the cubic local ansatz Eq. (2) in Fourier space:

$$\begin{aligned} \Phi(\mathbf{k}) = & \phi(\mathbf{k}) + f_{\text{NL}} \int \frac{d^3 k_1}{(2\pi)^3} \int \frac{d^3 k_2}{(2\pi)^3} \omega^{(2)}(\mathbf{k}_1, \mathbf{k}_2) \phi(\mathbf{k}_1) \phi(\mathbf{k}_2) \delta_D(\mathbf{k} - \mathbf{k}_{12}) \\ & + g_{\text{NL}} \int \frac{d^3 k_1}{(2\pi)^3} \int \frac{d^3 k_2}{(2\pi)^3} \int \frac{d^3 k_3}{(2\pi)^3} \omega^{(3)}(\mathbf{k}_1, \mathbf{k}_2, \mathbf{k}_3) \phi(\mathbf{k}_1) \phi(\mathbf{k}_2) \phi(\mathbf{k}_3) \delta_D(\mathbf{k} - \mathbf{k}_{123}) , \end{aligned} \quad (57)$$

where $\mathbf{k}_{12\dots} = \mathbf{k}_1 + \mathbf{k}_2 + \dots$, and the two kernels $\omega^{(2)}, \omega^{(3)}$ are related to the three- and four-point function, respectively [19]. The relation is in general ambiguous, i.e. different kernels can yield the same three- and four-point functions. However, the large-scale limit of the non-Gaussian bias depends on the squeezed limit of the N -point functions, as we have seen in Sec. III. In this limit, the kernels $\omega^{(2)}, \omega^{(3)}$ are unique [71].

One possible choice of kernels, which has the nice property (for analytical calculations) of being fully symmetric, is

$$\omega^{(2)}(\mathbf{k}_1, \mathbf{k}_2) = \frac{1}{2f_{\text{NL}}} \frac{\xi_{\Phi}^{(3)}(\mathbf{k}_1, \mathbf{k}_2, \mathbf{k}_3)}{P_1 P_2 + 2 \text{ perm.}} \quad (58)$$

$$\omega^{(3)}(\mathbf{k}_1, \mathbf{k}_2, \mathbf{k}_3) = \frac{1}{6g_{\text{NL}}} \frac{\xi_{\Phi}^{(4)}(\mathbf{k}_1, \mathbf{k}_2, \mathbf{k}_3, \mathbf{k}_4)}{P_1 P_2 P_3 + 3 \text{ perm.}} , \quad (59)$$

where in the first line, $k_3 = |\mathbf{k}_{12}|$, while in the second line, $k_4 = |\mathbf{k}_{123}|$, and $P_i \equiv P_{\phi}(k_i)$. We have pulled out the coefficients f_{NL} and g_{NL} for convenience. Note that, in general, the four-point function also contains terms of order f_{NL}^2 , which we assume to be included in $\xi_{\Phi}^{(4)}$ even though we parameterize the amplitude by a single coefficient g_{NL} .

Eq. (58) is analogous to the kernel $\bar{W}(\mathbf{k}_1, \mathbf{k}_2)$ defined in [19], and Eq. (59) is the straightforward generalization to the cubic case. Note that we define the kernels in terms of ϕ here, while they are defined in terms of $\phi_0(k) \equiv T(k)\phi(k)$ in [19]. The final result (in the large-scale limit) is independent of this choice of kernel, which yields $\omega^{(2)} = \omega^{(3)} = 1$ for the local model.

In the next subsection, we first calculate the effect of long-wavelength perturbations ϕ_L, δ_L on the statistics of the small-scale density field δ_S . We then derive expressions for the non-Gaussian halo bias for general cubic non-Gaussianity.

1. Effect of long-wavelength perturbations on the density field

We begin by applying the separation of scales, Eq. (56), to Eq. (57). Clearly, for the quadratic part we will obtain the combinations (SS) , (SL) , and (LL) , while the cubic part yields (SSS) , (SSL) , (SLL) , (LLL) . The terms involving L solely do not influence halo abundance (since they do not contribute significantly to the moments of the small-scale density field). The terms involving S -perturbations only increase the variance, skewness, and kurtosis of the small-scale density field. They may thus affect the abundance of halos. However, they do so in a scale-independent way and, thereby, induce at most a scale-independent bias correction. Hence, in order to derive the (scale-dependent) effect of non-Gaussianity on halo clustering, we only need to retain the mixed terms.

We now want to derive an expression for the non-Gaussian small-scale density field $\hat{\delta}_S(k) = \mathcal{M}(k)\Phi_S$. We obtain it by multiplying the short-wavelength part of Eq. (57) by $\mathcal{M}(k)$. Next, we apply a trick, noting that $\mathcal{M}(k) \propto k^2$, and $k^2 = [\mathbf{k}_1 + (\mathbf{k} - \mathbf{k}_1)]^2$. Thus,

$$\mathcal{M}(k) = \mathcal{M}(k_1) + \mathcal{M}(|\mathbf{k} - \mathbf{k}_1|) + \mathcal{O}(\mathbf{k}_1 \cdot [\mathbf{k} - \mathbf{k}_1]) . \quad (60)$$

When inserting Eq. (60) into the first line of Eq. (57), we see that for the local model, where $\omega^{(2)} = 1$, the last term in Eq. (60) corresponds to the Fourier transform of $\nabla\phi_L \cdot \nabla\phi_S$ (recall that we are only dealing with mixed terms). When averaging over a region where $\nabla\phi_L$ is approximately a constant gradient, this term vanishes since ϕ_S is uncorrelated with ϕ_L (see also [8] for a different procedure in the local case). Below we will perform precisely such an averaging procedure. A similar reasoning can be applied to the non-local case. Hence we will drop this term and its analogs in the cubic part of Eq. (57). Note that we have neglected the k -dependence of the transfer function here. One can circumvent this by defining the kernel in terms of ϕ_0 , as done in [19]. Eq. (60) and its generalization to several k_i then lead to

$$\begin{aligned} \hat{\delta}_S(\mathbf{k}) = & \delta_S(\mathbf{k}) + 2f_{\text{NL}} \int \frac{d^3 k_1}{(2\pi)^3} \omega^{(2)}(\mathbf{k}_1, \mathbf{k} - \mathbf{k}_1) [\delta_L(\mathbf{k}_1)\phi_S(\mathbf{k} - \mathbf{k}_1) + \delta_S(\mathbf{k}_1)\phi_L(\mathbf{k} - \mathbf{k}_1)] \\ & + 3g_{\text{NL}} \int \frac{d^3 k_1}{(2\pi)^3} \int \frac{d^3 k_2}{(2\pi)^3} \omega^{(3)}(\mathbf{k}_1, \mathbf{k}_2, \mathbf{k} - \mathbf{k}_{12}) [2\phi_L\delta_L\phi_S + \phi_L\phi_L\delta_S + 2\phi_L\phi_S\delta_S + \delta_L\phi_S\phi_S] . \end{aligned} \quad (61)$$

In the second line, we have omitted the arguments of ϕ , δ for brevity (the factors in each product are evaluated at \mathbf{k}_1 , \mathbf{k}_2 , and $\mathbf{k} - \mathbf{k}_{12}$, respectively).

In the presence of non-Gaussianity, the statistical properties of $\hat{\delta}_S$ can be derived straightforwardly from Eq. (61) by taking advantage of the fact that ϕ_S , δ_S are *Gaussian* fields. We will consider a region of “intermediate” size $R \gg R_s$ over which the long-wavelength perturbations can be considered constant. This approximation will break down when predicting the clustering on scales which contribute significantly to σ_{0s} (see the discussion below and in [19]). We then calculate the variance and skewness of $\hat{\delta}_S$ in the presence of “external” perturbations ϕ_L , δ_L . To compute the variance for instance, we calculate $\langle \hat{\delta}_S(\mathbf{k})\hat{\delta}_S(\mathbf{k}') \rangle$ and integrate over \mathbf{k} . It is sufficient to consider a single (for the quadratic terms) or two independent (for the cubic terms) long-wavelength Fourier modes and, hence, omit the integrals over k_1 , k_2 . This is because we will eventually take derivatives with respect to single long-wavelength Fourier modes in order to derive the non-Gaussian scale-dependent bias. The variance on scale R_s reads

$$\begin{aligned} \hat{\sigma}_{0s}^2 \equiv \langle \hat{\delta}_{S,R_s} \hat{\delta}_{S,R_s} \rangle_R = & \sigma_{0s}^2 + 4f_{\text{NL}} [\phi_L(\mathbf{k})\sigma_{\omega_s}^2(k) + \delta_L(\mathbf{k})\sigma_{\omega\phi_s}^2(k)] \\ & + 6g_{\text{NL}}\phi_L(\mathbf{k}_1)\phi_L(\mathbf{k}_2)\sigma_{\omega_s}^2(\mathbf{k}_1, \mathbf{k}_2) + 6g_{\text{NL}} [\phi_L(\mathbf{k}_1)\delta_L(\mathbf{k}_2) + \phi_L(\mathbf{k}_2)\delta_L(\mathbf{k}_1)] \sigma_{\omega\phi_s}^2(\mathbf{k}_1, \mathbf{k}_2) , \end{aligned} \quad (62)$$

where $\langle \cdot \rangle_R$ indicates an average over a given intermediate region of size R . Note that the terms from quadratic non-Gaussianity are linear in ϕ_L , δ_L , while those from cubic non-Gaussianity are quadratic in ϕ_L , δ_L . For Eq. (62), we have defined the following k -dependent spectral moments (not to be confounded with Eq. (44), which does not depend on k):

$$\sigma_{\omega_s}^2(k) \equiv \int \frac{d^3 k_s}{(2\pi)^3} \omega^{(2)}(\mathbf{k}, \mathbf{k}_s) \mathcal{M}_s^2(k_s) P_\phi(k_s) \quad (63)$$

$$\sigma_{\omega\phi_s}^2(k) \equiv \int \frac{d^3 k_s}{(2\pi)^3} \omega^{(2)}(\mathbf{k}, \mathbf{k}_s) \mathcal{M}_s(k_s) P_\phi(k_s) \quad (64)$$

$$\sigma_{\omega_s}^2(\mathbf{k}_1, \mathbf{k}_2) \equiv \int \frac{d^3 k_s}{(2\pi)^3} \omega^{(3)}(\mathbf{k}_1, \mathbf{k}_2, \mathbf{k}_s) \mathcal{M}_s^2(k_s) P_\phi(k_s) \quad (65)$$

$$\sigma_{\omega\phi_s}^2(\mathbf{k}_1, \mathbf{k}_2) \equiv \int \frac{d^3 k_s}{(2\pi)^3} \omega^{(3)}(\mathbf{k}_1, \mathbf{k}_2, \mathbf{k}_s) \mathcal{M}_s(k_s) P_\phi(k_s) \quad (66)$$

In the following, we will ignore the term $4f_{\text{NL}}\delta_L\sigma_{\omega\phi_s}^2$ since it only generates a very small ($\lesssim 10^{-4}f_{\text{NL}}$) scale-independent correction to the halo bias.

At cubic order in Eq. (61), there are two terms of the type (*LSS*). These terms indicate that the small-scale density acquires a skewness (third moment) which is modulated by long-wavelength perturbations. We will only include the effect of the first term, $6g_{\text{NL}}\phi_L\phi_S\delta_S$, as the second term proportional to $\delta_L\phi_S^2$ only produces a scale-independent correction to the halo bias. The three-point function of the small-scale density field induced by a single long-wavelength perturbation $\phi_L(\mathbf{k}_l)$ is given by

$$\begin{aligned} \langle \delta(\mathbf{k})\delta(\mathbf{k}')\delta(\mathbf{k}'') \rangle_R = & 3g_{\text{NL}}\phi_L(\mathbf{k}_l) (2\pi)^3 \delta_D(\mathbf{k} + \mathbf{k}' + \mathbf{k}'') \mathcal{M}(k)\mathcal{M}(k')\mathcal{M}(k'') \\ & \times \left\{ \left[\omega^{(3)}(\mathbf{k}_l, \mathbf{k}', \mathbf{k}'') + \omega^{(3)}(\mathbf{k}_l, \mathbf{k}'', \mathbf{k}') \right] P_\phi(k')P_\phi(k'') + 2 \text{ perm.} \right\} , \end{aligned} \quad (67)$$

where “2 perm” indicates the two cyclic permutations of (k, k', k'') . Recall that the subscript R on the expectation value indicates averaging over a region where ϕ_L is approximately constant. In deriving Eq. (67), we have used that

$k = |\mathbf{k}' + \mathbf{k}''|$, so that $\mathcal{M}(k') + \mathcal{M}(k'') \approx \mathcal{M}(k)$ on large scales. Thus, the three-point function of the small-scale density field induced by a long-wavelength perturbation in cubic non-Gaussianity is equivalent to that arising in a *quadratic* model of non-Gaussianity described by the effective three-point function

$$\xi_{\Phi, \text{eff}}^{(3)}(\mathbf{k}, \mathbf{k}', \mathbf{k}'') = f_{\text{NL,eff}}(\mathbf{k}_l) \left\{ \left[\omega^{(3)}(\mathbf{k}_l, \mathbf{k}', \mathbf{k}'') + \omega^{(3)}(\mathbf{k}_l, \mathbf{k}'', \mathbf{k}') \right] P_\phi(k') P_\phi(k'') + 2 \text{ perm} \right\}, \quad (68)$$

where $f_{\text{NL,eff}} = 3g_{\text{NL}}\phi_L(\mathbf{k}_l)$. Note that $\xi_{\Phi, \text{eff}}^{(3)}$ generally depends on the scale k_l of the long-wavelength perturbation. We can now calculate the skewness parameter of the small-scale non-Gaussian density field, taking out the scaling with the long-wavelength mode ϕ_L :

$$\hat{S}_s^{(3)} \equiv \frac{\langle \hat{\delta}_{s, R_s}^3 \rangle_R}{\langle \hat{\delta}_{s, R_s}^2 \rangle_R^2} = 3g_{\text{NL}}\phi_L(\mathbf{k}_l) S_{\omega_s}^{(3)}(k_l), \quad (69)$$

$$S_{\omega_s}^{(3)}(k_l) \equiv \frac{6}{\sigma_{0s}^4} \int \frac{d^3 k_1}{(2\pi^3)} \mathcal{M}_s(k_1) P_\phi(k_1) \int \frac{d^3 k_2}{(2\pi^3)} \mathcal{M}_s(k_2) P_\phi(k_2) \\ \times \omega^{(3)}(\mathbf{k}_l, \mathbf{k}_1, \mathbf{k}_2) \mathcal{M}_s(|\mathbf{k}_1 + \mathbf{k}_2|). \quad (70)$$

Here, we have noted that $\langle \hat{\delta}_s^3 \rangle$ is already linear in g_{NL} , so that we can set $\langle \hat{\delta}_s^2 \rangle = \sigma_{0s}^2$.

Summarizing, the effect of long-wavelength modes in general cubic non-Gaussianity is to rescale the local small-scale variance of the density field [Eq. (61)], as was discussed for the quadratic case in [4, 7, 19]. This rescaling is linear in the long-wavelength modes for the quadratic (f_{NL}) term, and quadratic in δ_L , ϕ_L for the cubic (g_{NL}) term. The terms quadratic in the L -modes induce a non-Gaussian correction to the second order bias b_{II} . We will not consider this correction here as it does not significantly impact the halo power spectrum. Furthermore, a long wavelength mode in a cubic model also induces a local three-point function (skewness) in the density field [Eq. (67)]: observers in a region with $\phi_L \neq 0$ see a local Universe with an effective quadratic non-Gaussianity described by the “primordial” three-point function $\xi_{\Phi, \text{eff}}^{(3)}$ [Eq. (68)].

2. Non-Gaussian corrections to the linear bias

Let us now consider the halo abundance $\hat{n}_h(\mathbf{x})$ in some region of size R , with $R_s \ll R \ll R_l$, and R_s being the Lagrangian scale associated with a halo mass M . Throughout, we will assume that \hat{n}_h depends only on the matter density ρ_R averaged over R , and the moments of the small-scale fluctuations: $\hat{\sigma}_{0s}^2$, $\hat{S}_s^{(3)}$, \dots . While, in the Gaussian case, a perturbation δ_L only changes the average density [$\rho_R \rightarrow \rho_R(1 + \delta_L)$], it also affects all the cumulants of the density field when the initial conditions are non-Gaussian. Applying the chain rule, we find

$$b_{\text{I}}(k) \equiv \frac{1}{\hat{n}_h} \frac{d\hat{n}_h}{d\delta_L(k)} \Big|_{\delta_L=0} = \frac{\partial \ln \hat{n}_h}{\partial \ln \rho_R} + \frac{\partial \ln \hat{n}_h}{\partial \ln \hat{\sigma}_{0s}} \frac{\partial \ln \hat{\sigma}_{0s}}{\partial \delta_L(k)} + \frac{\partial \ln \hat{n}_h}{\partial \hat{S}_s^{(3)}} \frac{\partial \hat{S}_s^{(3)}}{\partial \delta_L(k)} + \dots \quad (71)$$

Here, \hat{n}_h is the average number density of halos of mass M with non-Gaussian initial conditions, and all derivatives are evaluated at $\delta_L = 0$. Owing to isotropy, $b_{\text{I}}(k)$ only depends on the magnitude of the k -vector. The first term in Eq. (71) is the usual Gaussian bias b_1 , while the second and third terms yield the non-Gaussian corrections. Thus, the non-Gaussian contribution $\Delta b_{\text{I}}(k)$ to the linear bias $b_{\text{I}}(k)$ arises from the dependence of the halo abundance on the variance and skewness of the density field.

Let us deal with the variance first. As we have seen in the last Section, the change in the variance from cubic non-Gaussianity is $\mathcal{O}(\delta_L^2)$. Hence, these terms do not contribute to the *linear* bias and Eq. (61) gives

$$\frac{\partial \ln \hat{\sigma}_{0s}}{\partial \delta_L(k)} \Big|_{\delta_L=0} = 2f_{\text{NL}} \frac{\sigma_{\omega_s}^2(k)}{\sigma_{0s}^2} \mathcal{M}^{-1}(k). \quad (72)$$

Note that this expression in general depends on the smoothing scale R_s or, equivalently, the halo mass M .

To proceed further, we will restrict ourselves to the case of a universal mass function for Gaussian initial conditions. Therefore, the Gaussian halo number density is given by Eq. (11). Throughout this Section, we will not need to specify $f(\nu)$ explicitly. The non-Gaussian halo abundance \hat{n}_h will thus depend on $\hat{\sigma}_{0s}$ through the significance $\nu = \delta_c/\hat{\sigma}_{0s}$ and the Jacobian $\partial \hat{\sigma}_{0s}/\partial \ln M$. Noting that the Gaussian bias is $b_1 = -\delta_c^{-1} d \ln f(\nu)/d \ln \nu$, and taking the derivative of

Eq. (72) with respect to $\ln M$, we obtain

$$\left. \frac{\partial \ln \hat{n}_h}{\partial \ln \sigma_{0s}} \frac{\partial \ln \hat{\sigma}_{0s}}{\partial \delta_L(k)} \right|_{\delta_L=0} = 2f_{\text{NL}} \mathcal{M}^{-1}(k) \frac{\sigma_{\omega s}^2(k)}{\sigma_{0s}^2} [b_1 \delta_c + 2\varepsilon_{\omega s}(k)] , \quad (73)$$

$$\varepsilon_{\omega s}(k) \equiv \frac{\partial \ln \sigma_{\omega s}^2(k)}{\partial \ln \sigma_{0s}^2} - 1 . \quad (74)$$

The second term in the square brackets, $2\varepsilon_{\omega s}(k)$, has previously been neglected [15, 19]. It vanishes in the scale-independent local model, for which $\omega^{(2)} = 1$ and $\sigma_{\omega s} = \sigma_{0s}$, but is non-zero and generally significant for other bispectrum shapes. Physically, this term comes about because a scale-dependent rescaling of the variance [Eq. (72)] also changes the significance interval $d\nu$ that corresponds to a fixed mass interval dM . This in turn affects the abundance of halos at a fixed mass and thus contributes to the non-Gaussian bias. The term is absent in the results of the thresholding approach (Sec. III), since the cumulative two-point correlation $\xi_{>\nu}(r)$ is computed at a fixed smoothing scale R_s . We return to this point in Sec. VI.

In order to derive the effect of cubic non-Gaussianity, we need to determine the dependence of \hat{n}_h on $\hat{S}_s^{(3)}$, i.e. the effect of a primordial three-point function on the average abundance of halos. Different (albeit related) expressions have been proposed for the change in the halo abundance induced by primordial non-Gaussianity [48–55]. For definiteness, we will adopt the prescription of [49] derived from an Edgeworth expansion of $P_1(>\nu)$ (see also Sec. V),

$$\begin{aligned} \hat{n}_h(\rho, \hat{\sigma}_{0s}, \hat{S}_s^{(3)}) &= \bar{n}_h(\rho, \hat{\sigma}_{0s}, 0) \left[1 + \frac{1}{6} \hat{\sigma}_{0s} \hat{S}_s^{(3)} (\nu^3 - 3\nu) + \frac{1}{6} \frac{\partial(\hat{\sigma}_{0s} \hat{S}_s^{(3)})}{\partial \ln \hat{\sigma}_{0s}} \left(\nu - \frac{1}{\nu} \right) \right] \\ &= \bar{n}_h(\rho, \hat{\sigma}_{0s}, 0) \left\{ 1 + \frac{1}{6} \hat{\sigma}_{0s} \hat{S}_s^{(3)} \left[(\nu^3 - 3\nu) + \left(1 + \frac{\partial \ln \hat{S}_s^{(3)}}{\partial \ln \hat{\sigma}_{0s}} \right) \left(\nu - \frac{1}{\nu} \right) \right] \right\} . \end{aligned} \quad (75)$$

In principle however, any other prescription for the response of halo number counts to a small-scale skewness of the density field could be employed here. From Eq. (75), we derive

$$\begin{aligned} \left. \frac{6}{\sigma_{0s}^2} \frac{\partial \ln \hat{n}_h}{\partial \hat{S}_s^{(3)}} \right|_{\delta_L=0} &= \frac{1}{\sigma_{0s}} \left[(\nu^3 - 3\nu) + \left(1 + \frac{\partial \ln \hat{S}_s^{(3)}}{\partial \ln \hat{\sigma}_{0s}} \right) \right]_{\delta_L=0} \left(\nu - \frac{1}{\nu} \right) \\ &= b_2 \delta_c + \left(1 + \frac{\partial \ln \hat{S}_s^{(3)}}{\partial \ln \sigma_{0s}} \right) b_1 . \end{aligned} \quad (76)$$

In the last equality, we have identified the ν -polynomials with the Gaussian peak-background split biases derived from the multiplicity function $f(\nu) = \sqrt{2/\pi} \nu \exp(-\nu^2/2)$, since our parameterization of \hat{n}_h in terms of $\hat{S}_s^{(3)}$ was derived within the Press-Schechter formalism [49]. While for high peaks $\nu \gg 1$, the first term in the last equality will dominate, for more abundant halos the second term can contribute significantly. The latter again arises because of the dependence of $S_{\omega s}^{(3)}$ on the smoothing scale R_s .

Finally, using Eq. (69) we find

$$\left. \frac{\partial \hat{S}_s^{(3)}}{\partial \delta_L(k)} \right|_{\delta_L=0} = 3g_{\text{NL}} \mathcal{M}^{-1}(k) S_{\omega s}^{(3)}(k). \quad (77)$$

Then, using Eq. (71) together with Eqs. (73) and (76), we can assemble the expression for the scale-dependent halo bias in a general, cubic order model of non-Gaussianity:

$$\begin{aligned} \Delta b_1^{(\kappa)}(k) &= 2f_{\text{NL}} \mathcal{M}^{-1}(k) \frac{\sigma_{\omega s}^2(k)}{\sigma_{0s}^2} [b_1 \delta_c + 2\varepsilon_{\omega s}(k)] \\ &\quad + \frac{1}{2} g_{\text{NL}} \mathcal{M}^{-1}(k) \sigma_{0s}^2 S_{\omega s}^{(3)}(k) \left[b_2 \delta_c + \left(1 + \frac{\partial \ln S_{\omega s}^{(3)}(k)}{\partial \ln \sigma_{0s}} \right) b_1 \right] \end{aligned} \quad (78)$$

The superscript (κ) emphasizes that this correction is k -dependent, and distinguishes it from a k -independent non-Gaussian bias which we shall denote with a superscript (ι) . Note that the terms in the first line of Eq. (78) apply for any universal mass function prescription. On the other hand, the coefficients in the square brackets of the second line will change if a different prescription for $\partial \ln \hat{n}_h / \partial \hat{S}_s^{(3)}$ is adopted.

B. Application to models of non-Gaussianity

1. Local non-Gaussianity

In the local model [Eq. (2)], the kernels Eqs. (58)–(59) are simply $\omega^{(2)} = \omega^{(3)} = 1$. Thus, $\sigma_{\omega_s} \rightarrow \sigma_{0s}$, and the skewness $S_{\omega_s}^{(3)}$ induced by a long-wavelength perturbation becomes $S_{s,\text{loc}}^{(3)}$, i.e. the skewness in a local quadratic model with $f_{\text{NL}} = 1$ [Eq. (49)]. A more direct way to derive this result is to note that the (*LSS*) terms in the second line of Eq. (61) are obtained by applying the Poisson equation to an effective non-Gaussian potential

$$\hat{\phi}_S = \phi_S + (3g_{\text{NL}}\phi_L)\phi_S^2. \quad (79)$$

This relation tells us that, in the presence of cubic local non-Gaussianity, a region with a long-wavelength perturbation ϕ_L looks like a Universe with a local quadratic $f_{\text{NL}} = 3g_{\text{NL}}\phi_L$.

Since $\varepsilon_{\omega_s} = 0$, the correction to the first order bias Eq. (78) then simplifies to

$$\Delta b_{\text{I}}^{(\kappa)}(k) = \left[2f_{\text{NL}}b_1\delta_c + \frac{1}{2}g_{\text{NL}}\sigma_{0s}^2 S_{s,\text{loc}}^{(3)} \epsilon_S \right] \mathcal{M}^{-1}(k), \quad (80)$$

where we have defined

$$\epsilon_S \equiv b_2\delta_c + \left(1 + \frac{\partial \ln S_{s,\text{loc}}^{(3)}}{\partial \ln \sigma_{0s}} \right) b_1. \quad (81)$$

The term linear in f_{NL} recovers the well-known result for the local quadratic model (this is due to the fact that $\hat{\sigma}_{0s}/\sigma_{0s} = 1 + 2f_{\text{NL}}\phi_L$ is scale-independent). However, the term linear in g_{NL} departs from the high-peak expression derived in [14] as it includes a correction involving the logarithmic slope of $S_{s,\text{loc}}^{(3)}$ on σ_{0s} . We will return to this point in Sec. VI. In the range $R_s \sim 1 - 10 h^{-1}\text{Mpc}$, the scale dependence of $S_{s,\text{loc}}^{(3)}$ is accurately reproduced by an empirical power-law relation, $S_{s,\text{loc}}^{(3)} \approx 3.08 \times 10^{-4} \hat{\sigma}_{0s}^{-0.855}$ for our fiducial cosmology (this agrees with the findings of [56, 57]). Hence, the second term in Eq. (81) is approximately $0.145 b_1$ and, therefore, not negligible.

The ratio of the peak-background split prediction to the high-peak result is given by $\hat{\sigma}_{0s}^2 \epsilon_S / (b_1 \delta_c^2)$. In Fig. 2, the value of this ratio in the limit $k \rightarrow 0$ is shown as the solid curve. We assume a critical collapse density $\delta_c = 1.69$ and, in the calculation of the Gaussian biases b_N , we employ again a Sheth-Tormen multiplicity function with $p = 0.3$ and $q = 0.75$. As can be seen, the ratio depends strongly on the halo mass M . At the redshift assumed here ($z = 0$), it reverses sign around $M \simeq 7 \times 10^{13} M_\odot/h$.

2. Scale-dependent and non-local non-Gaussianity

We now turn to the other models of primordial non-Gaussianity introduced in Sec. II. Since these are all quadratic models, we can ignore the term linear in g_{NL} in Eq. (78). The dependence of $\Delta b_{\text{I}}(k)$ on the shape of non-Gaussianity enters through the moment $\sigma_{\omega_s}(k)$ [Eq. (63)] and through the new correction proportional to $\partial \ln \sigma_{\omega_s}(k) / \partial \ln \sigma_{0s}$. Since we are interested in the large-scale limit, we can use the scaling of the kernel $\omega^{(2)}$ in the squeezed limit in order to simplify the analytical expressions. For the local quadratic model with k -dependent f_{NL} (see Eq. (5)), the kernel in this limit reduces to

$$\omega(\mathbf{k}, \mathbf{k}_s - \mathbf{k}) \stackrel{k \rightarrow 0}{\simeq} \left(\frac{k_s}{k_p} \right)^{n_f}. \quad (82)$$

As a result,

$$\sigma_{\omega_s}^2(k) = \frac{\sigma_{\alpha s}^2}{k_p^{n_f}}, \quad (83)$$

where $\alpha \equiv n_f/2$ and the spectral moment $\sigma_{\alpha s}$ is defined in Eq. (44) with $R = R_s$. Using the first line of Eq. (78), the non-Gaussian, scale-dependent bias correction is then given by

$$\Delta b_{\text{I,sc.loc.}}^{(\kappa)}(k) = 2f_{\text{NL}}(k_p)k_p^{-n_f} \left(\frac{\sigma_{\alpha s}}{\sigma_{0s}} \right)^2 \left[b_1\delta_c + 2 \left(\frac{\partial \ln \sigma_{\alpha s}}{\partial \ln \sigma_{0s}} - 1 \right) \right] \mathcal{M}^{-1}(k), \quad \alpha = n_f/2. \quad (84)$$

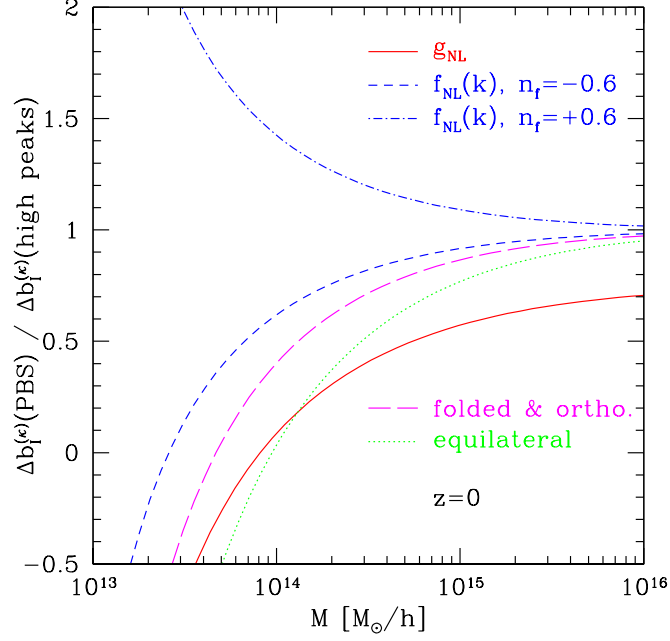


FIG. 2: Ratio of the non-Gaussian correction to the linear bias predicted by the peak-background split approach to that obtained in the high-peak limit. Results are shown at $z = 0$ as a function of the halo mass M for a local trispectrum with cubic parameter g_{NL} (solid curve), a local bispectrum with k -dependent quadratic parameter f_{NL} and index $n_f = \pm 0.6$ (dashed and dot-dashed curve), the folded and orthogonal template (long-dashed curve) and the equilateral bispectrum shape (dotted curve). In contrast to Fig. 1, the ratio sensitively depends on the shape of the primordial N -point function.

The logarithmic derivative of $\sigma_{\alpha s}$ w.r.t. σ_{0s} is always larger (smaller) than unity for $\alpha > 0$ ($\alpha < 0$), and reaches unity for $\alpha \neq 0$ only in the limit $\sigma_{0s} \rightarrow 0$. For the folded and orthogonal bispectrum shapes [Eq. (6) and Eq. (7)], the kernel asymptotes to [19]

$$\omega(\mathbf{k}, \mathbf{k}_s - \mathbf{k}) \stackrel{k \rightarrow 0}{\approx} \frac{3}{2} A \left(\frac{k_s}{k} \right)^{2\alpha}, \quad (85)$$

with $2\alpha = (n_s - 1)/3 - 1 = (n_s - 4)/3 \approx -1$, and $A = 1$ (folded) or $A = -2$ (orthogonal). Note that we have neglected corrections of order $(k/k_s)^2$ and higher here (although they are easy to include in a numerical calculation). Inserting this result into Eq. (78), we arrive at

$$\Delta b_{\text{I,fol/ort}}^{(\kappa)}(k) = 3A f_{\text{NL}} \left(\frac{\sigma_{\alpha s}}{\sigma_{0s}} \right)^2 \left[b_1 \delta_c + 2 \left(\frac{\partial \ln \sigma_{\alpha s}}{\partial \ln \sigma_{0s}} - 1 \right) \right] k^{-2\alpha} \mathcal{M}_s^{-1}(k), \quad \alpha = (n_s - 4)/6. \quad (86)$$

Finally, for the equilateral bispectrum, we have

$$\omega(\mathbf{k}, \mathbf{k}_s - \mathbf{k}) \stackrel{k \rightarrow 0}{\approx} 3 \left(\frac{k_s}{k} \right)^{2\alpha}, \quad (87)$$

with $2\alpha = 2(n_s - 4)/3 \approx -2$, which in close analogy with the folded case leads to

$$\Delta b_{\text{I,eq}}^{(\kappa)}(k) = 6f_{\text{NL}} \left(\frac{\sigma_{\alpha s}}{\sigma_{0s}} \right)^2 \left[b_1 \delta_c + 2 \left(\frac{\partial \ln \sigma_{\alpha s}}{\partial \ln \sigma_{0s}} - 1 \right) \right] k^{-2\alpha} \mathcal{M}_s^{-1}(k), \quad \alpha = (n_s - 4)/3. \quad (88)$$

Our results agree with those of [15] (for the k -dependent f_{NL}) and [5, 19] (for the folded and equilateral shapes) apart from a factor $\epsilon_\alpha/(b_1 \delta_c)$, where

$$\epsilon_\alpha \equiv b_1 \delta_c + 2 \left(\frac{\partial \ln \sigma_{\alpha s}}{\partial \ln \sigma_{0s}} - 1 \right). \quad (89)$$

This quantity clearly depends on the shape of primordial non-Gaussianity through the slope α . The ratio $\epsilon_\alpha/(b_1\delta_c)$, which quantifies the deviation from the high-peak approximation, is shown in Fig. 2 for two k -dependent f_{NL} models with $n_f = \pm 0.6$ (dashed and dot-dashed curve), for the folded and orthogonal templates (long-dashed curve), and for the equilateral (dotted curve) bispectrum shapes. As can be seen, the ratio of the PBS to the high-peak prediction depends strongly on b_1^{E} and the value of α . It is larger (smaller) than unity when $\alpha > 0$ ($\alpha < 0$). The suppression relative to the high-peak prediction is strongest for the equilateral bispectrum shape, for which $\alpha \approx -1$, but significant for all bispectrum shapes we considered. Clearly, this strong mass dependence could be exploited to help constrain the shape of the primordial non-Gaussianity. As shown in [1], the results of N-body simulations match the predictions derived in this section well.

V. PEAK-BACKGROUND SPLIT: CONDITIONAL MASS FUNCTION

In this Section, we consider the third derivation of the non-Gaussian bias based on the conditional halo mass function. This is essentially a peak-background split approach since we again consider the effect of adding a background perturbation δ_l of characteristic wavelength $R_l \gg R_s$ on the number density \bar{n}_h of biased tracers. However, in contrast to the previous formulation, we consider a background density perturbation δ_l which is statistically correlated with small-scale density fluctuations. As shown in [20], such a peak-background split approach can be applied to obtain the scale-dependent bias factors of (Gaussian) density peaks at all orders. Here, we demonstrate that the implementation of [20] can be generalized to derive the non-Gaussian bias corrections.

In what follows, \hat{n}_h and \hat{P}_i will denote non-Gaussian number densities and probability distributions, whereas \bar{n}_h and P_i will designate the Gaussian quantities. Since we will hereafter deal with the non-Gaussian density field, we shall revert to the notation of Sec. III and simply denote the latter as δ_s, δ_l (and ν_s, ν_l). For simplicity, and since we are interested in the behavior on large scales, we shall ignore the peak constraint, which leads to corrections scaling as k^2 and higher powers. In other words, we will assume that, for Gaussian initial conditions, the number density of virialized objects $\bar{n}_h(\nu, R_s)$ identified on the scale R_s follows a Press-Schechter mass function.

A. Cumulants and conditional mass function

Extending the derivation of the Press-Schechter mass function to the non-Gaussian case, we start from

$$\hat{n}_h(\nu, R_s) = -2 \frac{\bar{p}}{M} \frac{d\hat{P}_1(> \nu, M)}{dM} = -2 \frac{\bar{p}}{M} \frac{d}{dM} \int_{\nu}^{\infty} dx \hat{P}_1(x, R_s), \quad (90)$$

where $\hat{P}_1(\nu, R_s)$ is the probability that the linear density contrast of a Lagrangian region of mass $M \propto R_s^3$ equals $\delta_c = \nu\sigma_{0s}$, and $\hat{P}_1(> \nu, M)$ is the probability that the same density contrast exceeds δ_c . In this Section, we shall use the parameter $\nu \equiv \delta_c/\sigma_{0s}$ exclusively for the significance corresponding to the critical density with smoothing R_s . On the other hand, $\nu_s \equiv \delta_s/\sigma_{0s}$ and $\nu_l \equiv \delta_l/\sigma_{0l}$ stand for $N(0, 1)$ -distributed stochastic variables corresponding to density perturbations on small and large scales, respectively. As in Sec. III, we express the non-Gaussian joint probability density $P(\mathbf{y})$ for the N -dimensional vector of variables \mathbf{y} in terms of the corresponding Gaussian probability density, by using the following general expansion:

$$\hat{P}(\mathbf{y}) = \exp \left[\sum_{m=3}^{\infty} \frac{(-1)^m}{m!} \sum_{\mu_1 \dots \mu_m}^N \langle y_{\mu_1} \dots y_{\mu_m} \rangle_c \frac{\partial^m}{\partial y_{\mu_1} \dots \partial y_{\mu_m}} \right] P(\mathbf{y}), \quad (91)$$

where $\langle y_{\mu_1} \dots y_{\mu_m} \rangle_c$ are connected cumulants and $P(\mathbf{y})$ is the multivariate Gaussian distribution characterized by the covariances $\langle y_{\mu_1} y_{\mu_2} \rangle$ [e.g., 58]. On inserting this expression into Eq. (90), the non-Gaussian mass function becomes

$$\begin{aligned} \hat{n}_h(\nu, R_s) &= -\sqrt{\frac{2}{\pi}} \frac{\bar{p}}{M} \frac{d}{dM} \int_{\nu(R_s)}^{\infty} dx \exp \left[\sum_{m=3}^{\infty} \frac{(-1)^m}{m!} \langle \nu_s^m \rangle_c \frac{\partial^m}{\partial x^m} \right] e^{-x^2/2} \\ &\approx \sqrt{\frac{2}{\pi}} \nu e^{-\nu^2/2} \left(1 + \sum_{m=3}^{\infty} \frac{\langle \nu_s^m \rangle_c}{m!} H_m(\nu) \right) \frac{\bar{p}}{M^2} \frac{d \ln \nu}{d \ln M} - \sqrt{\frac{2}{\pi}} \frac{\bar{p}}{M} \int_{\nu}^{\infty} dx e^{-x^2/2} \frac{d}{dM} \left(1 + \sum_{m=3}^{\infty} \frac{\langle \nu_s^m \rangle_c}{m!} H_m(x) \right). \end{aligned} \quad (92)$$

In the second line we have assumed that all the cumulants are much smaller than unity. This formula agrees with that obtained by [49] at first order. Note that the excursion set approach yields additional, albeit small corrections to the Press-Schechter expressions [50]. However, we will ignore them in what follows.

We now calculate the conditional mass function $\hat{n}_h(\nu, R_s | \nu_l, R_l)$. By definition, the conditional probability for having a small scale overdensity ν_s on scale R_s given a large-scale overdensity ν_l on scale R_l is

$$\hat{P}(\nu_s, R_s | \nu_l, R_l) = \frac{\hat{P}_2(\nu_s, R_s, \nu_l, R_l)}{\hat{P}_1(\nu_l, R_l)}. \quad (93)$$

The resulting conditional mass function thus is

$$\hat{n}_h(\nu, R_s | \nu_l, R_l) = -2 \frac{\bar{\rho}}{M} \frac{d}{dM} \int_{\nu}^{\infty} d\nu_s \hat{P}(\nu_s, R_s | \nu_l, R_l) = -2 \frac{\bar{\rho}}{M} \left[\hat{P}_1(\nu_l, R_l) \right]^{-1} \frac{d}{dM} \int_{\nu}^{\infty} dx \hat{P}_2(x, R_s, \nu_l, R_l). \quad (94)$$

The joint probability distribution $\hat{P}_2(\nu, R_s, \nu_l, R_l)$ is readily obtained from Eq.(91),

$$\hat{P}_2(\nu, R_s, \nu_l, R_l) \approx \left(1 + \sum_{N=3}^{\infty} \sum_{m=0}^N \frac{\langle \nu_s^m \nu_l^{N-m} \rangle_c}{m!(N-m)!} H_{m, N-m}(\nu, \nu_l, \epsilon) \right) \frac{f(\nu, \nu_l, \epsilon)}{2\pi\sqrt{1-\epsilon^2}}. \quad (95)$$

Here, the correlator stands for

$$\langle \nu_s^m \nu_l^{N-m} \rangle_c = \sigma_{0s}^{-m} \sigma_{0l}^{N-m} \langle \delta_s^m(\mathbf{x}) \delta_l^{N-m}(\mathbf{x}) \rangle_c, \quad (96)$$

where \mathbf{x} is an arbitrary spatial location. The function $f(\nu, \nu_l, \epsilon)$ is the exponential piece of the Gaussian bivariate distribution, whereas $H_{mn}(\nu, \nu_l, \epsilon)$ are bivariate Hermite polynomials. They can be computed by taking derivatives of $f(\nu, \nu_l, \epsilon)$. Namely,

$$(-1)^{m+n} \frac{d^m}{d\nu^m} \frac{d^n}{d\nu_l^n} f(\nu, \nu_l, \epsilon) = f(\nu, \nu_l, \epsilon) H_{mn}(\nu, \nu_l, \epsilon), \quad f(\nu, \nu_l, \epsilon) \equiv \exp \left[-\frac{\nu^2 + \nu_l^2 - 2\epsilon\nu\nu_l}{2(1-\epsilon^2)} \right]. \quad (97)$$

We define mixed spectral moments via

$$\sigma_{n\times}^2 \equiv \frac{1}{2\pi^2} \int_0^{\infty} dk k^{2(n+1)} P_{\phi}(k) \mathcal{M}_s(k) \mathcal{M}_l(k), \quad (98)$$

quantifying the cross-correlation between small and large scales (the \times denotes the splitting of smoothing scales: one filter is of size R_s , the other of size R_l). Further, we define the quantity Σ_{\times}^2 as

$$\Sigma_{\times}^2 \equiv \frac{1}{2\pi^2} \int_0^{\infty} dk k^2 P_{\phi}(k) \mathcal{M}_s(k) \mathcal{M}_l(k) \mathcal{S}(k, R_s, R_l), \quad (99)$$

where the form factor \mathcal{S} generally is a function of k , R_s and R_l . This definition is broad enough to describe all the spectral moments and the cumulants of the density field. For instance, setting $\mathcal{S}(k, R_s, R_l) = k^2$ yields $\Sigma_{\times}^2 = \sigma_{1\times}^2$. In the following, we will use the following kernel for Σ_{\times}^2 :

$$\mathcal{S}(k, R_s) \equiv 4\sigma_{0s}^2 \mathcal{F}_s^{(N)}(k, X) \mathcal{M}_s^{-1}(k). \quad (100)$$

Inserting the expression for the form factor Eq. (42), we see that Σ_{\times}^2 becomes

$$\Sigma_{\times}^2 = \sigma_{0s}^{N-1} \sigma_{0l} \langle \nu_s^{N-1} \nu_l \rangle_c, \quad (101)$$

i.e. a mixed N -th order moment of the density field induced by the primordial N -point function.

B. Relative overabundance of rare objects

The non-Gaussian corrections to the N -th order Gaussian bias parameters b_N can be calculated by expanding the relative overabundance of biased tracers $\hat{n}_h(\nu, R_s | \nu_l, R_l) / \hat{n}_h(\nu, R_s) - 1$ at order δ_l^N . However, throughout the remainder of this Section we will consider only the correction to the linear bias. Taking the ratio of the conditional mass function to the universal one yields

$$\delta_h(\delta_l) \equiv \frac{\hat{n}_h(\nu, R_s | \nu_l, R_l)}{\hat{n}_h(\nu, R_s)} - 1 = \frac{\frac{d}{dM} \int_{\nu}^{\infty} dx \hat{P}_2(x, R_s, \nu_l, R_l)}{\hat{P}_1(\nu_l, R_l) \frac{d}{dM} \int_{\nu}^{\infty} dx \hat{P}_1(x, R_s)} - 1. \quad (102)$$

Now comes a crucial step in the calculation. As R_l increases, the ratio $\langle \nu_s^m \nu_l^{N-m} \rangle / \sigma_{0l}^2$ (which is the analog of $\sigma_{n\times}^2 / \sigma_{0l}^2$ in the calculation of the peak bias factors) remains finite only if the corresponding form factor $\mathcal{S}(k, R_s, R_l)$ does not depend on R_l (again, this applies when expanding to linear order in ν_l). This implies that, in Eq. (102), only the terms involving the cumulants $\langle \nu_s^N \rangle_c$ or $\langle \nu_s^{N-1} \nu_l \rangle_c$ will survive. Therefore, upon taking the limit $R_l \rightarrow \infty$, we arrive at

$$\delta_h(\delta_l) = \frac{\frac{d}{dM} \int_\nu^\infty dx \left\{ 1 + \sum_{N=3}^\infty \frac{1}{N!} \left[\langle \nu_s^N \rangle_c H_{N,0}(x, \nu_l, \epsilon) + N \langle \nu_s^{N-1} \nu_l \rangle_c H_{N-1,1}(x, \nu_l, \epsilon) \right] \right\} \frac{\exp\left[-\frac{(x-\epsilon\nu_l)^2}{2(1-\epsilon^2)}\right]}{\sqrt{1-\epsilon^2}}}{\frac{d}{dM} \int_\nu^\infty dx \left[1 + \sum_{N=3}^\infty \frac{\langle \nu_s^N \rangle_c}{N!} H_N(x) \right] e^{-x^2/2}} - 1. \quad (103)$$

In order to calculate the non-Gaussian contribution to b_1 , it is sufficient to expand the right-hand side of Eq. (103) at order δ_l . The first term appearing in the square brackets can be reexpressed as

$$\begin{aligned} \frac{1}{N!} \langle \nu_s^N \rangle_c H_{N,0}(x, \nu_l, \epsilon) &= \frac{1}{N!} \langle \nu_s^N \rangle_c (1-\epsilon^2)^{-N/2} H_N\left(\frac{x-\epsilon\nu_l}{\sqrt{1-\epsilon^2}}\right) \\ &\approx \frac{1}{N!} \langle \nu_s^N \rangle_c \left[H_N(x) - N\epsilon\nu_l H_{N-1}(x) \right] + \mathcal{O}(\nu_l^2). \end{aligned} \quad (104)$$

In the second line, we successively set $\epsilon \rightarrow 0$ (we can ignore terms involving ϵ^2) and employed the relation $H'_N(x) = NH_{N-1}(x)$ to expand the result at first order in ν_l . To simplify the second term in the curly brackets of Eq. (103), we use the fact that $f(\nu, \nu_l, \epsilon)$ in Eq. (97) satisfies the following identity

$$\left[\frac{\partial}{\partial \nu_l} + \epsilon \frac{\partial}{\partial x} \right] f(x, \nu_l, \epsilon) = -\nu_l f(x, \nu_l, \epsilon). \quad (105)$$

Therefore,

$$\begin{aligned} H_{N-1,1}(x, \nu_l, \epsilon) &\equiv \frac{(-1)^N}{f(x, \nu_l, \epsilon)} \frac{\partial^{N-1}}{\partial x^{N-1}} \frac{\partial}{\partial \nu_l} f(x, \nu_l, \epsilon) \\ &= -\epsilon \frac{(-1)^N}{f(x, \nu_l, \epsilon)} \frac{\partial^N}{\partial x^N} f(x, \nu_l, \epsilon) + \nu_l \frac{(-1)^{N-1}}{f(x, \nu_l, \epsilon)} \frac{\partial^{N-1}}{\partial x^{N-1}} f(x, \nu_l, \epsilon) \\ &= -\frac{\epsilon}{(1-\epsilon^2)^{N/2}} H_N\left(\frac{x-\epsilon\nu_l}{\sqrt{1-\epsilon^2}}\right) + \frac{\nu_l}{(1-\epsilon^2)^{(N-1)/2}} H_{N-1}\left(\frac{x-\epsilon\nu_l}{\sqrt{1-\epsilon^2}}\right) \approx \nu_l H_{N-1}(x). \end{aligned} \quad (106)$$

We thus obtain

$$\frac{1}{(N-1)!} \langle \nu_s^{N-1} \nu_l \rangle_c H_{N-1,1}(x, \nu_l, \epsilon) \approx \frac{\nu_l}{(N-1)!} \langle \nu_s^{N-1} \nu_l \rangle_c H_{N-1}(x) + \mathcal{O}(\nu_l^2). \quad (107)$$

On expanding the numerator of Eq.(103) at first order in ν_l , we can isolate the Gaussian contribution, which is

$$\frac{\frac{d}{dM} \int_\nu^\infty dx \epsilon \nu_l x e^{-x^2/2}}{\frac{d}{dM} \int_\nu^\infty dx e^{-x^2/2}} = \epsilon \nu_l \left(\nu - \frac{1}{\nu} \right) = \left(\frac{\sigma_{0\times}^2}{\sigma_{0l}^2} \right) b_1 \delta_l, \quad (108)$$

in agreement with the linear PBS bias for the Press-Schechter mass function derived in Sec. III. We now retain all the terms linear in the higher-order cumulants ($N \geq 3$) in the linear expansion of Eq. (92) and Eq. (95)) and obtain

$$\begin{aligned} \delta_h(\delta_l) &\approx \left(\frac{\sigma_{0\times}^2}{\sigma_{0l}^2} \right) b_1 \delta_l + \left(\frac{\sigma_{0\times}^2}{\sigma_{0l}^2} \right) b_1 e^{\nu^2/2} \left[\sum_{N=3}^\infty \frac{d}{dM} \int_\nu^\infty dx \frac{\langle \nu_s^N \rangle_c}{N!} H_N(x) e^{-x^2/2} \right] \frac{dM}{d\nu} \delta_l \\ &\quad - e^{\nu^2/2} \left[\sum_{N=3}^\infty \frac{d}{dM} \int_\nu^\infty dx \epsilon \nu_l \frac{\langle \nu_s^N \rangle_c}{N!} H_N(x) x e^{-x^2/2} \right] \frac{dM}{d\nu} \\ &\quad - e^{\nu^2/2} \left\{ \sum_{N=3}^\infty \frac{d}{dM} \int_\nu^\infty dx \left[-\frac{\langle \nu_s^N \rangle_c}{(N-1)!} \epsilon \nu_l + \frac{\langle \nu_s^{N-1} \nu_l \rangle_c}{(N-1)!} \nu_l \right] H_{N-1}(x) e^{-x^2/2} \right\} \frac{dM}{d\nu}. \end{aligned} \quad (109)$$

Using the generating function $\exp(xt - t^2/2) = \sum_N H_N(x) t^N / N!$, we can easily evaluate the integrals over the Hermite polynomials. In particular, we find for $N \geq 2$:

$$\int_\nu^\infty dx x H_N(x) e^{-x^2/2} = \left[\nu H_{N-1}(\nu) + H_{N-2}(\nu) \right] e^{-\nu^2/2}. \quad (110)$$

On inserting this expression into Eq.(109), taking the derivative with respect to M and employing the recurrence relation $H_{N+1}(x) = xH_N(x) - NH_{N-1}(x)$, the conditional overabundance of halos simplifies to

$$\begin{aligned} \delta_h(\delta_l) \approx & \left(\frac{\sigma_{0\times}^2}{\sigma_{0l}^2} \right) b_1 \delta_l - \left(\frac{\sigma_{0\times}^2}{\sigma_{0l}^2} \right) b_1 \sum_{N=3}^{\infty} \frac{1}{N!} \left[\sigma_{0s}^2 \delta_c^{-1} \langle \nu_s^N \rangle'_c H_{N-1}(\nu) + \langle \nu_s^N \rangle_c H_N(\nu) \right] \delta_l \\ & - \left(\frac{\sigma_{0\times}^2}{\sigma_{0l}^2} \right) \sum_{N=3}^{\infty} \frac{1}{N!} \left[-\sigma_{0s}^2 \delta_c^{-1} \langle \nu_s^N \rangle'_c H_N(\nu) + \langle \nu_s^N \rangle_c \left(-H_{N+1}(\nu) + \frac{H_N(\nu)}{\nu} \right) \right] \frac{\delta_l}{\sigma_{0s}} \\ & + \sum_{N=3}^{\infty} \frac{1}{(N-1)!} \left[\sigma_{0s}^2 \delta_c^{-1} \langle \nu_s^{N-1} \nu_l \rangle'_c H_{N-2}(\nu) + \langle \nu_s^{N-1} \nu_l \rangle_c H_{N-1}(\nu) \right] \frac{\delta_l}{\sigma_{0l}} . \end{aligned} \quad (111)$$

where a primed variable X' now designates $\partial X / \partial \sigma_{0s}$ (we have used the fact that $d\nu = -\delta_c d\sigma_{0s} / \sigma_{0s}^2$).

C. Non-Gaussian bias corrections

In order to calculate the non-Gaussian bias corrections, we have to compute the derivative of the N -point cumulants $\langle \nu_s^N \rangle_c = \sigma_{0s}^{N-2} S_s^{(N)}$ and $\langle \nu_s^{N-1} \nu_l \rangle_c \equiv \Sigma_{\times}^2 / (\sigma_{0s}^{N-1} \sigma_{0l})$ with respect to σ_{0s} . These are

$$\langle \nu_s^N \rangle'_c = \sigma_{0s}^{N-3} S_s^{(N)} \left[(N-2) + \frac{\partial \ln S_s^{(N)}}{\partial \ln \sigma_{0s}} \right], \quad \langle \nu_s^{N-1} \nu_l \rangle'_c = \frac{1}{\sigma_{0s}^N \sigma_{0l}} \left[\sigma_{0s} \frac{\partial (\Sigma_{\times}^2)}{\partial \sigma_{0s}} - (N-1) \Sigma_{\times}^2 \right]. \quad (112)$$

Replacing the Hermite polynomials with the Gaussian peak-background split biases inferred from the Press-Schechter multiplicity function [Eq. (28)],

$$b_N(\nu) = \frac{1}{\sigma_{0s}^N} \frac{H_{N+1}(\nu)}{\nu}, \quad (113)$$

the conditional overabundance of halos can be recast into

$$\begin{aligned} \delta_h(\delta_l) \approx & \left(\frac{\sigma_{0\times}^2}{\sigma_{0l}^2} \right) b_1 \delta_l - \left(\frac{\sigma_{0\times}^2}{\sigma_{0l}^2} \right) \sum_{N=3}^{\infty} \frac{S_s^{(N)}}{N!} \left[(N-2) + \frac{\partial \ln S_s^{(N)}}{\partial \ln \sigma_{0s}} \right] \sigma_{0s}^{2(N-2)} (b_1 b_{N-2} - b_{N-1}) \delta_l \\ & - \left(\frac{\sigma_{0\times}^2}{\sigma_{0l}^2} \right) \sum_{N=3}^{\infty} \frac{S_s^{(N)}}{N!} \sigma_{0s}^{2(N-2)} (\delta_c b_1 b_{N-1} + b_{N-1} - \delta_c b_N) \delta_l \\ & + \sum_{N=3}^{\infty} \frac{\sigma_{0s}^{-2}}{(N-1)!} \left[\left(\frac{(\Sigma_{\times}^2)'}{\sigma_{0l}^2} \right) \sigma_{0s} b_{N-3} - \left(\frac{\Sigma_{\times}^2}{\sigma_{0l}^2} \right) (N-1) b_{N-3} + \left(\frac{\Sigma_{\times}^2}{\sigma_{0l}^2} \right) \delta_c b_{N-2} \right] \delta_l . \end{aligned} \quad (114)$$

We can now read off the scale-independent correction $\Delta b_I^{(\iota)}$ (involving the terms proportional to $\sigma_{0\times}^2 / \sigma_{0l}^2$) and a scale-dependent correction $\Delta b_I^{(\kappa)}$ (involving the terms $\Sigma_{\times}^2 / \sigma_{0l}^2$ and $(\Sigma_{\times}^2)' / \sigma_{0l}^2$) to the first order Gaussian bias b_1 . The non-Gaussian bias contribution thus is $\Delta b_I = \Delta b_I^{(\iota)} + \Delta b_I^{(\kappa)}$. After some manipulation, the scale-independent non-Gaussian bias correction reads

$$\Delta b_I^{(\iota)}(R_s, X) = -\frac{S_s^{(N)}(X)}{N!} \sigma_{0s}^{2(N-2)} \left\{ \left[(N-2) + \frac{\partial \ln S_s^{(N)}(X)}{\partial \ln \sigma_{0s}} \right] (b_1 b_{N-2} - b_{N-1}) - (\delta_c b_1 b_{N-1} + b_{N-1} - \delta_c b_N) \right\}, \quad (115)$$

where X is again a vector of variables describing the amplitude and shape of the primordial N -point function. In order to write down an explicit expression for the scale-dependent, non-Gaussian bias correction, we use the definition of the kernel $\mathcal{S}(k, R_s)$ [Eq. (100)], yielding

$$\Sigma_{\times}^2 = 4\sigma_{0s}^2 \int \frac{d^3 k}{(2\pi)^3} P_{\phi}(k) \mathcal{M}_l(k) \mathcal{F}_s^{(N)}(k, X). \quad (116)$$

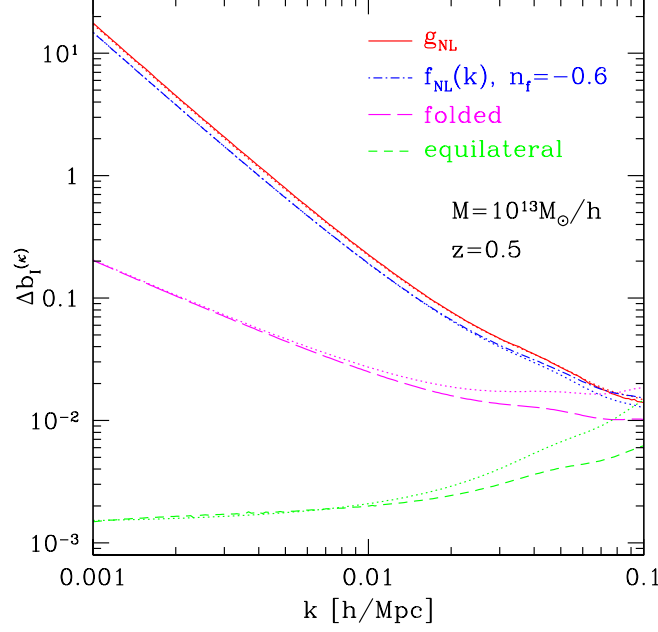


FIG. 3: A comparison between the non-Gaussian scale-dependent bias correction Eq. (118) and its low- k limit Eq. (78) for some of the bispectrum shapes and the local trispectrum considered in this work. In all cases, a dotted curve represents the low- k limit. Results are shown as a function of k for halos of mass $M = 5.3 \times 10^{13} M_\odot/h$ at $z = 0.5$, assuming $f_{\text{NL}} = 100$ (for the bispectra) and $g_{\text{NL}} = 10^6$ (for the local trispectrum).

Then, by definition of the linear halo bias, $\delta_h(\mathbf{k}) = b(k)\delta_s(\mathbf{k})$, correlating the last line of Eq. (114) with δ_l yields

$$\begin{aligned} & \int \frac{d^3k}{(2\pi)^3} \Delta b_I^{(\kappa)} P_\phi(k) \mathcal{M}_s(k) \mathcal{M}_l(k) \\ &= \sum_{N=3}^{\infty} \frac{\sigma_{0s}^{-2}}{(N-1)!} \left\{ (\Sigma_\times^2)' \sigma_{0s} b_{N-3} - \Sigma_\times^2 \left[(N-1) b_{N-3} - \delta_c b_{N-2} \right] \right\} \\ &= \int \frac{d^3k}{(2\pi)^3} P_\phi(k) \mathcal{M}_l(k) \sum_{N=3}^{\infty} \frac{4}{(N-1)!} \left\{ \frac{d(\sigma_{0s}^2 \mathcal{F}_s^{(N)})}{d\sigma_{0s}} \sigma_{0s}^{-1} b_{N-3} - \mathcal{F}_s^{(N)} \left[(N-1) b_{N-3} - \delta_c b_{N-2} \right] \right\}, \end{aligned} \quad (117)$$

from which we can read off the scale-dependent non-Gaussian bias correction as

$$\Delta b_I^{(\kappa)}(k, R_s, X) = \frac{4}{(N-1)!} \left\{ b_{N-2} \delta_c + b_{N-3} \left[3 - N + \frac{\partial \ln \mathcal{F}_s^{(N)}(k, X)}{\partial \ln \sigma_{0s}} \right] \right\} \mathcal{F}_s^{(N)}(k, X) \mathcal{M}_s^{-1}(k). \quad (118)$$

This is the main result of this Section. In the high-peak limit, $b_{N-2} \gg b_{N-3}$ and the first term in the curly bracket dominates. Therefore, we exactly recover the results of [6, 14, 15, 31] for the constant f_{NL} , constant g_{NL} , folded shape and k -dependent f_{NL} , respectively. The second term in the curly brackets arises owing to the mass-dependence of the reduced cumulants $S_s^{(N)}$. As we will see shortly, this term agrees with the correction derived in Sec. IV in the limit $k \rightarrow 0$.

Note that [59] also employed the bivariate Edgeworth expansion to explore the effect of a local primordial trispectrum on the (configuration space) bias of tracers. However, they did not derive any explicit expression for the non-Gaussian bias.

D. Comparison of the PBS approaches

Interestingly, if we ignore the mass-dependence of the cumulants, then the k -dependence of Eq. (118) is exactly the same as that predicted by the correlation of thresholded regions (see Sec. III). This follows from expanding the

non-Gaussian density field in cumulants, which is also done in the expansion of the correlation function of thresholded regions. By contrast, our first formulation of the peak-background split (see Sec. IV) leads to a different k -dependence on smaller scales. This difference arises because we have assumed that the long-wavelength perturbation is constant over some intermediate scale R over which the halo abundance is averaged. This is a sensible assumption as long as the scale “ L ” over which we measure the clustering of halos is much larger than the scales that contribute to σ_{0s} . Then, the kernel ω in Eq. (63) is indeed evaluated in the squeezed limit, $k_s \gg k$, and both PBS formulations agree exactly. To see this explicitly, we write Eq. (118) for the cases of $N = 3$ and $N = 4$:

$$\Delta b_1^{(\kappa)}(k, R_s, N = 3) = 2 \left\{ b_1 \delta_c + \frac{\partial \ln \mathcal{F}_s^{(3)}(k)}{\partial \ln \sigma_{0s}} \right\} \mathcal{F}_s^{(3)}(k) \mathcal{M}_s^{-1}(k) \quad (119)$$

$$\Delta b_1^{(\kappa)}(k, R_s, N = 4) = \frac{4}{6} \left\{ b_2 \delta_c + b_1 \left[1 + \frac{\partial \ln \mathcal{F}_s^{(4)}(k)}{\partial \ln \sigma_{0s}} \right] \right\} \mathcal{F}_s^{(4)}(k) \mathcal{M}_s^{-1}(k). \quad (120)$$

In the large-scale limit, we can use the same approximations made in Sec. IV, i.e. assume that k is much smaller than the scales which contribute significantly to the integrand in Eq. (42). On inserting the definition of the kernels $\omega^{(2)}$, $\omega^{(3)}$ [Eqs. (58)–(59)], we obtain

$$\mathcal{F}_s^{(3)}(k) \stackrel{k \rightarrow 0}{=} f_{\text{NL}} \frac{\sigma_{\omega_s}^2(k)}{\sigma_{0s}^2} \quad (121)$$

$$\mathcal{F}_s^{(4)}(k) \stackrel{k \rightarrow 0}{=} \frac{3}{4} g_{\text{NL}} \sigma_{0s}^2 S_{\omega_s}^{(3)}(k). \quad (122)$$

Substituting these expressions into Eqs. (119)–(120), we eventually recover Eq. (78) in Sec. IV.

On smaller scales $k \gtrsim 0.02 h/\text{Mpc}$ around which the matter power spectrum peaks, the separation of scales “ L ” and “ S ” is no longer accurate and the predictions of Eq. (118) diverge from the $k \rightarrow 0$ limit. In Fig. 3, the exact k -dependence of the non-Gaussian bias correction predicted by the correlated PBS approach, Eq. (118), is compared to that predicted by the low- k expression, Eq. (78). We can see that the latter is accurate to a few percent at wavenumber $k \lesssim 0.01 h\text{Mpc}^{-1}$. Only for the folded and equilateral shape does the low- k expression yield a noticeably larger non-Gaussian bias correction on scales $k \gtrsim 0.01 h\text{Mpc}^{-1}$. This is also true for the orthogonal template (not shown in the figure since it is essentially equal to the folded case). The exact difference, however, depends somewhat on halo mass and redshift. A quantitative comparison of the scale-dependent bias predicted by the uncorrelated PBS approach with that obtained from the statistics of thresholded regions can also be found in [19] (note however that the new term derived in this work is not included there).

Finally, while in the limit $k \rightarrow 0$ Eq. (118) reproduces the well-known result for the local scale-independent f_{NL} model [4, 6], at finite k this expression receives a negative correction from the second term proportional to $\partial \ln \mathcal{F}_s^{(3)} / \partial \ln \sigma_{0s}$ that increases with wavenumber. At $k = 0.05 h\text{Mpc}^{-1}$ for instance, the suppression is $\sim 1\%$ and $\sim 4\%$ for biased tracers with $b_1^E \sim 2$ and 3.5 , respectively.

VI. PEAK-BACKGROUND SPLIT VS THRESHOLDING

We now compare our final result Eq. (118), with the result from thresholding in the high-peak limit,

$$\Delta b_1^{(\text{hp})}(k) = \frac{4b_{N-1}}{(N-1)!} \sigma_{0s}^2 \frac{\mathcal{F}_s^{(N)}(k)}{\mathcal{M}_s(k)}, \quad (123)$$

obtained from Eq. (43) by replacing c_N with b_N . We see two important differences. Firstly, in the thresholding approach (which is equivalent to local biasing), the correction to the halo power spectrum induced by a primordial N -point function is proportional to b_{N-1} . In the PBS approach on the other hand, the correction comes in through the dependence of the halo mass function on the $(N-1)$ -th moment $S_s^{(N-1)}$ of the small-scale density field. The latter is proportional to b_{N-2} when the Edgeworth approximation method is applied to the halo mass function. The simulation results for all types of primordial non-Gaussianity simulated so far clearly follow the dependence on b_{N-2} rather than b_{N-1} , thus favoring the interpretation provided by the PBS approach.

Secondly, the term proportional to $\partial \ln \mathcal{F}_s^{(3)} / \partial \ln \sigma_{0s}$ in the PBS prediction [Eq. (118)] is absent in the thresholding approach. In [1], we show that the inclusion of this term yields a good match to the simulated halo bias in non-Gaussian models beyond the simplest, local quadratic non-Gaussianity with scale-independent f_{NL} . In the thresholding approach on the other hand, we associate the correlation of regions above a threshold $\delta_c(z)$ in the linear density field smoothed

at a *fixed* scale R_s with that of halos above a mass threshold $M(R_s)$ at redshift z . However, halos spanning some mass interval should be identified with Lagrangian regions spanning a *range* of smoothing scales. Consequently, the abundance of halos in a mass interval $[M, M + dM]$ not only depends on the cumulants $S_s^{(N-1)}$ of the density field smoothed on scale R_s , but also on the variation of these cumulants with R_s (parameterized through $\partial \ln S_s^{(N-1)} / \partial \ln \sigma_{0s}$).

An alternative way of seeing this is to describe the abundance of halos in a non-Gaussian density field through an effective significance $\hat{\nu}(\nu, S_s^{(m)})$, which is defined upon requiring

$$\hat{n}_h = \frac{\bar{\rho}}{M^2} f_{\text{NG}}(\nu) \frac{d \ln \nu}{d \ln M} = \frac{\bar{\rho}}{M^2} f_{\text{G}}(\hat{\nu}) \frac{d \ln \hat{\nu}}{d \ln M}. \quad (124)$$

In the case of a Press-Schechter mass function [Eq. (92)], $\hat{\nu}$ is given by

$$\hat{\nu} = \nu \left(1 - \sum_{m=3}^{\infty} \frac{1}{m!} S_s^{(m)} \sigma_{0s}^{2(m-2)} b_{m-2} \right) \quad (125)$$

The Jacobian $d \ln \hat{\nu} / d \ln M$ in Eq. (124) involves $\partial \ln S_s^{(m)} / \partial \ln \nu$, showing that \hat{n}_h depends on the scale-dependence of the cumulants.

VII. CONCLUSION

We have carefully re-examined the derivation of the effect of primordial non-Gaussianity on the large-scale clustering of tracers (such as galaxies and clusters) beyond the local f_{NL} model, using the statistics of thresholded regions as well as two formulations of the peak-background split (PBS). We have shown that the thresholding approach is equivalent to local biasing, when considering the leading order contributions from non-Gaussianity. This approach predicts the same scale-dependence as the PBS approach in the limit $k \rightarrow 0$, in agreement with the findings of [19]. However, unless we consider the high-peak limit (which is never attained by real tracers), PBS and thresholding predict different amplitudes for the non-Gaussian contribution to the linear bias.

We have presented two complementary peak-background split derivations of the effect of non-Gaussianity. In the first approach, the separation of scales is invoked to split the *Gaussian* density field into uncorrelated short- and long-wavelength perturbations. This allows us to isolate the mode-coupling effect responsible for the scale-dependent bias induced by non-Gaussianity. In the second approach, the separation of scales is invoked to expand the ratio of the unconditional to conditional mass function in terms of large-scale perturbations in the *non-Gaussian* density field. Notice that no assumption of separation of scales is made in the thresholding approach, where biasing is a function of the local density only. While in the second PBS approach we have restricted ourselves to the case of a Press-Schechter mass function, we have nonetheless been able to identify the non-Gaussian bias correction to the linear bias. Both PBS approaches predict exactly the same correction in the limit $k \rightarrow 0$ (once the Press-Schechter expressions for the Gaussian biases are identified with b_N). While they depart at higher wavenumbers ($k \gtrsim 0.02 h/\text{Mpc}$), this deviation is not very significant for the local or folded type of non-Gaussianity where the non-Gaussian bias correction is strongly suppressed at small scales.

In both approaches, we uncover a new term depending on the scale-dependence of the small-scale moments of the density field induced by non-Gaussianity. Physically, this term is induced by the mapping from local significance $\nu = \delta_c / \sigma_{0s}$ to mass M : a scale-dependent modulation of σ_{0s} changes the interval $d\nu$ corresponding to a fixed mass interval dM . This correction to the high-peak expression of the linear non-Gaussian bias has not been pointed out in any previous work. It can be very large for all the models considered here, except for the local bispectrum with constant (i.e., k -independent) f_{NL} . Moreover, we have found very good overall agreement between the PBS predictions and the simulated non-Gaussian halo bias [14–16] for the local $g_{\text{NL}} \phi^3$ model, the local $f_{\text{NL}} \phi^2$ model with k -dependent f_{NL} , and the orthogonal bispectrum. This comparison is detailed in a companion Letter to this paper [1]. Consequently, the simulation results rule out thresholding, and more generally local biasing, as a viable approach to predicting the impact of primordial non-Gaussianity on halo clustering. These new accurate predictions can be combined with optimal weighting schemes [60–65] in order to extract information on the scale-dependent bias from numerical simulations and forthcoming galaxy surveys.

In order to further test the PBS approach with numerical simulations, it will be important to take into account the scale-independent correction $\Delta b_1^{(c)}$ induced by non-Gaussianity through its impact on the abundance of halos. In the case of local cubic non-Gaussianity, it will also be necessary to measure the Gaussian second-order bias factor b_2 directly from the simulations, as the effect on the linear bias scales with b_2 .

Finally, a natural generalization of the conditional mass function approach discussed in Sec. V is a derivation of the non-Gaussian bias factors within the excursion set formalism, for generic moving barriers and non-Gaussian initial conditions [50, 51, 66, 67]. We leave these issues for more detailed future treatments.

Acknowledgements

We are grateful to Tobias Baldauf, Olivier Doré, Chris Hirata, Marc Kamionkowski, Eiichi Komatsu, Román Scoccimarro, Emiliano Sefusatti, Leonardo Senatore, Ravi Sheth for many fruitful discussions, and to Sirichai Chongchitnan and Ravi Sheth for comments on an early version of this manuscript. VD wishes to thank Theoretical Astrophysics at Caltech and the Center for Cosmological Physics at Berkeley for hospitality during the completion of parts of this work. DJ and FS are supported by the Gordon and Betty Moore Foundation at Caltech. VD is supported by the Swiss National Foundation under contract 200021-116696/1 and FK UZH 57184001.

-
- [1] V. Desjacques, D. Jeong, and F. Schmidt, *Phys. Rev. D* **84**, 061301 (2011), 1105.3476.
 - [2] R. Scoccimarro, E. Sefusatti, and M. Zaldarriaga, *Phys. Rev. D* **69**, 103513 (2004), arXiv:astro-ph/0312286.
 - [3] E. Sefusatti, M. Crocce, S. Pueblas, and R. Scoccimarro, *Phys. Rev. D* **74**, 023522 (2006), arXiv:astro-ph/0604505.
 - [4] N. Dalal, O. Doré, D. Huterer, and A. Shirokov, *Phys. Rev. D* **77**, 123514 (2008), 0710.4560.
 - [5] V. Desjacques and U. Seljak, *ArXiv e-prints* (2010), 1006.4763.
 - [6] S. Matarrese and L. Verde, *Astrophys. J. Lett.* **677**, L77 (2008), 0801.4826.
 - [7] A. Slosar, C. Hirata, U. Seljak, S. Ho, and N. Padmanabhan, *JCAP* **8**, 31 (2008), 0805.3580.
 - [8] N. Afshordi and A. J. Tolley, *Phys. Rev. D* **78**, 123507 (2008), 0806.1046.
 - [9] V. Desjacques, U. Seljak, and I. T. Iliev, *Mon. Not. R. Astron. Soc.* **396**, 85 (2009), 0811.2748.
 - [10] A. Pillepich, C. Porciani, and O. Hahn, *Mon. Not. R. Astron. Soc.* **402**, 191 (2010), 0811.4176.
 - [11] M. Grossi, L. Verde, C. Carbone, K. Dolag, E. Branchini, F. Iannuzzi, S. Matarrese, and L. Moscardini, *Mon. Not. R. Astron. Soc.* **398**, 321 (2009), 0902.2013.
 - [12] T. Nishimichi, A. Taruya, K. Koyama, and C. Sabiu, *JCAP* **7**, 2 (2010), 0911.4768.
 - [13] K. M. Smith and M. LoVerde, *ArXiv e-prints* (2010), 1010.0055.
 - [14] V. Desjacques and U. Seljak, *Phys. Rev. D* **81**, 023006 (2010), 0907.2257.
 - [15] S. Shandera, N. Dalal, and D. Huterer, *ArXiv e-prints* (2010), 1010.3722.
 - [16] C. Wagner and L. Verde, *ArXiv e-prints* (2011), 1102.3229.
 - [17] B. Grinstein and M. B. Wise, *Astrophys. J.* **310**, 19 (1986).
 - [18] S. Matarrese, F. Lucchin, and S. A. Bonometto, *Astrophys. J. Lett.* **310**, L21 (1986).
 - [19] F. Schmidt and M. Kamionkowski, *Phys. Rev. D* **82**, 103002 (2010), 1008.0638.
 - [20] V. Desjacques, M. Crocce, R. Scoccimarro, and R. K. Sheth, *Phys. Rev. D* **82**, 103529 (2010), 1009.3449.
 - [21] D. S. Salopek and J. R. Bond, *Phys. Rev. D* **42**, 3936 (1990).
 - [22] A. Gangui, F. Lucchin, S. Matarrese, and S. Mollerach, *Astrophys. J.* **430**, 447 (1994), arXiv:astro-ph/9312033.
 - [23] L. Verde, L. Wang, A. F. Heavens, and M. Kamionkowski, *Mon. Not. R. Astron. Soc.* **313**, 141 (2000), arXiv:astro-ph/9906301.
 - [24] E. Komatsu and D. N. Spergel, *Phys. Rev. D* **63**, 063002 (2001), arXiv:astro-ph/0005036.
 - [25] M. Sasaki, J. Väliiviita, and D. Wands, *Phys. Rev. D* **74**, 103003 (2006), arXiv:astro-ph/0607627.
 - [26] K. Enqvist and T. Takahashi, *Journal of Cosmology and Astro-Particle Physics* **9**, 12 (2008), 0807.3069.
 - [27] Q.-G. Huang and Y. Wang, *Journal of Cosmology and Astro-Particle Physics* **9**, 25 (2008), 0808.1168.
 - [28] Q.-G. Huang, *Journal of Cosmology and Astro-Particle Physics* **6**, 35 (2009), 0904.2649.
 - [29] C. T. Byrnes and G. Tasinato, *JCAP* **8**, 16 (2009), 0906.0767.
 - [30] P. D. Meerburg, J. P. van der Schaar, and P. Stefano Corasaniti, *Journal of Cosmology and Astro-Particle Physics* **5**, 18 (2009), 0901.4044.
 - [31] L. Verde and S. Matarrese, *Astrophys. J. Lett.* **706**, L91 (2009), 0909.3224.
 - [32] L. Senatore, K. M. Smith, and M. Zaldarriaga, *JCAP* **1**, 28 (2010), 0905.3746.
 - [33] P. Creminelli, A. Nicolis, L. Senatore, M. Tegmark, and M. Zaldarriaga, *Journal of Cosmology and Astro-Particle Physics* **5**, 4 (2006), arXiv:astro-ph/0509029.
 - [34] N. Kaiser, *Astrophys. J. Lett.* **284**, L9 (1984).
 - [35] E. Komatsu, K. M. Smith, J. Dunkley, C. L. Bennett, B. Gold, G. Hinshaw, N. Jarosik, D. Larson, M. R. Nolte, L. Page, et al., *Astrophys. J. Supp.* **192**, 18 (2011), 1001.4538.
 - [36] W. H. Press and P. Schechter, *Astrophys. J.* **187**, 425 (1974).
 - [37] J. E. Gunn and J. R. Gott, III, *Astrophys. J.* **176**, 1 (1972).
 - [38] L. G. Jensen and A. S. Szalay, *Astrophys. J. Lett.* **305**, L5 (1986).
 - [39] J. N. Fry and E. Gaztanaga, *Astrophys. J.* **413**, 447 (1993), arXiv:astro-ph/9302009.
 - [40] T. Matsubara, *Phys. Rev. D* **83**, 083518 (2011), 1102.4619.
 - [41] A. Taruya, K. Koyama, and T. Matsubara, *Phys. Rev. D* **78**, 123534 (2008), 0808.4085.
 - [42] E. Sefusatti, *Phys. Rev. D* **80**, 123002 (2009), 0905.0717.
 - [43] D. Jeong and E. Komatsu, *Astrophys. J.* **703**, 1230 (2009), 0904.0497.
 - [44] P. McDonald, *Phys. Rev. D* **78**, 123519 (2008), 0806.1061.
 - [45] R. K. Sheth and G. Tormen, *Mon. Not. R. Astron. Soc.* **308**, 119 (1999), arXiv:astro-ph/9901122.

- [46] R. K. Sheth and G. Tormen, *Mon. Not. R. Astron. Soc.* **329**, 61 (2002), arXiv:astro-ph/0105113.
- [47] T. Giannantonio and C. Porciani, *Phys. Rev. D* **81**, 063530 (2010), 0911.0017.
- [48] S. Matarrese, L. Verde, and R. Jimenez, *Astrophys. J.* **541**, 10 (2000), arXiv:astro-ph/0001366.
- [49] M. Lo Verde, A. Miller, S. Shandera, and L. Verde, *JCAP* **4**, 14 (2008), 0711.4126.
- [50] T. Y. Lam and R. K. Sheth, *Mon. Not. R. Astron. Soc.* **398**, 2143 (2009), 0905.1702.
- [51] M. Maggione and A. Riotto, *Mon. Not. R. Astron. Soc.* **405**, 1244 (2010), 0910.5125.
- [52] P. Valageas, *Astron. Astrophys.* **514**, A46+ (2010), 0906.1042.
- [53] G. D’Amico, M. Musso, J. Noreña, and A. Paranjape, *ArXiv e-prints* (2010), 1005.1203.
- [54] M. LoVerde and K. M. Smith, *ArXiv e-prints* (2011), 1102.1439.
- [55] S. Yokoyama, N. Sugiyama, S. Zaroubi, and J. Silk, *ArXiv e-prints* (2011), 1103.2586.
- [56] S. Chongchitnan and J. Silk, *Astrophys. J.* **724**, 285 (2010), 1007.1230.
- [57] K. Enqvist, S. Hotchkiss, and O. Taanila, *ArXiv e-prints* (2010), 1012.2732.
- [58] T. Matsubara, *Astrophys. J.* **584**, 1 (2003).
- [59] S. Chongchitnan and J. Silk, *ArXiv e-prints* (2010), 1012.1859.
- [60] A. Slosar, *Journal of Cosmology and Astro-Particle Physics* **3**, 4 (2009), 0808.0044.
- [61] U. Seljak, N. Hamaus, and V. Desjacques, *Physical Review Letters* **103**, 091303 (2009), 0904.2963.
- [62] N. Hamaus, U. Seljak, V. Desjacques, R. E. Smith, and T. Baldauf, *Phys. Rev. D* **82**, 043515 (2010), 1004.5377.
- [63] Y. Cai, G. Bernstein, and R. K. Sheth, *Mon. Not. R. Astron. Soc.* pp. 1878–+ (2010), 1007.3500.
- [64] N. Hamaus, U. Seljak, and V. Desjacques, *ArXiv e-prints* (2011), 1104.2321.
- [65] G. M. Bernstein and Y.-C. Cai, *ArXiv e-prints* (2011), 1104.3862.
- [66] M. Maggione and A. Riotto, *Astrophys. J.* **717**, 526 (2010), 0903.1251.
- [67] A. De Simone, M. Maggione, and A. Riotto, *ArXiv e-prints* (2010), 1007.1903.
- [68] D. Jeong, Ph.D. thesis, University of Texas at Austin (2010).
- [69] Even though this shape does not correspond to any physical mechanism generating primordial NG, we will consider it since it has been simulated [16].
- [70] A complete derivation can be found in Appendix K of [68].
- [71] This is true excluding unviable kernels that yield large loop corrections to the power spectrum P_ϕ .