

Bipartite knots

S. Duzhin, M. Shkolnikov

Abstract

We give a solution to a part of Problem 1.60 in Kirby's list of open problems in topology [Kir] thus answering in the positive the question raised in 1987 by J. Przytycki [PP].

1. Problem

We will call *bipartite* a knot that can be represented by a *matched* diagram, that is, a diagram whose crossings are split in pairs of the types depicted in Fig. 1. The pairs in the upper line are said to be *positive*, those in the lower line, *negative*. Note the signs of the pairs do not change when the orientation on the knot is reversed. Note, moreover, that if the crossings of an unoriented knot are split into matched unoriented pairs, then, introducing any orientation, we always get counter-directed pairs shown in Fig. 1.

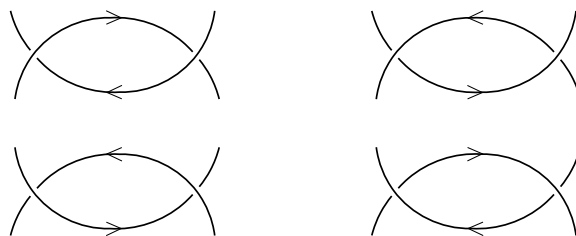




Figure 1: Matched pairs

Examples.

1. Any rational knot has a matched diagram, because any rational number can be represented by a continued fraction with even (positive or negative) denominators (see [DS]).
2. The standard diagram of the knot 8_{15} (which is not rational)



can be easily transformed to a matched form:



3. We managed to find matched diagrams for all table knots with up to 8 crossings, save for the knot 8_{18} .

The problem raised by Jozef Przytycki in 1987 is to investigate which knots possess a matched diagram. This question appears in the well-known collection “Open problems in topology” maintained by Rob Kirby [Kir], as part of Problem 1.60. More exactly, Conjecture 1(a) therein (belonging to Przytycki [PP]) reads: “There are oriented knots without a matched diagram”. As the reader understands, the word “oriented” can be here omitted without any loss of meaning. This conjecture stayed open for 24 years, notwithstanding the effort of several excellent mathematicians, including its author and J. Conway [APR]. We give a positive solution to the conjecture, that is, demonstrate that some knots, e.g. pretzel knot with parameters $(3, 3, -3)$, are not bipartite. In the next section, we introduce our main construction, which also explains the meaning of the word “bipartite” in this context.

2. Chord diagram of a bipartite knot

Consider a matched diagram of a knot K . Replace every matched pair of crossings by two parallel segments, directed as the knot and joined by a common perpendicular, see Fig. 2.

The parallel segments are then joined by the remaining fragments of the knot diagram into a simple closed line on the plane, straightenable into a circle, whereas the common perpendiculars become *chords*. An example for the matched diagram of the knot 8_{15} mentioned above, is given in Fig. 3, where the inner and outer chords are changed places: this leads to turning the knot diagram inside outside with respect to some point and does not alter the isotopy type of the knot.

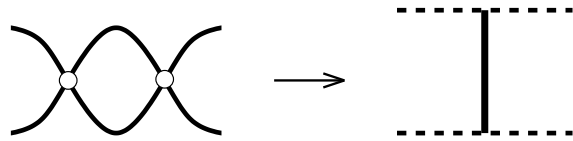


Figure 2: Local transformation of a matched diagram

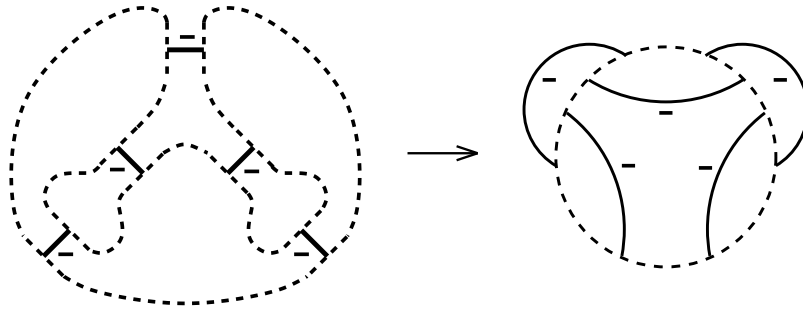


Figure 3: Matched diagram \rightarrow chord diagram

The chord diagrams obtained in this way, are rather special: the set of all chords is split into two parts (inner chords and outer chords), so that the chords in each part do not intersect between themselves, and the intersection graph of the whole diagram is bipartite.

This procedure is reversible: from a bipartite signed chord diagram one can reconstruct the knot diagram in a unique way (see Fig. 4).

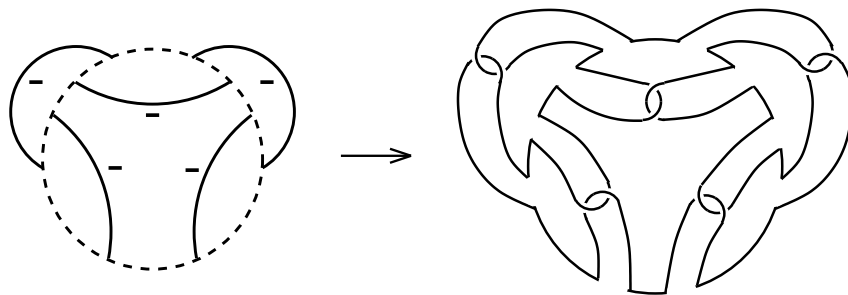


Figure 4: Chord diagram \rightarrow matched diagram

3. Seifert surfaces

A Seifert surface S of a knot is a compact oriented surface embedded in \mathbb{R}^3 so that its boundary is the given knot. Choosing a basis in $H_1(S)$, one can construct a matrix of the bilinear form $lk \circ (id, \alpha)$, where lk is the linking number, and α is a small shift

in the positive direction along the normal of S . This matrix is called a Seifert matrix of the given knot.

There is a standard procedure to construct a Seifert from any diagram, using checkerboard coloring and Seifert circles. For matched diagrams there exists a different construction, which is crucial for our needs: it yields a Seifert matrix of a special type, which, in turn, produces an Alexander matrix with extraordinary properties.

Lemma 1. *Any bipartite knot has a Seifert surface such that its Seifert matrix has the form $\begin{pmatrix} E & 0 \\ I & F \end{pmatrix}$, where $I, 0, E, F$ are square matrices of the same size, I is a unit matrix, 0 is a zero matrix, and E and F are both symmetric integer matrices.*

Proof. Consider a bipartite knot K and its plane diagram, construct the chord diagram as indicated above. Start constructing the Seifert surface from the inner circle of the chord diagram, out of which we cut out every chord together with a small open neighborhood and glue instead a double twisted band, so that the direction of the twists corresponds to the sign of the chord (see Fig. 5).

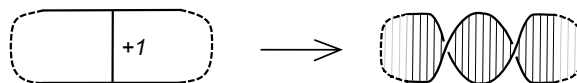


Figure 5: Construction of Seifert surface: inner chords

So far the surface remains orientable, and its boundary follows the knot as much as it can. Now we must add the bands along the outer chords. Here one must be cautious, because simply connecting the ends of the two half-chords by two half-twisted bands results in an unorientable surface. We will do as follows: first attach a band along each outer chord, then, around the middle of that band, we attach a perpendicular small band, which is twice twisted opposite to the sign of the chord.

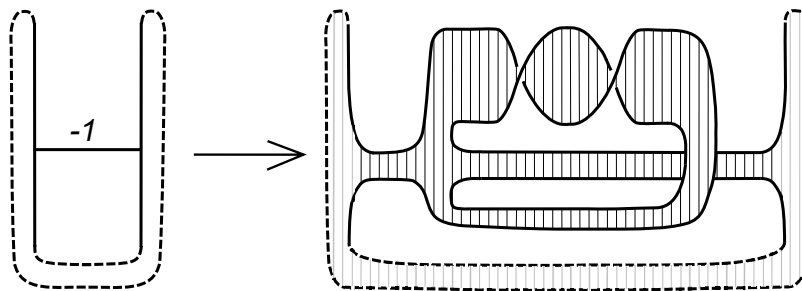


Figure 6: Construction of Seifert surface: outer chords

We show this procedure on Fig. 6 for one chord on big scale and on Fig. 7 for a whole Seifert surface of a certain knot. In the latter picture, the narrow twice twisted

bands on the left and on the right should be thought of as lying above the surface of the corresponding perpendicular wide bands. The thick solid lines indicate the boundary of the Seifert surface; the four small dashed segments show parts of the visible contour of the surface which do not belong to its boundary. The two sides of the Seifert surface (which is two-sided by definition) are indicated by different shades of gray.

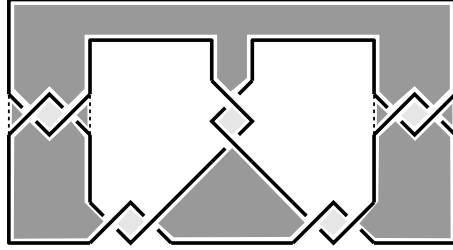


Figure 7: Seifert surface for a matched diagram of knot 8_{15}

Let n be the number of outer chords (if this number is greater than the number of inner chords, we can turn the chord diagram inside outside to simplify computations). Then, as a basis of $H_1(S)$, one can take the set $e_1, \dots, e_n, f_1, \dots, f_n$ corresponding to the outer chords and shown in Fig. 8.



Figure 8: Cycles e_k (left) and f_k (right)

It follows that the Seifert matrix for this Seifert surface (see [Lik]) has the form

$$M = \begin{pmatrix} E & 0 \\ I & F \end{pmatrix},$$

where $0, I, E, F$ are matrices of size $n \times n$, I is the unit matrix, 0 is the zero matrix, and $F_{i,j} = lk(f_i, f_j^+)$, $E_{i,j} = lk(e_i, e_j^+)$. It is clear that E is a diagonal matrix with numbers ± 1 on the diagonal (the sign is inverse to the sign of the outer chord number k). The cycles f_i and f_j can be chosen so that not to have common points, if $i \neq j$, therefore, $lk(f_i, f_j^+) = lk(f_i, f_j) = lk(f_j, f_i) = lk(f_j, f_i^+)$ and thus the matrix F is symmetric.

This construction shows that, on a practical side, it is advisable to turn the diagram inside outside, if the number of outer chords is bigger than that of inner chords — as we did before for the example knot 8_{15} . \square

4. Alexander matrices

The determinant of the Alexander matrix $A = tM - M^\top$ is equal to the Alexander polynomial of the knot K ; it is an element of the ring of Laurent polynomials $\mathbb{Z}[t, t^{-1}]$, determined up to multiplication by invertible elements of the ring, that is, monomials $\pm t^m$. The Alexander matrix is not determined by the knot uniquely; in fact, to any knot there corresponds a big family of Alexander matrices related between themselves by a set of equivalence transformations which is well known (see [Lik]). In particular, even the size of the matrix A is not invariant. What is invariant, however, is the sequence of Alexander ideals, the m -th ideal being defined as the ideal in $\mathbb{Z}[t, t^{-1}]$ generated by all minors of an arbitrary Alexander matrix of size $n - m + 1$, where n is the smallest among the number of columns and rows in A (see [Lik]).

It is well known that the Alexander polynomial can be rewritten in terms of the Conway variable $z^2 = t + t^{-1} - 2$; in general, this is no longer true about the generators of all Alexander ideals. In the case of bipartite knots, we can prove a stronger assertion.

Lemma 2. *If the knot K is bipartite, then there exists a square integer matrix B such that the matrix $I + z^2 B$ is an Alexander matrix for K (here I is the unit matrix).*

Proof. Consider the Seifert matrix M from Lemma 1. Put $A = tM - M^\top$, multiply the left block column by -1 , the second by t^{-1} , then interchange both columns. Using the symmetry of E and F , we get:

$$tA - A^\top \leftrightarrow \begin{pmatrix} (t-1)E & -I \\ tI & (t-1)F \end{pmatrix} \leftrightarrow \begin{pmatrix} I & (1-t^{-1})E \\ (1-t)F & I \end{pmatrix}.$$

By a sequence of elementary transformations, we can make zero the upper right block of this matrix, using its right lower block: In doing so, we will be always adding polynomials $(1-t)a(1-t^{-1})b = -z^2 ab$ to the elements of left upper block. In the end, the matrix will become

$$\begin{pmatrix} I + z^2 B & 0 \\ (1-t)F & I \end{pmatrix} \leftrightarrow \begin{pmatrix} I + z^2 B & 0 \\ 0 & I \end{pmatrix} \leftrightarrow I + z^2 B.$$

□

To achieve our goal, it only suffices to prove one technical proposition.

Lemma 3. *Let $p_1(x), \dots, p_n(x) \in \mathbb{Z}[x]$ be a set of ordinary polynomials and $I = \langle p_1(z^2), \dots, p_n(z^2) \rangle$ be the corresponding ideal in $\mathbb{Z}[t, t^{-1}]$. Suppose that I contains the binomial $(1+t)$. Then the ideal I is trivial: $I = \mathbb{Z}[t, t^{-1}]$.*

Proof. It is clear that $(t+1)(1+t^{-1}) = z^2 + 4 \in I$. Then division gives $p_k(z^2) = p_k^0(z^2)(z^2 + 4) + a_k$, where $a_k \in \mathbb{Z}$ are some integers. Then our ideal coincides with $I = \langle z^2 + 4, a \rangle$, where $a = (a_1, \dots, a_n)$ is the greatest common divisor of all a_i 's. Expand the element $1+t$ in the new generators: $1+t = t^{-1}(t+1)^2 q_1(t) + a q_2(t)$. Then $a q_2(t)$ is divisible by $1+t$. Therefore,

$$1 = (t+1)t^{-1}q_1(t) + a \frac{q_2(t)}{t+1} \in I,$$

and the ideal is trivial. □

5. Main result

The last lemmas show that the Alexander ideals of bipartite knots cannot be arbitrary. In particular, they are always generated by polynomials in z^2 .

Theorem. *Let K be a bipartite knot. If the Alexander ideal $I_m(K)$ is non-trivial, then it cannot contain the polynomial $1+t$.*

Proof. This is a direct consequence of Lemmas 2 and 3. □

This condition immediately give a series of knots which are not bipartite.

Corollary. *Rolfsen table knots $9_{35}, 9_{37}, 9_{41}, 9_{46}, 9_{47}, 9_{48}, 9_{49}, 10_{74}, 10_{75}, 10_{103}, 10_{155}, 10_{157}$ are not bipartite.*

Proof. For the knot 9_{46} , also known as the pretzel knot with parameters $(3, 3, -3)$, a detailed calculation of the second Alexander ideal is available from [Lik]. For other knots from the given list, we borrowed the result from computer generated tables of Knot Atlas [KA]. □

6. From under the carpet

Contrary to the universal tradition, we allow ourselves to raise the carpet and explain how we actually arrived at this solution.

It was clear to us from the beginning that the rational knots are all bipartite. Then we designed a procedure to very quickly compute the Conway polynomial of a bipartite graph, starting from the corresponding signed intersection graph. Looking through the table of all knots through 8 crossings, we managed to find the bipartite graphs that would give the same Conway polynomials, and after one or two tries, using Knotscape [Ksc] and Knotinfo [Kno], we obtained a bipartite representation for the corresponding knots. This worked for all knots, save for 8_{18} . Now, this is

the only knot until 8 crossings with nontrivial second Alexander ideal. We looked at other knots with nontrivial second Alexander ideal and found some that cannot be expressed through the Conway variable z^2 . On the other hand, we devised a procedure to represent the Alexander matrix of a bipartite graph in terms of z^2 .

After this work was finished, the second author (M. Sh.) invented another argument showing that a knot with second Alexander ideal $\langle 3, t^2 + 1 \rangle$, e.g. the table knot 10_{122} , cannot be bipartite. A separate publication is being prepared to this end.

To summarize, we have presented a sufficient condition for a knot not to have any matched diagram. We do not know, however, of any reasonable necessary condition in terms of Alexander ideals. The simplest knot which still stands our efforts, is 8_{18} .

References

- [DS] S. Duzhin, M. Shkolnikov, *A formula for the HOMFLY polynomial of rational links*, arXiv.org/abs/1009.1800.
- [Kir] Rob Kirby, *Open problems in low-dimensional topology*, Web document, math.berkeley.edu/~kirby/problems.ps.gz.
- [KA] D. Bar-Natan, S. Morrison. *Knot Atlas*, web site containing data about knots and links, <http://katlas.org/>.
- [Kno] Ch. Livingston. *Knotscape*, computer programs and tables available on-line at <http://www.indiana.edu/~knotinfo>.
- [Ksc] J. Hoste and M. Thistlethwaite, *Knotscape*, computer program available from www.math.utk.edu/~morwen/knotscape.html.
- [Lik] W. B. R. Lickorish, *An introduction to knot theory*, Graduate Texts in Math. **175**, Springer-Verlag, New York, 1997.
- [PP] T. M. Przytycka, J. H. Przytycki. *Signed dichromatic graphs of oriented link diagrams and matched diagrams*. Preprint. University of British Columbia, 1987.
- [Prz] J. H. Przytycki. t_3, \bar{t}_4 moves conjecture for oriented links with matched diagrams, Math. Proc. Cambridge Phil. Soc., 108, 1990, 55–61.
- [APR] R. P. Ansee, J. H. Przytycki, D. P. Rolfsen. *Knot polynomials and generalized mutation*, Topology Appl. 32, 237–249 (1987).
- [Rol] D. Rolfsen, *Knots and links*. Publish or Perish, Berkeley, 1976.

