

Excess energy of an ultracold Fermi gas in a trapped geometry

Shyamal Biswas^{1,*}, Debnarayan Jana¹, and Raj Kumar Manna²

¹*Department of Physics, University of Calcutta, 92 APC Road, Kolkata-700009, India*

²*Department of Physics, Indian Institute of Technology-Madras, Chennai-600036, India*

(Dated: March 20, 2019)

We have analytically explored finite size and interparticle interaction corrections to the average energy of a harmonically trapped Fermi gas below and above the Fermi temperature, and have obtained a better fitting for the excess energy reported by DeMarco and Jin [Science **285**, 1703 (1999)]. We have presented a perturbative calculation within a mean field approximation.

PACS numbers: 67.85.Lm, 03.75.Ss, 05.30.Fk

I. INTRODUCTION

Observation of quantum degeneracy of ⁴⁰K atoms [1] in harmonically trapped geometry made the study of ultracold fermions an hunting ground to the experimentalists and theoreticians within the last ten years [2–7]. In an initial remarkable experiment, DeMarco and Jin measured the energy of harmonically trapped weakly interacting ⁴⁰K atoms for different temperatures (T) [1]. They plotted the deviation of the average energy of a single ⁴⁰K atom from its classical part ($3kT$). This deviation (excess energy) particularly below the Fermi temperature (T_F) clearly indicates that ⁴⁰K atoms obey Fermi-Dirac statistics. They also compared their experimental data with the ideal gas prediction. Although this prediction matches well with the experimental data yet the measured energy is a little higher, and it maintains a systematic narrow gap with it in particular for $\frac{T}{T_F} \lesssim 1$.

It is obvious that smaller confinement and repulsive interparticle interaction increase the average energy of a particle. Since the thermodynamic limit is not well satisfied for our system as its size (\sim mm) and number ($\sim 10^6$) of particles are small [1, 2], finite size effect may contribute in removing the narrow gap between the theory and experiment. DeMarco and Jin produced a nearly ideal Fermi gas [1] but the interparticle interaction can not absolutely be neglected [2], and it may also contribute in removing the gap.

Besides the study of strongly correlated electron (Fermi) gas, weak interaction effects on Fermi gas have also been studied for a long time [8]. Finite size effect on an ideal Fermi gas was also studied a few decades ago [9]. While the Fermi gas for those cases are essentially homogeneous, the Fermi gas of our interest is inhomogeneous being trapped by an inhomogeneous magnetic field. Finite size effect was explored for such a system by the authors of Ref.[10] in a way Grossmann and Holthaus did for Bose gas [11]. They considered the finite size effect on our system by adding the zero point energy of

oscillation and a surface contribution to the bulk density of states [10]. They showed that these two corrections cancel each other in the energy expression to the first order in angular frequency. Consequently, they did not get considerable finite size correction at all. However, apart from these, finite size effect may also be there in measuring temperature [12], and in calculating the chemical potential as well. Incorporating this feature one can get considerable finite size correction to the first order in angular frequency. Along with the finite size effect we also consider the effect of weak interparticle interaction effect in energy for entire range of temperature. Although the interest of exploring the thermodynamic behavior of an ultracold Fermi gas has been moved to strongly correlated regime [13–18] yet the same for weakly interacting regime has not surprisingly been studied except that for $T \rightarrow 0$ [19, 20].

In this paper we incorporate the temperature dependence of finite size and weak interaction effects on a harmonically trapped ultracold Fermi gas in a perturbative manner. Our calculation begins with a mean field Hamiltonian where we consider short ranged interaction among the particles [19, 20]. We write the average occupation number for the interacting fermions in a self consisted way Giorgini, Pitaevskii and Stringari wrote for an interacting Bose gas [21]. We obtain a considerable shift in chemical potential due to the interparticle interaction. Then we incorporate finite size effect by considering shifts in temperature and chemical potential apart from the previous treatment [10]. We eventually get the excess energy in a closed form of fugacity (or chemical potential). Then we obtain an approximate chemical potential in a closed form of temperature. We justify it to be good in FIG. 1. This approximate chemical potential makes the excess energy in a closed form of temperature, and gives a plausibility in an analytic theory. Then we replot the experimental data for evaporation ramp indicating the temperature dependence of the number of particles [1]. We fit the data points in FIG. 2. Then we plot this excess energy for spin \uparrow and \downarrow particles in FIG. 3 considering the evaporation of particles from the trap, and compare our analytic result with the experimental data [1]. Then we also compare the interaction energy with

*Electronic address: sbiswas.phys.cu@gmail.com

the oscillator energy in FIG. 4. As a corollary, we obtain a considerable shift in Fermi energy due to the interparticle interaction. Finally we compare the interaction and finite size effects in FIG. 4.

II. MEAN FIELD THEORY

Let us consider a weakly interacting trapped Fermi gas of N number of 3-D anisotropic harmonic oscillators each having spin $1/2$. Each single particle state $\{\mathbf{p}, \mathbf{r}\}$ is described by a specific momentum (\mathbf{p}) and a specific position (\mathbf{r}) from the center of the trap, and each state of course has 2 spin degeneracy ($\sigma = \uparrow, \downarrow$). We consider unequal number of particles in the two spin states. It is convenient to begin with an isotropic trap. We will consider the anisotropic trap later. Expectation of the effective Hamiltonian operator for our system (in the mean field level) is [19]

$$E = \sum_{\sigma=\uparrow,\downarrow} \int \int (\epsilon_{\mathbf{p},\mathbf{r}}^{(0)} + \frac{3}{2}\hbar\omega)\bar{n}_{\sigma}(\mathbf{p}, \mathbf{r}) \frac{d^3\mathbf{p}d^3\mathbf{r}}{(2\pi\hbar)^3} + g \int \bar{n}_{\sigma}(\mathbf{r})\bar{n}_{\sigma'}(\mathbf{r})d^3\mathbf{r}, \quad (1)$$

where $\epsilon_{\mathbf{p},\mathbf{r}}^{(0)} = \frac{p^2}{2m} + \frac{1}{2}m\omega^2r^2$, m is the mass of each particle, ω is the angular frequency of oscillations, $g = \frac{4\pi\hbar^2 a_s}{m}$ is the coupling constant for the interparticle interaction ($gd^3(\mathbf{r} - \mathbf{r}')$ [19, 22]), a_s is the s-wave scattering length, σ' is the complementary of spin σ , $\bar{n}_{\sigma}(\mathbf{r}) = \int \bar{n}_{\sigma}(\mathbf{p}, \mathbf{r})d^3\mathbf{p}/(2\pi\hbar)^3$ is the averaged number density of spin σ particles in equilibrium, and $\bar{n}_{\sigma}(\mathbf{p}, \mathbf{r})$ is the average number of spin σ particles in equilibrium at the single particle state $\{\mathbf{p}, \mathbf{r}\}$. This number according to the Fermi-Dirac statistics is given by

$$\bar{n}_{\sigma}(\mathbf{p}, \mathbf{r}) = \frac{1}{e^{(\epsilon_{\mathbf{p},\mathbf{r}} - \mu_{\sigma})/kT} + 1}, \quad (2)$$

where μ_{σ} is the chemical potential for the weakly interacting fermions, $\epsilon_{\mathbf{p},\mathbf{r}} = \frac{p^2}{2m} + V_{eff}(\mathbf{r})$ is the mean field energy per particle, $V_{eff}(\mathbf{r}) = \frac{1}{2}m\omega^2r^2 + g\bar{n}_{\sigma'}(\mathbf{r})$ is the effective mean field potential for a spin σ particle in the harmonic trap [21]. It is to be mentioned that zero point energy can not alter the number distribution of particles as any constant shift in $\epsilon_{\mathbf{p},\mathbf{r}}$ can always be absorbed by μ_{σ} . It is also to be mentioned that we can write Eqn.(2) only in the thermodynamic limit: $N_{\sigma} \rightarrow \infty$, $\omega \rightarrow 0$ & $N_{\sigma}\omega^3 = \text{constant}$, where N_{σ} stands for total averaged number of particle having spin σ . In this limit any integral over the discrete levels $\{n\}$ (of the oscillator energy: $(n + 3/2)\hbar\omega$) is the same as that over the phase space $\{\mathbf{p}, \mathbf{r}\}$. Integrating $\bar{n}_{\sigma}(\mathbf{p}, \mathbf{r})$ in Eqn.(2) we get

$$\bar{n}_{\sigma}(\mathbf{r}) = \frac{1}{\lambda_T^3} f_{3/2}(z_{\sigma} e^{-V_{eff}(\mathbf{r})/kT}), \quad (3)$$

where $z_{\sigma} = e^{\mu_{\sigma}/kT}$ is the fugacity and $f_j(x) = x - \frac{x^2}{2^j} + \frac{x^3}{3^j} - \dots$ is a Fermi function (or integral). In mathematics literature it is known as polylog function ($-Li_j(-x)$) of order j . The chemical potential (or fugacity) is to be obtained from the constraint that

$$N_{\sigma} = \int \bar{n}_{\sigma}(\mathbf{r})d^3\mathbf{r}. \quad (4)$$

In an ideal situation ($g = 0$), $\bar{n}_{\sigma}(\mathbf{p}, \mathbf{r})$ and z_{σ} in Eqn.(2) become $\bar{n}_{\sigma}^{(0)}(\mathbf{p}, \mathbf{r})$ and $z_{\sigma}^{(0)}$ respectively. Thus for $g \rightarrow 0$ Eqn.(4) becomes

$$N_{\sigma} = \left(\frac{kT}{\hbar\omega}\right)^3 f_3(z_{\sigma}^{(0)}). \quad (5)$$

A. Shift in chemical potential due to the interaction

Let the shift in chemical potential due to interaction is given by $\delta\mu_{\sigma}^{(i)} = \mu_{\sigma} - \mu_{\sigma}^{(0)}$. This shift can now be obtained by the Taylor expansion of $\bar{n}_{\sigma}(\mathbf{r})$ in Eqn.(3) about $g = 0$ by considering $\delta z_{\sigma}^{(i)}$ an implicit function of g . Now, to the first order in g and $\delta\mu_{\sigma}^{(i)}$ we can write

$$\bar{n}_{\sigma}(\mathbf{r}) = \bar{n}_{\sigma}^{(0)}(\mathbf{r}) + \frac{g\bar{n}_{\sigma}^{(0)}(\mathbf{r})}{kT\lambda_T^3} f_{1/2}(z_{\sigma} e^{-\frac{m\omega^2r^2}{2kT}}) + \frac{\delta z_{\sigma}^{(i)}}{z_{\sigma}\lambda_T^3} f_{1/2}(z_{\sigma} e^{-\frac{m\omega^2r^2}{2kT}}), \quad (6)$$

where $\bar{n}_{\sigma}^{(0)}(\mathbf{r})$ is the number density for $g = 0$. For a given N_{σ} , integrations of $\bar{n}_{\sigma}(\mathbf{r})$ and $\bar{n}_{\sigma}^{(0)}(\mathbf{r})$ in Eqn.(6) over \mathbf{r} are the same. Thus we get

$$\int \left[\frac{\delta z_{\sigma}^{(i)}}{z_{\sigma}\lambda_T^3} + \frac{g\bar{n}_{\sigma}^{(0)}(\mathbf{r})}{kT\lambda_T^3} \right] f_{1/2}(z_{\sigma} e^{-\frac{m\omega^2r^2}{2kT}}) d^3\mathbf{r} = 0. \quad (7)$$

Now, to the first order in g and $\delta z_{\sigma}^{(i)} (= e^{\delta\mu_{\sigma}^{(i)}/kT})$ this shift is given by

$$\frac{\delta z_{\sigma}^{(i)}}{z_{\sigma}} = -\frac{g}{kT\lambda_T^3 f_2(z_{\sigma})} \sum_{i,j=1}^{\infty} \frac{(-1)^{i+j} z_{\sigma}^i z_{\sigma}^j}{(i+j)^{3/2} i^{3/2} j^{1/2}} \quad (8)$$

up to the first order in g and zeroth order in ω . From Eqn.(8) we can also say that Fermi energy decreases due to the repulsive interparticle interaction among the particles.

III. FINITE SIZE EFFECT

Apart from introducing the zero point energy in Eqn.(1), finite size correction may also arise from the conversion of the summation over the discrete levels ($\{n\}$)

to the integration over ($\{n\}$) or that over the phase space ($\{\mathbf{p}, \mathbf{r}\}$) [10]. This conversion would impose a correction in density of states, such that the surface part (by name) $\frac{3}{2} \frac{d^2 p d^2 r}{(2\pi\hbar)^2}$ up to the first order in ω is to be added with the bulk part ($\frac{d^3 p d^3 r}{(2\pi\hbar)^3}$). The bulk and surface parts correspond respectively to the first and second terms of the degeneracy ($n^2/2 + 3n/2 + 1$) of the n th level with energy $\epsilon_n = (n + \frac{3}{2})\hbar\omega$.

A. Corrections in temperature and chemical potential

Macrostate of our system in thermodynamic equilibrium can be described by the set $\{\omega, T, \mu_\sigma^{(0)}\}$, where T and $\mu_\sigma^{(0)}$ (according to the zeroth law) are characteristics of an heat and particle reservoir. For our finite system, temperature is not measured directly [12]. It is measured from the momentum distribution of atoms obtained after free expansion switching the magnetic trap off [12]. The measured distribution is fitted with the momentum distribution formula $\bar{n}_\sigma(\mathbf{p}) = \frac{1}{(m\lambda_T\omega)^3} f_{3/2}(z_\sigma e^{-p^2/2mkT})$ obtained from the Fourier transform of $\bar{n}_\sigma(\mathbf{r})$ in Eqn.(3) [23]. This fitting formula is true only in the thermodynamic limit, and in the classical limit, the width is proportional to \sqrt{T} . Effect of zero point motion, however, has not been included in this fitting formula. Inclusion of this would certainly increase the width and the temperature as well. Chemical potential on the other hand, is not usually measured, but obtained from Eqn.(5) which is true only in the thermodynamic limit. Now, we propose that actual temperature $T^{(f)}$ and chemical potential ($\mu_\sigma^{(f)}$) of a finite system are different from the measured and calculated value respectively, and they must be the same in the thermodynamic limit.

It should be mentioned that interparticle interaction may also change the momentum distribution, and we have already considered it as a shift in fugacity (Eqn.(8)) only. We expect that $\delta T^{(f)} = T^{(f)} - T$ would be positive for smaller confinement, and $\delta\mu^{(f)} = \mu^{(f)} - \mu^{(0)}$ would be negative for a given N_σ . For $g = 0$, Eqn.(4) along with the surface part of the integration now becomes [11, 24]

$$N_\sigma = \left(\frac{kT^{(f)}}{\hbar\omega}\right)^3 f_3(z_\sigma^{(f)}) + \frac{3}{2} \left(\frac{kT^{(f)}}{\hbar\omega}\right)^2 f_2(z_\sigma^{(f)}). \quad (9)$$

where $z_\sigma^{(f)}$ is the actual fugacity. Let us further assume that $T^{(f)} = T$ only at the absolute zero. Comparing Eqns.(5) and (9) we get the finite size correction in chemical potential at $T = 0$ as $\delta\mu_\sigma^{(f)} = -\frac{3}{2}\hbar\omega$. Henceforth we assume that $\delta\mu_\sigma^{(f)}$ is the same in all temperature. This implies that $\delta z_\sigma^{(f)} = z_\sigma^{(f)} - z_\sigma^{(0)} = -z_\sigma^{(0)} 3\hbar\omega/2kT$. Thus keeping N_σ fixed in Eqn.(9) we get the shift in tempera-

ture in terms of $\delta z_\sigma^{(f)}$ as

$$\frac{\delta T^{(f)}}{T} = -\frac{\delta z_\sigma^{(f)}}{3z_\sigma^{(0)}} \frac{f_2(z_\sigma)}{f_3(z_\sigma)} + O\left(\frac{\hbar\omega}{kT}\right)^2 = \frac{1}{2} \frac{\hbar\omega}{kT} \frac{f_2(z_\sigma)}{f_3(z_\sigma)}. \quad (10)$$

For Bose gas, below T_c , $\delta z_\sigma^{(f)}$ as well as $\delta T^{(f)}$ has been assumed to be zero for obtaining a sharp condensation point (T_c) and a considerable T_c shift [11, 24]. The authors of Ref.[10] also assumed the same for Fermi gas, and eventually did not get any considerable finite size correction in energy. However, in reality a finite system of Bose gas should not have a sharp condensation point [25], and energy of a Fermi gas shows deviation from its bulky behavior [1]. That is why we have assumed $\delta z_\sigma^{(f)}$ as well as $\delta T^{(f)}$ to be nonzero. Our assumption does not give a sharp condensation point of a Bose gas, and on the other hand, it may considerably improve the ideal gas prediction for ultra-cold Fermi gas [1].

B. Correction in energy

Let us now obtain the total energy of the system. In an ideal situation ($g = 0$), Eqn.(1) along with the surface part of the integration gives the energy of spin σ particles up to the first order in ω as

$$E_\sigma^{(f)} = \hbar\omega \left[3 \left(\frac{kT^{(f)}}{\hbar\omega}\right)^4 f_4(z_\sigma^{(f)}) + \frac{9}{2} \left(\frac{kT^{(f)}}{\hbar\omega}\right)^3 f_3(z_\sigma^{(f)}) \right] \quad (11)$$

So far we have considered our system to be isotropic ($\omega_x = \omega_y = \omega_z = \omega$). The prescription for including anisotropy is to replace ω in the bulk part by its geometric mean ($\tilde{\omega}$), and in the finite size correction part by its arithmetic mean $\bar{\omega}$. Thus we recast Eqn.(11) along with Eqns.(10) and (5), and get energy per particle in terms of measured temperature as

$$U_\sigma^{(f)} = 3kT \frac{f_4(z_\sigma^{(0)})}{f_3(z_\sigma^{(0)})} \left[1 + \frac{\hbar\bar{\omega}}{kT} \left(2 \frac{f_3(z_\sigma^{(0)})f_3(z_\sigma^{(0)})}{f_4(z_\sigma^{(0)})f_2(z_\sigma^{(0)})} - \frac{3}{2} \right) \right] \quad (12)$$

IV. EVALUATION OF INTERACTION ENERGY

Interaction energy per particle up to the first order in g can be obtained from Eqn.(1) and (5). It is however difficult to evaluate for the presence of different $z_\sigma^{(0)}$ and $z_{\sigma'}^{(0)}$ in $\bar{n}_\sigma^{(0)}(\mathbf{r})$ and $\bar{n}_{\sigma'}^{(0)}(\mathbf{r})$ respectively. At this level we give an *ansatz* that $\frac{\bar{n}_{\sigma'}^{(0)}(\mathbf{r})}{\bar{n}_\sigma^{(0)}(\mathbf{r})} = \frac{N_{\sigma'}}{N_\sigma}$. Now, we get interaction energy per spin σ particle as

$$U_\sigma^{(\text{int})} = \frac{g}{\lambda_T^3} \frac{N_{\sigma'}}{N_\sigma} \left(\frac{h(z_\sigma^{(0)})}{f_3(z_\sigma^{(0)})} \right), \quad (13)$$

where

$$h(z_\sigma^{(0)}) = \frac{4}{\sqrt{\pi}} \int_0^\infty [f_{3/2}(z_\sigma^{(0)} e^{-x^2})]^2 x^2 dx. \quad (14)$$

It is easy to check that for $T \gtrsim T_F$, the integral representation of $h(z_\sigma^{(0)})$ in Eqn.(14) can be approximated by the closed form $\frac{1}{2^{3/2}} [f_{9/4}(z_\sigma^{(0)})]^2$.

V. CORRECTED EXCESS ENERGY

Energy per particle (U_σ) to the first order in $\bar{\omega}$ and g can be obtained as a summation of its two parts in Eqn.(12) and (13). It is easy to check that its classical part is $U_\sigma^{cl} = 3kT$. Thus we get excess energy per particle ($\delta U_\sigma = U_\sigma - U_\sigma^{cl}$) for our anisotropic system as

$$\frac{\delta U_\sigma}{U_\sigma^{cl}} = \frac{f_4(z_\sigma^{(0)})}{f_3(z_\sigma^{(0)})} \left[1 + \frac{\bar{\omega}}{\tilde{\omega}} \left(\frac{T_F/T}{(6N_\sigma)^{1/3}} \right) \left\{ 2 \frac{f_3(z_\sigma^{(0)})}{f_4(z_\sigma^{(0)})} \frac{f_3(z_\sigma^{(0)})}{f_2(z_\sigma^{(0)})} - \frac{3}{2} \right\} + \frac{g}{3kT\lambda_T^3} \frac{N_{\sigma'}}{N_\sigma} \frac{h(z_\sigma^{(0)})}{f_4(z_\sigma^{(0)})} \right] - 1, \quad (15)$$

where kT_F gets the value $\hbar\tilde{\omega}(6N_\sigma)^{1/3}$.

A. Chemical potential in a closed form of temperature

However, If we want to plot the excess energy with respect to T we need to know the temperature dependence of $\mu_\sigma^{(0)}$ from Eqn.(5). But it is impossible to know in a closed form as the inverse of a polylog function does not exist. There is no other way but to get $\mu_\sigma^{(0)}$ in a closed form without approximation. However, whether an approximate $\mu_\sigma^{(0)}$ is good can be justified from the exact graphical solutions which might have been used by DeMarco and Jin [1]. In the following we prescribe an approximate method for obtaining a good $\mu_\sigma^{(0)}$ in a closed form relevant for the entire range of temperature.

Let us first investigate the approximate $\mu_\sigma^{(0)}(T)$ in the degenerate regime ($T/T_F \ll 1$). For $\frac{T}{T_F} \rightarrow 0$, Fermi functions follow Sommerfeld's asymptotic formula [26]

$$f_j(z_\sigma^{(0)}) = \frac{[\mu_\sigma^{(0)}/kT]^j}{\Gamma(j+1)} \left[1 + \frac{\pi^2}{6} \frac{j(j-1)}{[\mu_\sigma^{(0)}/kT]^2} + \dots \right]. \quad (16)$$

Now for $j = 3$, Eqn.(5) and (16) lead to the asymptotic form of chemical potential

$$\mu_\sigma^{(0)}(T_{<}) = kT_F \left[1 - \frac{\pi^2}{3} \left(\frac{T}{T_F} \right)^2 + \dots \right]. \quad (17)$$

One can check that the approximate chemical potential in Eqn.(17) is reasonably good for $T/T_F \lesssim 0.5$.

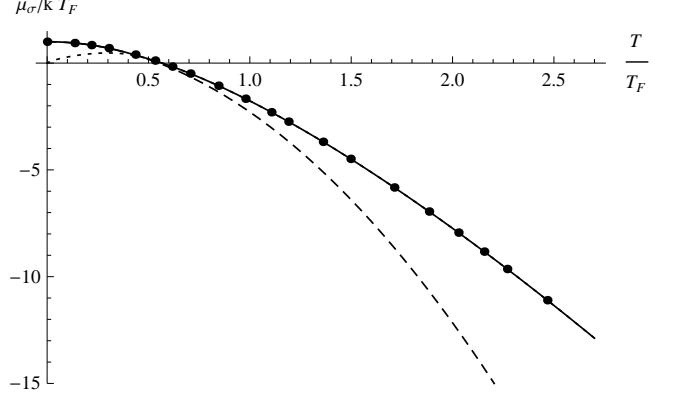


FIG. 1: Dashed and dotted lines represent Sommerfeld's result (Eqn. (17)) and improved classical result (Eqn.(19)) respectively. Solid line represents the approximate chemical potential in Eqn.(20). Points represent exact graphical solutions of $\mu_\sigma(T)$ in Eqn.(5).

Let us also investigate the approximate $\mu_\sigma^{(0)}(T)$ in the classical regime ($T/T_F \gg 1$). Taking only the first term of the Taylor series expansion of $f_3(z_\sigma^{(0)})$ we get the approximate chemical potential as

$$\mu_\sigma^{(0)}(T_{\gg}) = -3kT_F \frac{T}{T_F} \ln \left(6^{1/3} \frac{T}{T_F} \right). \quad (18)$$

Although the approximate $\mu_\sigma^{(0)}$ in Eqn.(18) is valid for $T/T_F \rightarrow \infty$ yet one can check that it is reasonably good even for $T/T_F \gtrsim 1.5$.

However, in DeMarco and Jin's experiment [1], observation of quantum degeneracy was highlighted for $0.5 \lesssim T/T_F \lesssim 1.5$. For this regime none of the above approximations is good. In the next, we present a calculation of obtaining a more accurate form of the chemical potential relevant not only for $0.5 \lesssim T/T_F \lesssim 1.5$ but for the entire range of temperature.

Classical result in Eqn.(18) can be improved by considering the first three terms of the Taylor series expansion of $f_3(z_\sigma^{(0)})$. Real root for the cubic Eqn. of $z_\sigma^{(0)}$ now leads to

$$\mu_\sigma^{(0)}(T_{>}) = kT_F \frac{T}{T_F} \ln \left[\frac{9}{8} - \frac{165 \times 3^{1/3} f(t)}{8} + \frac{3^{2/3}}{8f(t)} \right], \quad (19)$$

where $f(t) = t/[128 - 783t^3 + 16\sqrt{64 - 783t^3 + 8244t^6}]^{1/3}$ and $t = T/T_F$. Sommerfeld's result (Eqn.(17)) and the improved classical result (Eqn.(19)) matches for $t \approx 0.468$. Thus approximate chemical potential for $0 \leq \frac{T}{T_F} < \infty$ can be written from Eqns.(17) and (19) as

$$\mu_\sigma^{(0)}(T) = \mu_\sigma^{(0)}(T_{<})\theta(0.468 - t) + \mu_\sigma^{(0)}(T_{>})\theta(t - 0.468). \quad (20)$$

Comparing with the exact graphical solutions in FIG. 1 we can say that approximate $\mu_\sigma^{(0)}$ in Eqn.(20) is reasonably good for the entire range of temperature.

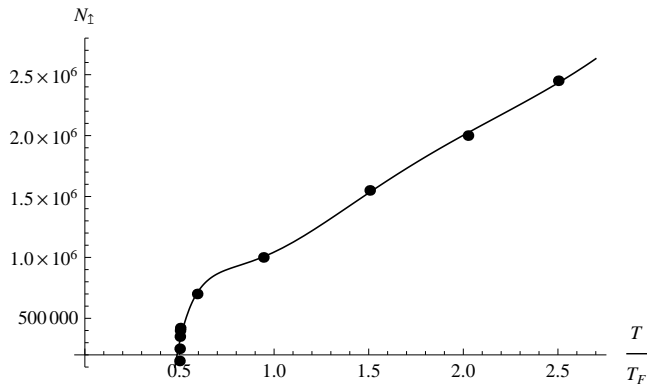


FIG. 2: A few experimental data points for evaporation of N_{\uparrow} have been adapted from Ref.[1]. Solid line represents a possible fitting (Eqn.(21)) for the data points.

B. Data fitting for evaporation of particles

However, for comparing our analytic result with the experimental data, we need to know the temperature dependence of number of particles that arises due to evaporation of particles during the experiment DeMarco and Jin [1]. Although the average number of particles is not a constant yet they compared their experimental data with the ideal gas prediction. Ideal gas prediction for a fixed N_{σ} remains unaltered if N_{σ} changes quasi-statistically with temperature. Thus temperature dependence of N_{σ} in our theory would come only in the corrections parts in Eqn.(15).

DeMarco and Jin showed temperature dependence of N_{\uparrow} in a figure keeping $N_{\uparrow} : N_{\downarrow} = 60\% : 40\%$ unchanged within 5% error during the evaporation ramp [1]. We replot their data in FIG. 2, and a possible fitting for these data points is obtained with the help of Wolfram Mathematica, and is given by

$$N_{\uparrow}(t) = 10^{11}(c_0 + c_1 t^{\frac{1}{16}} + c_2 t^{\frac{1}{8}} + c_3 t^{\frac{1}{4}} + c_4 t^{\frac{1}{2}} + c_5 t), \quad (21)$$

where $c_0 = -2.05293$, $c_1 = 6.55557$, $c_2 = -6.03520$, $c_3 = 1.69586$, $c_4 = -0.168018$, $c_5 = 0.00472971$. From FIG. 2 we can see that N_{\uparrow} varies from (\sim) 2.7×10^6 to (\sim) 4.2×10^5 as T/T_F decreases from 2.7 to 0.5. Multiplying the right hand side of Eqn.(21) by $2/3$ we get $N_{\downarrow}(t)$ as well.

C. Our result for excess energy per particle

We put the temperature dependence particles only in the correction parts in Eqn.(15) and plot the excess energy (with the approximate chemical potential in Eqn.(20)) in FIG. 3 for spin \uparrow and spin \downarrow particles. In the same figure we also plot the ideal gas prediction putting $\bar{\omega} = 0$ and $g = 0$ in Eqn.(15). From this figure we can say that our analytic result matches better with the experimental data.

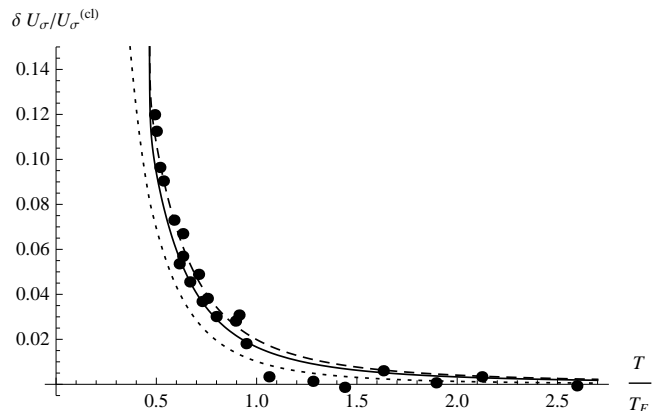


FIG. 3: Dotted line represents ideal gas prediction [1]. Solid and dashed lines represent our result in Eqn.(15) for spin \uparrow and \downarrow respectively. Several experimental points have been adapted from Ref.[1]. Here we take $m = 40 \times 1.674927 \times 10^{-27}$ kg, $\bar{\omega} = 449.440$ Hz, $\bar{\omega} = 614.705$ Hz, $N_{\uparrow} : N_{\downarrow} = 60\% : 40\%$ [1], and $a_s = 169a_0$ [2].

VI. COMPARISONS AMONG IDEAL AND CORRECTION PARTS

As a consistency check and for showing plausibility of our theory, let us now compare the interaction energy and potential energy for different temperatures. It is easy to understand from Eqn.(13) that $N_{\sigma} U_{\sigma}^{(\text{int})}$ is the total interaction energy ($E^{(\text{int})}$). We can also say from the virial theorem that $(N_{\sigma} U_{\sigma}^{(0)} + N_{\sigma'} U_{\sigma'}^{(0)})/2$ is the total oscillator energy ($E^{(\text{ho})}$). Thus from Eqn.(15), we get their ratio for $N_{\sigma} = N_{\sigma'}$ as

$$\frac{E^{(\text{int})}}{E^{(\text{ho})}} = \left(\frac{g}{3kT\lambda_T^3} \right) \frac{h(z_{\sigma}^{(0)})}{f_4(z_{\sigma}^{(0)})} + O(g^2). \quad (22)$$

We plot the right hand side of Eqn.(22) for a fixed number of particles in FIG. 4. However, to obtain $\frac{E^{(\text{int})}}{E^{(\text{ho})}}$ for $T \rightarrow 0$, we must need to know the asymptotic expansions of $f_4(z_{\sigma}^{(0)})$ and $h(z_{\sigma}^{(0)})$. While the first one is followed from Eqn.(16) second one is to be obtained from Eqn.(14). In the integral representation of $h(z_{\sigma}^{(0)})$, the Fermi function contributes essentially for $x < (\ln z_{\sigma}^{(0)})^{1/2}$. Now, from Eqns.(14) and (16) we get the desired asymptotic expansion as

$$h(z_{\sigma}^{(0)}) = \frac{1024(\ln z_{\sigma}^{(0)})^{\frac{3}{2}}}{2835\pi^{3/2}} \left[1 + \frac{21\pi^2}{32(\ln z_{\sigma}^{(0)})^2} + \dots \right]. \quad (23)$$

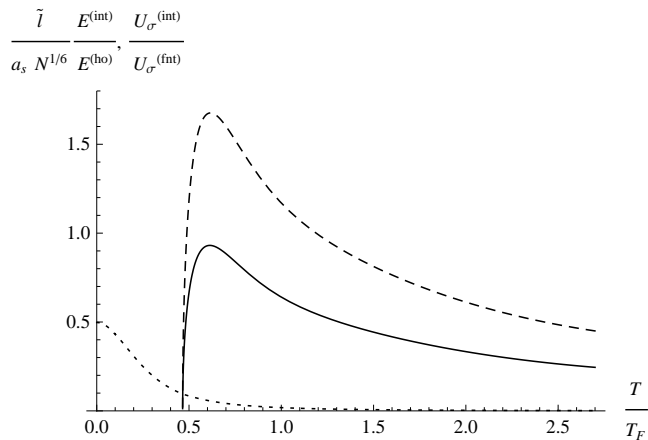


FIG. 4: Dotted line represents the ratio of interaction and potential energy (Eqn.(22)) for fixed number of particles in units of $a_s N^{1/6}/\tilde{l}$. Solid and dashed lines represent the ratio of interaction and finite size corrections (in Eqn.(15)) for spin \uparrow and \downarrow particles respectively.

This form has been used in FIG. 4 in particular for $T/T_F \leq 0.1$. Thus for $T \rightarrow 0$, Eqn.(22) gives

$$\begin{aligned} \frac{E^{(\text{int})}(0)}{E^{(\text{ho})}(0)} &= \frac{8192 \times \sqrt{2} \times 3^{1/6}}{2835\pi^2} \left(\frac{(2N_\sigma)^{1/6} a_s}{\tilde{l}} \right) \\ &\approx 0.497 \left(\frac{(2N_\sigma)^{1/6} a_s}{\tilde{l}} \right), \end{aligned} \quad (24)$$

where $\tilde{l} = \sqrt{\frac{\hbar}{m\omega}}$ is the confining length scale for a harmonically trapped particle at the ground state. One can check that Eqn.(24) is consistent with the Thomas-Fermi result for $T \rightarrow 0$ [19]. As a corollary of the asymptotic expansion, we can also calculate the shift in Fermi energy (from Eqn.(8)) due to interaction as

$$\begin{aligned} \frac{\delta\mu_\sigma^{(i)}(0)}{\mu_\sigma(0)} &= -\frac{128 \times \sqrt{2} \times 3^{1/6}}{105\pi^2} \left(\frac{(2N_\sigma)^{1/6} a_s}{\tilde{l}} \right) \\ &\approx -0.210 \left(\frac{(2N_\sigma)^{1/6} a_s}{\tilde{l}} \right). \end{aligned} \quad (25)$$

It is not clear from FIG. 3 how big is the finite size correction with respect to the interaction correction. Dividing $U_\sigma^{(\text{int})}$ by $U_\sigma^{(\text{fnt})}$ in Eqn.(15) we get the ratio of the interaction and finite size correction, and plot it in FIG. 4 for spin \uparrow and \downarrow particles with the experimental parameters used in FIG 3. From FIG. 4 we can say that interaction and finite size corrections are comparable within the temperature range of our interest. This comparison for $T/T_F < 0.5$, however, is ill defined as the temperature dependence of N_σ is insensitive for $T/T_F \lesssim 0.5$ in FIG. 2.

VII. CONCLUSION

We have presented an analytic calculation for exploring thermodynamic behavior of a harmonically trapped weakly interacting Fermi gas through the temperature dependent energy. Our result for $\frac{T}{T_F} \rightarrow 0$ and $\frac{T}{T_F} \gg 1$, reproduces the standard Thomas-Fermi [19] and classical results [1] respectively, and of course matches better with the experimental data [1].

Since the number density of the fermions in the trap is reasonably low ($\sim 10^{16}/\text{m}^3$) one may expect ladder approximation as a better choice with respect to our choice for the mean field (Hartree-Fock) approximation [27]. However, we can not get any contribution from the ladder diagrams if we consider short ranged interaction ($g\delta^3(\mathbf{r} - \mathbf{r}')$) among the particles. Hence, Hartree-Fock approximation is reasonably good even for the low dense gas considered by us.

Finite size and interaction corrections scheme prescribed here is general to both the Fermi gas and Bose gas. For Bose gas, Fermi functions ($f_j(\mathbf{x})$) are to be replaced by the Bose-Einstein functions ($g_j(\mathbf{x})$).

We also have obtained an approximate chemical potential in a closed form of temperature so that theoretical study of weakly interacting Fermi gas has been made plausible in the entire range of temperature.

Our main new result is the finite size correction part in Eqn.(15) which although seems obvious yet nobody got that even for Bose gas before us by assuming shifts in temperature and chemical potential as finite size corrections. For these assumptions, we are the first to get finite size correction in energy to the first order in $\frac{\hbar\omega}{kT}$ which before us was believed to be of $O(\frac{\hbar\omega}{kT})^2$ [10]. This first order correction along with interparticle interaction in Eqn.(15) may considerably improve the ideal gas prediction.

Excess energy in other experiments also found to be a little larger with respect to the ideal gas prediction [2]. Our result (for the finite size and interaction corrections) are somewhat uncertain at the present level of accuracy [1, 2], and compelling the experimental evidences for its presence. Future experiment with reduced error may confirm our prediction.

VIII. ACKNOWLEDGMENT

This work has been sponsored by the University Grants Commission [UGC] under the D.S. Kothari Postdoctoral Fellowship Scheme [No.F.4-2/2006(BSR)/13-280/2008(BSR)]. Useful comments of J.K. Bhattacharjee of SNBNCBS and K. Sengupta of IACS are gratefully acknowledged. Hospitalities of IACS and IISER-Kolkata are also acknowledged.

-
- [1] B. DeMarco and D.S. Jin, *Science* **285**, 1703 (1999)
- [2] B. DeMarco, S.B. Papp, and D.S. Jin, *Phys. Rev. Lett.* **86**, 5409 (2001)
- [3] A.G. Truscott, K.E. Strecker, W.I. McAlexander, G.B. Partridge, and R.G. Hulet, *Science* **291**, 2570 (2001)
- [4] M.W. Zwierlein, J.R. Abo-Shaeer, A. Schirotzek, C.H. Schunck, and W. Ketterle, *Nature* **435**, 1047 (2005)
- [5] J. Kinast, A. Turlapov, J.E. Thomas, Q. Chen, J. Stajic, and K. Levin, *Science* **307**, 1296 (2005)
- [6] S. Nascimbene, N. Navon, K.J. Jiang, F. Chevy, and C. Salomon, *Nature* **463**, 1057 (2010)
- [7] S. Giorgini, L.P. Pitaevskii, and S. Stringari, *Rev. Mod. Phys.* **80**, 1215 (2008)
- [8] T.D. Lee and C.N. Yang, *Phys. Rev.* **105**, 1119 (1957)
- [9] V. Subrahmanyam and M. Barma, *J. Phys. A: Math. Gen.* **22**, L489 (1989)
- [10] G. Su, L. Chen, and J. Chen, *Phys. Lett. A* **326**, 252 (2004)
- [11] S. Grossmann and M. Holthaus, *Phys. Lett. A* **208**, 188 (1995)
- [12] W. Ketterle, *How are temperatures close to absolute zero achieved and measured?*, *Scientific American* (Jan. 19, 2004)
- [13] T.-L. Ho, *Phys. Rev. Lett.* **92**, 090402 (2004)
- [14] L.D. Carr, G.V. Shlyapnikov, and Y. Castin, *Phys. Rev. Lett.* **92**, 150404 (2004)
- [15] A. Perali, P. Pieri, L. Pisani, and G.C. Strinati, *Phys. Rev. Lett.* **92**, 220404 (2004)
- [16] Q. Chen, J. Stajic, and K. Levin, *Phys. Rev. Lett.* **95**, 260405 (2005)
- [17] A. Bulgac, J.E. Drut, and P. Magierski, *Phys. Rev. Lett.* **99**, 120401 (2007)
- [18] H. Hu, X.-J. Liu, and P.D. Drummond, *New J. Phys.* **12**, 063038 (2010)
- [19] L. Vichi and S. Stringari, *Phys. Rev. A* **60**, 4734 (1999)
- [20] M. Amoruso, I. Meccoli, A. Minguzzi, and M.P. Tosi, *Eur. Phys. J. D* **8**, 361 (2000)
- [21] S. Giorgini, L.P. Pitaevskii, and S. Stringari, *Phys. Rev. A* **54**, R4633 (1996)
- [22] S. Biswas, *Eur. Phys. J. D* **55**, 653 (2009)
- [23] C. Raman, Private communication (2005)
- [24] S. Biswas, *Phys. Lett. A* **372**, 1574 (2008)
- [25] A. Griesmaier, J. Werner, S. Hensler, J. Stuhler, and T. Pfau, *Phys. Rev. Lett.* **94**, 160401 (2005)
- [26] R.K. Pathria, *Statistical Mechanics*, p. 510, Butterworth-Heinemann, 2nd ed. (1996)
- [27] A.L. Fetter and J.D. Walecka, *Quantum Theory of Many-Particle Systems*, Dover Publications, Inc., 1st ed. (2003)