

Evidence for Rapidly Rotating Black Holes in FR I Radio Galaxies

Qingwen Wu¹, Xinwu Cao², and Ding-Xiong Wang¹

ABSTRACT

We investigate the correlation between 151 MHz radio luminosity, $L_{151 \text{ MHz}}$, and jet power, P_{jet} , for a sample of low-power radio galaxies, of which the jet power is estimated from X-ray cavities. The jet power for a sample of FR I radio galaxies is estimated with the derived empirical correlation. We find that $P_{\text{jet}}/L_{\text{Edd}}$ is positively correlated with $L_{\text{X}}^{2-10 \text{ keV}}/L_{\text{Edd}}$ for FR Is, where L_{Edd} is the Eddington luminosity and $L_{\text{X}}^{2-10 \text{ keV}}$ is 2-10 keV X-ray luminosity. We calculate the jet power of a hybrid model, as a variant of Blandford-Znajek model proposed by Meier, based on the global solution of the advection-dominated accretion flow (ADAF) surrounding a Kerr black hole (BH). Our model calculations suggest that the maximal jet power is a function of mass accretion rate and the black hole spin parameter j . The hard X-ray emission is believed to be mainly from the ADAFs in FR Is, and the mass accretion rate is therefore constrained with the X-ray emission in our ADAF model calculations. We find that the dimensionless angular momentum of BH $j \gtrsim 0.9$ is required in order to reproduce the observed relation of $P_{\text{jet}}/L_{\text{Edd}} - L_{\text{X}}^{2-10 \text{ keV}}/L_{\text{Edd}}$ for FR Is. Our conclusion will be strengthened if part of the X-ray emission is contributed by the jets. Our results suggest that BHs in FR I radio galaxies are rapidly spinning, which are almost not affected by the uncertainty of the black hole mass estimates.

Subject headings: accretion, accretion disks - black hole physics - galaxies: jets - X-rays - MHD.

¹Department of Physics, Huazhong University of Science and Technology, Wuhan 430074, China; Email: qwwwu@mail.hust.edu.cn; dxwang@mail.hust.edu.cn

²Key Laboratory for Research in Galaxies and Cosmology, Shanghai Astronomical Observatory, Chinese Academy of Sciences, Shanghai, 200030 China; Email: cxw@shao.ac.cn

1. Introduction

The currently most favored jet formation mechanisms include the Blandford-Znajek (BZ) process (Blandford & Znajek 1977) and the Blandford-Payne process (Blandford & Payne 1982). In the BZ process, energy and angular momentum are extracted from a rotating black hole (BH) and transferred to a remote astrophysical load by open magnetic field lines. In the BP process, the magnetic fields threading the disk extract energy from the rotation of the accretion disk itself to power the jet/outflow. The so-called hybrid model, as a variant of BZ model, was proposed by Meier (1999), which combined the BZ and BP effects through the large-scale magnetic fields threading the accretion disk outside the ergosphere and the rotating plasma within the ergosphere. The recent MHD simulations showed that both BH spin and accretion process may play important roles in jet formation (e.g., McKinney & Gammie 2004; Hirose et al. 2004; De Villiers et al. 2005; Hawley & Krolik 2006), which seem to support the hybrid model.

Recent high resolution *Chandra* observations of the galaxy clusters and giant elliptical galaxies have revealed prominent X-ray surface brightness depressions corresponding to cavities or bubbles created by AGN activities (e.g., Fabian et al. 2000; Birzan et al. 2004; Allen et al. 2006; Rafferty et al. 2006). The X-ray cavities were found to be cospatial with the radio lobes in nine nearby low-power radio galaxies, which suggest that these cavities are most likely inflated by the interaction of radio jet and surrounding hot gas (e.g., McNamara et al. 2000; Allen et al. 2006). Therefore, the X-ray cavities provide a direct measurement of the mechanical energy released by the jet through the work done on the hot gas surrounding them. Measurements of this energy, combined with measurements of the time-scale required to inflate the cavities, can be used to estimate the jet power (e.g., Allen et al. 2006).

Low-power Fanaroff-Riley I radio galaxies (FR Is) are believed to be the BL Lac objects with relativistic jet misaligned to our line of sight, and high-power FR IIs correspond to misaligned radio quasars (Urry & Padovani 1995). The Eddington ratios $L_{\text{bol}}/L_{\text{Edd}}$ of FR I/BL Lacs are systematically lower than those of FR II/radio quasars, with a rough division at $L_{\text{bol}}/L_{\text{Edd}} \sim 0.01$, which implies the accretion mode in FR I/BL Lacs may be different from that of FR II/radio quasars (e.g., Ghisellini & Celotti 2001; Xu et al. 2009). Low mass accretion rates \dot{m} may lead to the accretion flows to be advection dominated (e.g., Narayan & Yi 1994), and such hot, optically thin, geometrically thick advection-dominated accretion flows (ADAFs) are suggested to be present in low-luminosity AGNs (LLAGNs, e.g., FR Is, low luminosity Seyferts etc., Wu et al. 2007; Yuan 2007; Narayan & McClintock 2008, and references therein).

The BH spin remains one of the most intriguing aspects of astrophysics. At present,

only a few observations allow spins to be estimated for supermassive BHs, which are based on the fitting of the ‘reflection’ component of iron line around 6.4 keV (e.g., Wilms et al. 2001; Fabian et al. 2002). The spin energy of the BH is thought to play an important role in powering the large-scale jets from AGNs based on the BZ process or the hybrid model of BZ and BP processes. In last few years, many groups tried to investigate the BH spins of radio galaxies from their jet power based on different jet formation models. Nemmen et al. (2007) proposed that the BHs in the elliptical galaxies should be rapidly rotating in order to drive powerful jets to heat the intracluster medium and quench cooling flows. They constrained the BH spins for nine nearby elliptical galaxies by comparing the jet power estimates with the BZ model and the hybrid model, where the self-similar structure of ADAF and Bondi accretion rates are used (see Nemmen et al. 2007, for more details). McNamara et al. (2011) further investigated the roles of the BH spin and accretion in generating powerful AGN outbursts in the cores of 31 clusters or galaxies based on the model of Nemmen et al. (2007). However, they found that Bondi accretion from hot atmospheres is generally unable to fuel these powerful AGNs and other fuel supply should be important (see Wu et al. 2007, for a similar conclusion). Therefore, it is difficult to place strong constraints on the spin parameter based on the jet power and Bondi accretion rates of these radio galaxies. Daly (2009) showed that the BH spins of low power radio sources may range from about 0.1 to 0.8, where their results are based on the two unclear assumptions: (1) the magnetic field strength is equal to approximately the Eddington magnetic field strength; (2) the field strength is proportional to the BH spin. Wu & Cao (2008) proposed that the dividing line of FR I/II dichotomy can be well reproduced if the BH is rapidly rotating and the putative dimensionless accretion rate $\dot{m} \simeq 0.01$ is adopted, where the accretion rate $\dot{m} \simeq 0.01$ is roughly consistent with that of the critical rate for the accretion mode transition from a standard disk to an ADAF.

One of the difficulties to constrain the BH spin is that the mass accretion rate \dot{m} and the black hole spin parameter j are degenerate in jet formation models, which means that the black hole spin parameter cannot be well constrained even after the jet power is measured. The purpose of this paper is to constrain the BH spin parameters for a sample of FR I radio galaxies, in which the mass accretion rates are constrained with their nuclear X-ray emission. Most previous work on the jet power extracted from ADAFs were based on the self-similar structure of ADAFs (e.g., Nemmen et al. 2007; McNamara et al. 2011). In this work, we will calculate the jet power based on the global solution of ADAF surrounding Kerr BHs, since that the self-similar solution can well reproduce the global solution at large radii, while it deviates significantly near the BHs. A Λ CDM cosmology with $H_0 = 70 \text{ km s}^{-1} \text{ Mpc}^{-1}$, $\Omega_M = 0.27$, and $\Omega_\Lambda = 0.73$ is adopted in this work.

2. Sample

Our sample consists of two parts. The first part is the low-power radio sources with jet power estimated from their X-ray cavities (part I). In the literature, X-ray cavities have been divided into two categories: radio-filled cavities and radio-ghost cavities, depending on the presence or absence of bright 1400 MHz radio emission in the cavities (e.g., Birzan et al. 2008, and references therein). In this work, we only consider the cavities with relatively strong radio emission (radio-filled cavities, e.g., FR I and low-power FR II), where the particle injection is still occurring, and ghost cavities have been excluded due to the conjecture that they are only the relics of earlier outbursts whose radio emission has faded and it is no longer an indicator of current jet power (e.g., Birzan et al. 2008). Twelve sources are selected from Merloni & Heinz (2007) and Cavagnolo et al. (2010) (see Table 1). Ten of them are FR I or FR I-like sources, and two low-power FR IIs (3C 388 and 3C 405) are also included. These two low-power FR IIs stay around the dividing line of FR dichotomy in $M_{\text{BH}} - P_{\text{jet}}$ plane (Wu & Cao 2008), and, therefore, they are smoothly connected to high-power FR Is. The empirical correlation between their radio emission and jet power can be established with this sample. We note that cavity buoyancy ages, t_{buoy} , are used to estimate the jet power in Cavagnolo et al. (2010), while the sound speed ages, t_{cs} , are used in Merloni & Heinz (2007, and references therein). To be consistent with each other, we use the buoyancy age in this work, and t_{buoy} was estimated from t_{cs} with the mean value of the ratio $t_{\text{cs}}/t_{\text{buoy}} = 0.65$ (Birzan et al. 2004). The second part of FR I sample is primarily selected from the 3CR sample of radio galaxies with $z < 0.3$ (Buttiglione et al. 2010), and some other low-redshift FR Is in the literature are also included (part II). We only select the FR Is with observed nuclear X-ray luminosities and estimated BH masses (part of them the jet power is estimated by using the empirical relation in this work). The high resolution data of *Chandra* is preferentially adopted to estimate the nuclear X-ray emission, and several sources with X-ray emission observed from *XMM-Newton*, *ASCA*, and *BeppoSAX* were also included (see Table 1). Because the X-ray data were acquired with a variety of different instruments and analyzed with different techniques, we convert all the luminosities to one standard bandpass, 2-10 keV, using the available power-law flux at given waveband and the best-fit spectral slope. Some sources with only detected upper limits for the nuclear X-ray emission have not been included. Our final sample includes 33 FR I radio galaxies (see Table 1).

3. ADAF and Jet model

We use the ADAF-jet model surrounding a Kerr BH to investigate the BH spins of FR Is with their accretion/jet power. Only the main features of the model are described here, and the details of which can be found in Wu & Cao (2008, and references therein). We employ the approach suggested by Manmoto (2000) to calculate the global structure of the ADAF in the general relativistic frame, which allows us to calculate the structure of an ADAF surrounding either a spinning or a nonspinning BH. All radiation processes (Synchrotron, Bremsstrahlung and Compton scattering) are included consistently in the calculations of the ADAF structure. The global structure of an ADAF surrounding a BH spinning at a rate j with mass M_{BH} can be calculated with proper outer boundaries, if the parameters \dot{m} , α , β and δ are specified (e.g., Manmoto 2000). The parameter $j = J/GM_{\text{BH}}^2 c^{-1}$ is the dimensionless angular momentum of the BH (J is the angular momentum of the BH), and $\dot{m} = \dot{M}/\dot{M}_{\text{Edd}}$ is the dimensionless accretion rate (the Eddington accretion rate is defined as $\dot{M}_{\text{Edd}} = 1.4 \times 10^{18} M_{\text{BH}}/M_{\odot} \text{ g s}^{-1}$). The viscosity parameter α in ADAF models is supposed to be within a very narrow range $\alpha \simeq 0.1 - 0.3$, which is supported either by the MHD simulations or the observations (e.g., Narayan & McClintock 2008, and the references therein). The magnetic parameter $\beta = P_g/P_m$ in our calculations is not an independent parameter but relate to α as $\beta \simeq (0.55 - \alpha)/\alpha$, as suggested by the MHD simulations (e.g., Hawley et al. 1995). The parameter $\beta \simeq 1 - 5$ for the typical value of $\alpha \simeq 0.1 - 0.3$. The most poorly constrained parameter is δ , describing the fraction of the turbulent dissipation that directly heats the electrons in the flow. Sharma et al. (2007) found that the parameter δ may be in range of $\sim 0.01 - 0.3$ based on the simulations, depending on the model details. Recent ADAF models typically require $\delta \sim 0.3$ in order to fitting the spectra of Sgr A* and other LLAGNs (e.g., Yuan et al. 2006, and the references therein). The field-enhancing effect caused by frame dragging is also considered (Meier 2001). The amplified magnetic field related to the magnetic field produced by the dynamo process in the ADAF can be expressed as $B = gB_{\text{dynamo}}$, where $g = \Omega/\Omega'$ is the field enhancing factor, the disk angular velocity Ω is a sum of its angular velocity relative to the local metric Ω' plus the angular velocity of the metric itself in the Boyer-Lindquist frame $\omega \equiv -g_{\phi t}/g_{\phi\phi}$, i.e., $\Omega = \Omega' + \omega$. We can calculate the spectrum of the accretion flow based on the global structure of ADAF. In the spectral calculations, the gravitational redshift effect is considered, while the relativistic optics near the BH is neglected (e.g., Manmoto 2000).

To evaluate the jet power extracted from the inner region of ADAF, we adopt the hybrid model proposed by Meier (2001), where both the BZ and BP mechanisms were incorporated. The total jet power is given by

$$P_{\text{jet}} = B_p^2 R^4 \Omega^2 / 32c, \quad (1)$$

where R is the characteristic size of jet formation region, the poloidal magnetic field $B_p \simeq gB_{\text{dynamo}}$ (see Meier 2001, for the details). Following the work by Nemmen et al. (2007), all the quantities are evaluated at the innermost marginally stable orbit of the disk $R = R_{\text{ms}}$, which are roughly consistent with the jet launching regions in the numerical simulations (e.g, Hirose et al. 2004).

4. Results

4.1. Jet Efficiency of ADAF Surrounding a Spinning BH

We calculate the jet power extracted from the inner region of the ADAF surrounding a rotating BH. We define the jet efficiency as $\eta_{\text{jet}} = P_{\text{jet}}/\dot{M}c^2$, and the relations between the jet efficiency, η_{jet} , and the BH spin parameter j calculated with different values of the ADAFs are shown in Figure 1. We find that the jet efficiency is insensitive to the values of the model parameters: α and δ . The jet efficiency in our numerical models is roughly consistent with those derived in the MHD simulations (see the filled circles and squares in Figure 1) (De Villiers et al. 2005; Hawley & Krolik 2006). The viscosity parameter $\alpha = 0.3$ is adopted in the following calculations due to the value of the magnetic parameter β in this case being roughly consistent with that of MHD simulations (Hirose et al. 2004).

4.2. Estimation of the Jet Power

The relation between the jet power, P_{jet} , and 151 MHz radio luminosity, $L_{151 \text{ MHz}}$, for the low-power radio galaxies with estimated jet power from their X-ray cavities (part I in sample) is plotted in Figure 2. A very tight positive correlation between P_{jet} and $L_{151 \text{ MHz}}$ is found, and the best-fitted linear relation is

$$\log P_{\text{jet}} = 0.52(\pm 0.04)L_{151 \text{ MHz}} + 22.31(\pm 1.75), \quad (2)$$

with an intrinsic scatter of $\sigma = 0.23$ dex, which is derived from the X-ray cavities with quite strong radio emission (most of them are FR Is) and radio-ghost cavities have not been included. Therefore, this relation should be more accurate in estimates the jet power for the sources with relatively strong radio emission (e.g., FR Is in this work). We further estimate the jet power for other 23 FR Is (part II in sample) from their 151 MHz radio luminosities with this empirical correlation (Eq. 2) (the data are listed in Table 1).

4.3. Estimation of the BH Mass

The relation between the host galaxy absolute magnitude and BH mass (e.g., McLure & Dunlop 2002) was usually used to estimate the BH mass of nearby low power radio sources. At present, the BH mass derived from the velocity dispersion of the host bulge, σ_* , is believed to be more accurate based on the empirical correlation of $M_{\text{BH}} - \sigma_*$ relation (e.g., Gebhardt et al. 2000; Tremaine et al. 2002),

$$M_{\text{BH}} = 10^{8.13} \left(\frac{\sigma_*}{200 \text{ km s}^{-1}} \right)^{4.02} M_{\odot}, \quad (3)$$

with an intrinsic scatter $\simeq 0.3$ dex. We estimate the BH mass of FR Is from their velocity dispersions of host bulges¹ or select the mass from the literature with the same method. The BH masses of some FR Is estimated from other methods are also selected from the literature if there are no observational data of σ_* (see Table 1).

4.4. Constraints on the BH spins for FR Is

The relation between $P_{\text{jet}}/L_{\text{Edd}}$ and $L_{\text{X}}^{2-10 \text{ keV}}/L_{\text{Edd}}$ for the FR Is in our sample is shown in Figure 3, where the filled circles and empty circles represent the jet power estimated from the X-ray cavities and the empirical correlation of Equation 2 respectively. We find that $P_{\text{jet}}/L_{\text{Edd}}$ is positively correlated with $L_{\text{X}}^{2-10 \text{ keV}}/L_{\text{Edd}}$ for FR Is. Considering the uncertainties in deriving the jet power and BH mass, the binned data with standard deviation as errorbar are also plotted in the figure.

We calculate the jet power and X-ray luminosity based on the structure of the ADAFs surrounding Kerr BHs with different masses, and find that both the jet power and X-ray luminosity are roughly proportional to the BH mass for $M_{\text{BH}} \gtrsim 10^6 M_{\odot}$, provided all other parameters are fixed. We calculate the $P_{\text{jet}}/L_{\text{Edd}}$ and $L_{\text{X}}^{2-10 \text{ keV}}/L_{\text{Edd}}$ based on our model varying \dot{m} from 10^{-5} to 10^{-2} with $M_{\text{BH}} = 10^9 M_{\odot}$ (solid lines in Fig. 3). We find that the relation between $P_{\text{jet}}/L_{\text{Edd}}$ and $L_{\text{X}}^{2-10 \text{ keV}}/L_{\text{Edd}}$ calculated with $\alpha = 0.3$ and $\delta = 0.3$ can roughly reproduce the observational relation if the BH spin $j \simeq 0.99$ is adopted (see the red solid line in Figure 3). For comparison, the relations for the case of $M_{\text{BH}} = 10^8 M_{\odot}$ is shown as dashed lines, which almost coincide with the solid lines. Our results suggest that $P_{\text{jet}}/L_{\text{Edd}} - L_{\text{X}}^{2-10 \text{ keV}}/L_{\text{Edd}}$ is insensitive to BH mass, since that their ratios are roughly scale free from the BH mass. We further investigate this relation for the case of $\delta = 0.01$ (dotted lines), in which all the other parameters are unchanged. We find that $j \simeq 0.9$ is required

¹The velocity dispersions were obtained from the HyperLEDA online database: <http://leda.univ-lyon1.fr>.

in the model calculations in order to reproduce the observational relation in this case (blue dotted line in Figure 3). The physical reason is that the X-ray emission from the ADAF with $\delta = 0.01$ is much weaker than that for $\delta = 0.3$ provided all other model parameters are fixed, which is due to much less dissipated energy heating electrons directly, while the jet power is not sensitive to the value of δ . Therefore, our results suggest that the BHs in FR Is are rapidly spinning with $j \gtrsim 0.9$ in order to drive the observed strong jets.

It should be noted that we assume X-ray luminosities of FR Is to be dominantly from the ADAF in our calculations. We test this issue by comparing the relations between the hard X-ray luminosities and narrow-line luminosities ($L_{[\text{OIII}]}$) for radio galaxy FR Is and radio quiet Seyferts (jet is weak or absent), as both the narrow-line regions in FR Is and Seyferts are believed to be photo-ionized by the photons emitted from the accretion disks (e.g., Willott et al. 1999). The results are plotted in Figure 4, in which FR Is of both part I (filled circles) and part II (open circles) of our sample are included, and 17 radio quiet, Compton-thin Seyferts are selected from Panessa et al. (2006). We find that $L_X^{2-10 \text{ keV}} - L_{[\text{OIII}]}$ correlation of FR Is is roughly consistent with that of radio quiet Seyferts. This means that the X-ray emission of the FR Is and Seyferts should have the same origin. Therefore, the X-ray emission of FR Is should be mainly from the accretion flows.

5. Discussion

We investigate the accretion/jet activities surrounding a spinning BH, where the accretion flow is described by the ADAF model. The ADAF may have winds and a power-law radius-dependent accretion rate, $\dot{m}(r) \propto r^{-p_w}$ ($p_w > 0$) is usually assumed, although the detailed physics is still unclear (Blandford & Begelman 1999). Therefore, the Bondi accretion rate may be not a reliable rate of the mass eventually flows into the BH due to the possible wind, even if it can be estimated from the X-ray observations. As most of X-ray emission comes from the inner region of the accretion flow near the BH, the spectrum of ADAF is similar to that of a ADAF with winds, provided they have the same accretion rate at their inner edges. As both the X-ray emission and the jets are from the inner region of the accretion flow, the main conclusion will not be altered even if the winds are included in the ADAF model.

The 151 MHz radio luminosity is commonly used to estimate the jet power for radio galaxies using the relation proposed by Willott et al. (1999), due to the low-frequency radio emission always dominated by the extended radio lobes which is free from Doppler boosting. However, the relation proposed by Willott et al. (1999) is only calibrated for high-power FR IIs, and it is still unclear if it can be simply extrapolated to low-power FR Is. The X-ray

cavities in galaxies or clusters provide a way to estimate the jet power. The relation between jet power estimated from the X-ray cavities, and 327 MHz, 1400 MHz, 5000 MHz, and the radio bolometric luminosity have been investigated by different groups (e.g., Birzan et al. 2004; Merloni & Heinz 2007; Birzan et al. 2008; Cavagnolo et al. 2010). Birzan et al. (2008) proposed that the radio-source aging may be responsible for some of the scatter in the relation between jet power and radio luminosity due to the possible variation of radiative efficiency of the jet, and the scatter is reduced by $\sim 50\%$ after correcting the effect of radio aging. For example, the relation between jet power and the radio luminosity becomes tighter when only considering the radio-filled sources where the jet is still active and particle injection is occurring (see Birzan et al. 2008, for more details). However, there is only 5 radio-filled sources used to build the jet power and radio bolometric luminosity relation in Birzan et al. (2008), which is also affected by errors in measuring the radio bolometric luminosity. In this work, we add 7 more radio sources (FR I or low power FR II) to investigate the relation between the jet power and 151 MHz radio luminosity, where most of the radio sources have relatively strong 1400 MHz radio emission which should belong to radio-filled sources. Compared with the relations in Birzan et al. (2008) and Cavagnolo et al. (2010), our relation predicts a little bit lower jet power at given radio luminosity, which is due to the fact that only the cavities with strong radio emission (most are FR Is) are considered, while the previous works even included the ghost cavities, where the radio emission has faded. The low-frequency radio emission from lobes at 151 MHz does not suffer from the Doppler boosting effects compared the radio-core emission used in Merloni & Heinz (2007). Our relation (Equation 2) should be more accurate for estimate of the jet power for the sources with relatively strong radio emission (e.g., radio-filled sources or FR Is in this work). The intrinsic scatter is $\sigma = 0.23$ dex for the $P_{\text{jet}} - L_{151\text{MHz}}$ relation derived in our sample, which is similar to that of 0.3 dex for five radio-filled sources used in Birzan et al. (2008). The scatter of the relation for these radio-filled sources is much smaller than those of Merloni & Heinz ($\sigma \simeq 0.47$ dex, 2007), Birzan et al. ($\sigma \simeq 0.80$ dex, 2008), or Cavagnolo et al. ($\sigma \simeq 0.70$ dex, 2010), in which the radio core emission is used or ghost-cavities are included. We note that the FR Is with observed X-ray cavities are still limited, and more observations are desired for further investigations on this issue.

We employ our ADAF-jet model for Kerr BHs to constrain the BH spins of FR Is based on the relation between $P_{\text{jet}}/L_{\text{Edd}}$ and $L_X^{2-10 \text{ keV}}/L_{\text{Edd}}$. For the typical viscosity parameter $\alpha = 0.3$, we find that $j \simeq 0.99$ is required to reproduce the observed relation for the case of $\delta = 0.3$, or $j \simeq 0.9$ for the case of $\delta = 0.01$. Our results suggest that the BHs in FR Is should be rapidly spinning with $j \gtrsim 0.9$, even if the uncertainty of the poorly constrained parameter δ is considered (see Figure 3). The BH mass used in this work is mainly derived from the velocity dispersion of the host bulge. Lauer (2007) argued that the galaxy luminosity may

be a better tracer of the BH mass than the velocity dispersion for the most massive BHs, and the uncertainties in the high mass end of the $M_{\text{BH}} - \sigma_*$ relation can lead to underestimation of BH mass up to a factor of several. If this is the case, the observational data points will move from the top-right to the bottom-left along the 45 degree line in Figure 3, and our main conclusion is almost unaltered compared with the model calculations. Davis & Laor (2011) found a strong correlation between BH spin and BH mass, where the spin $j \sim 0$ for low mass BHs with $M_{\text{BH}} \sim 10^7 M_\odot$, while it is fast rotating with $j \sim 1$ for supermassive BHs with $M_{\text{BH}} \sim 10^9 M_\odot$, based on the estimation of radiative efficiency for a sample of quasars (see Sikora et al. 2007; Lagos et al. 2009; Fanidakis et al. 2011, for a similar conclusion). Our conclusion for the fast rotating BHs in FR Is is similar to their conclusion, since that the typical BH mass of FR Is is around $10^9 M_\odot$.

We assume that most of the X-ray emission of FR Is is from the ADAFs in this work. It should be noted that the X-ray emission of some FR Is with very low Eddington ratios ($L_X^{2-10 \text{ keV}}/L_{\text{Edd}}$) may be dominated by the jet emission (e.g., Wu et al. 2007). Yuan & Cui (2005) also pointed out that the X-ray emission should be dominated by the emission from the ADAFs when the Eddington ratio of X-ray luminosity larger than a critical value and jet contribution will be dominant if the ratio is less than the critical value. The critical ratio $L_{X, \text{crit}}^{2-10 \text{ keV}}/L_{\text{Edd}} \sim 10^{-7}$ if the typical BH mass $M_{\text{BH}} \simeq 10^9 M_\odot$ is assumed for FR Is. We find that most of FR Is in our sample have $L_X^{2-10 \text{ keV}}/L_{\text{Edd}} \gtrsim 10^{-7}$ (see Figure 3), and their X-ray emission should be dominantly from ADAFs considering the criterion suggested by Yuan & Cui (2005). This is consistent with our results based on $L_X^{2-10 \text{ keV}} - L_{[\text{OIII}]}$ relation for FR Is and Seyferts. Our main conclusions will not be changed even if the jets contribute part of the X-ray emission, since the intrinsic X-ray emission from ADAFs will be less than the observed values (points in Figure 3 move to left). This will require even higher BH spins in our model calculations of jet power.

The mass accretion rates of FR Is can be derived from their X-ray luminosity with our ADAF model calculations for measured BH masses. We find that the accretion rates are in the range of $\sim 10^{-4} - 10^{-2} \dot{M}_{\text{Edd}}$ for the FR Is in our sample if $\delta = 0.3$ is adopted. The BH spins of FR Is can be constrained from the jet power and the derived accretion rates (from their X-ray luminosities) based on the hybrid jet model (Meier 2001). In this work, the jet power is calculated with the mass accretion rate inferred with the X-ray emission from the ADAF, which should be better than that estimated from the Bondi accretion rate (e.g., Nemmen et al. 2007), since that it may be not the real mass accretion rate that eventually flowing into BHs due to the possible outflowing winds or the gas released by the stellar population inside the Bondi radius (e.g., Pellegrini 2005; Wu et al. 2007; McNamara et al. 2009, 2011). The magnetic field strength constrained from the Eddington accretion rate should be upper limits since that the real accretion rate should be much less than the

Eddington rate in the low power radio sources of their sample, and, therefore, the BH spins should be the lower limits (Daly 2009). Wu & Cao (2008) proposed that the dividing line of FR I/II dichotomy can be well reproduced if the BHs are fast rotating with $j \sim 0.9 - 0.99$ and the putative dimensionless accretion rate $\dot{m} \sim 0.01$ for accretion mode transition is adopted. We calculate the accretion rate from the X-ray activities for FR Is in this work, and evaluate the BH spins from their jet power and magnetic field strength near the BHs based on the global solution of ADAFs. We find that the BHs should be rapidly rotating in FR Is, which further strengthen our conclusion of Wu & Cao (2008).

The accretion rates of low-power FR Is are very low compared other high-power FR IIs, which suggest that the accretion disk in FR Is is most probably in an ADAF state. The ADAF radiates inefficiently and most of gravitational energy of the accreting matter released is not dissipated locally but advected inward, and the advected energy may be taken away by the jet or eventually carried into the BH. The energy advection plays an important role for jet formation, since that most of the gravitational energy heat the protons/electrons and lead to a hot thick disk, which allows high poloidal magnetic field strength in the inner region of the flow (e.g., Livio et al. 1999). Meier (2001) further proposed that the magnetic field produced by the dynamo process in the ADAF can be amplified due to the frame dragging in the Kerr metric. We estimate the jet power extracted from the inner region of the ADAF surrounding a Kerr BH (see Sect. 3), where the field-enhancing shear in the Kerr metric has been taken into account (e.g., Meier 2001). Our global calculations show that the magnetic field can be amplified around 2 times in the plunging region if the BH spin parameter $j \simeq 0.9 - 0.99$. Therefore, the jet power was also enhanced roughly 4 times after the frame dragging effect was considered. The jet efficiency of $j \simeq 0.99$ is around 20%, which is 2-3 orders higher than that of low-spin BHs with $j \simeq 0$ based on our ADAF-jet model (see Figure 1). Our results suggest that a large fraction of the advected energy can be extracted by the jet if the BH is rapidly spinning (e.g., $j \simeq 0.9 - 0.99$), while most of the released energy will be advected into the BH if the hole spinning slowly (e.g., $j \simeq 0$). It is interesting to note that the radio luminosity of radio loud AGNs is always 2-3 orders higher than that of radio quiet AGNs with similar X-ray or optical luminosities, which may imply that the BHs have low spins ($j \simeq 0$) in radio quiet AGNs if the jet power is scaled with their radio luminosity. It is still unclear how to derive the jet power accurately for radio quiet AGNs (if jets exist in these radio quiet sources), since that there is no evident extended radio emission as that in radio loud AGNs, and the detailed calculation for radio quiet sources is beyond the scope of this paper. Our results roughly support the so-called spin paradigm that radio loud AGNs have relatively high BH spins, while radio quiet AGNs have lower BH spins (e.g., Sikora et al. 2007; Tchekhovskoy et al. 2010, and references therein).

Acknowledgments

This work is supported by the NSFC (grants 11143001, 10773020, 10821302, 10833002, 10703009, and 10873005), the National Basic Research Program of China (2009CB824800), the Science and Technology Commission of Shanghai Municipality (10XD1405000), the CAS (KJCX2-YW-T03), the Doctoral Program of Higher Education (200804870050), and the HUST (01-24-012030). This work made use of the HyperLEDA and NED database.

REFERENCES

- Allen, S., Dunn, R., Fabian, A. C., Taylor, G. B., & Reynolds, C. S. 2006, MNRAS, 372, 21
- Balmaverde, B., Baldi, R. D., & Capetti, A. 2008, MNRAS, 486, 119
- Bassani, L., et al. 1999, ApJS, 121, 473
- Bîrzan, L.; Rafferty, D., McNamara, B., Wise, M., & Nulsen, P. 2004, ApJ, 607, 800
- Bîrzan, L., McNamara, B., Nulsen, P., Carilli, C., & Wise, M. 2008, ApJ, 686, 859
- Blandford, R. D., & Payne, D. G. 1982, MNRAS, 199, 883
- Blandford, R. D., & Znajek, R. L. 1977, MNRAS, 179, 433
- Blandford, R. D., & Begelman, M. C. 1999, MNRAS, 301, 1
- Buttiglione, S., et al. 2010, A&A in press, arXiv:1010.1650
- Cao, X., & Rawlings, S. 2004, MNRAS, 349, 1419
- Cavagnolo, K. W., et al. 2010, ApJ, 720, 1066
- Daly, R. A. 2009, ApJ, 696, 32
- Davis, S. W., & Laor, A. 2011, ApJ in press, arXiv:1012.3213
- De Villiers, J.-P., et al. 2005, ApJ, 620, 878
- Donato, D., Sambruna, R. M., & Gliozzi, M. 2004, ApJ, 617, 915
- Evans, D. A., et al. 2006, ApJ, 642, 96
- Fabian, A. C., et al. 2000, MNRAS, 318, 65

- Fabian, A. C., et al. 2002, MNRAS, 335, 1
- Fanidakis, N., Baugh, C. M., Benson, A. J., Bower, R. G., Cole, S., Done, C., & Frenk, C. S. 2011, MNRAS, 410, 53
- Gebhardt K., et al. 2000, ApJ, 543, 5
- Ghisellini, G. & Celotti, A. 2001, A&A, 379, 1
- Hawley, J. F., & Krolik, J. H. 2006, ApJ, 641, 103
- Hawley, J. F., Gammie, C. F., & Balbus, S. A. 1995, ApJ, 440, 742
- Hardcastle, M. J., Evans, D. A., & Croston, J. H. 2009, MNRAS, 396, 1929
- Hirose, S., et al. 2004, ApJ, 606, 1083
- Lagos, C. D. P., Padilla, N. D., & Cora, S. A. 2009, 395, 625
- Lauer, T. R., Tremaine, S., Richstone, D., & Faber, S. M. 2007, ApJ, 670, 249
- Livio, M., Ogilvie, G. I., & Pringle, J. E. 1999, ApJ, 512, 100
- Manmoto, T. 2000, ApJ, 534, 734
- Marchesini, D., Celotti, A., & Ferrarese, L. 2004, MNRAS, 351, 733
- McKinney, J. C., & Gammie, C. F. 2004, ApJ, 611, 977
- McNamara, B. R., et al. 2000, ApJ, 534, 135
- McNamara, B. R., et al. 2009, ApJ, 698, 594
- McNamara, B. R., Rohanizadegan, M., & Nulsen, P. E. J. 2011, ApJ, 727, 39
- McLure R. J., & Dunlop J. S. 2002, MNRAS, 331, 795
- Meier, D. L. 1999, ApJ, 522, 753
- Meier, D. L. 2001, ApJ, 548, L9
- Merloni, A., & Heinz, S. 2007, MNRAS, 381, 589
- Narayan, R., & Yi, I. 1994, ApJ, 428, 13
- Narayan, R., & McClintock, J. E. 2008, New Astronomy Reviews, Volume 51, 733

- Nemmen, R. S., Bower, R. G., Babul, A., & Storchi-Bergmann, T. 2007, MNRAS, 377, 1652
- Panessa, F., et al. 2006, A&A, 455, 173
- Pellegrini, S. 2005, ApJ, 624, 155
- Rafferty, D., McNamara, B., Nulsen, P., & Wise, M. W. 2006, ApJ, 652, 216
- Rinn, A. S., Sambruna, R. M., & Gliozzi, M. 2005, ApJ, 621, 167
- Sharma, P., et al. 2007, ApJ, 667, 714
- Sikora, M., Stawarz, L., & Lasota, J. -P. 2007, ApJ, 658, 815
- Siebert, J., et al. 1996, MNRAS, 279, 1331
- Tchekhovskoy, A., Narayan, R., & McKinney, J. C. 2010, ApJ, 711, 50
- Tremaine S., et al. 2002, ApJ, 574, 740
- Urry, C. M., & Padovani, P. 1995, PASP, 107, 803
- Wilms, J., et al. 2001, MNRAS, 328, 27
- Willott, C. J., et al. 1999, MNRAS, 309, 1017
- Wills, K. A., Morganti, R., Tadhunter, C. N., Robinson, T. G., & Villar-Martin, M. 2004, MNRAS, 347, 771
- Wold, M., Lacy, M., & Armus, L. 2007, A&A, 470, 531
- Wu, Q., Yuan, F., & Cao, X. 2007, ApJ, 669, 96
- Wu, Q., & Cao, X. 2008, ApJ, 687, 156
- Xu, Y.-D., Cao, X., & Wu, Q. 2009, ApJ, 694, 107
- Yuan, F. 2007, ASP Conf. Ser. 373, The Central Engine of Active Galactic Nuclei, ed. L. C. Ho and J.-M. Wang (San Francisco), 95
- Yuan, F., Shen, Z.-Q., & Huang, L. 2006, ApJ, 642, 45
- Yuan, F., & Cui, W. 2005, ApJ, 629, 408
- Zezas, A., et al. 2005, ApJ, 627, 711

Table 1. The data of FR Is.

Source	z	$\log L_{151} \text{ MHz}$ ergs/s	$\log P_{\text{jet}}$ ergs/s	$\log L_X^{2-10 \text{ keV}}$ ergs/s	Telescope ^a	$\log L_{[\text{OIII}]}$ ergs/s	$\log M_{\text{BH}}$ M_{\odot}	Refs. ^b
Part I								
3C 84	0.018	40.86	43.88	43.40	X	41.60	8.64	1,1,2,1
3C 218	0.055	42.43	44.50	42.17	C	40.92	8.96	1,1,3,1
3C 272.1	0.004	39.15	42.70	40.34	C	38.20	8.80	1,1,2,1
3C 274	0.004	40.49	43.22	40.55	C	38.99	9.48	1,1,2,1
3C 317	0.034	41.46	44.05	41.89	C	40.35	8.58	1,1,2,1
3C 338	0.030	41.26	43.64	40.56	C	39.57	8.92	1,1,2,1
3C 388	0.092	41.93	44.15	41.69	C	40.70	9.18	1,1,2,1
3C 405	0.056	44.04	45.23	44.22	C	42.48	9.40	1,1,4,1
NGC 507	0.016	39.37	43.29	39.90	A	...	8.90	5,1,1
NGC 1316	0.006	38.11	42.04	39.46	C	38.50	8.34	5,6,7,8 ^c
NGC 4696	0.010	39.97	42.71	40.26	C	39.10	8.60	1,1,3,1
IC 4374	0.022	39.67	43.12	41.37	A	...	8.57	1,1,1
Part II								
3C 15	0.073	41.66	44.06	42.40	C	40.60	8.70	6,2,9
3C 31	0.017	40.31	43.36	40.67	C	39.46	8.70	10,2,8
3C 66	0.021	40.82	43.62	41.11	B	40.05	8.84	10,2,11
3C 78	0.029	40.88	43.66	42.16	C	39.41	8.60	6,2,12
3C 83.1	0.025	40.84	43.64	41.11	C	39.50	9.01	10,2,9
3C 189	0.043	40.85	43.64	41.79	C	...	8.93	11,11
3C 264	0.021	40.55	43.49	41.88	C	39.20	8.61	10,2,8
3C 270	0.007	40.03	43.22	41.19	C	38.96	8.88	13,2,8
3C 278	0.015	40.41	43.41	39.70	C	39.40	8.62	6,3,8
3C 288	0.246	42.79	44.65	42.48	C	40.65	8.72	14,2,8
3C 296	0.024	40.33	43.37	41.49	C	39.78	8.80	10,2,8
3C 305	0.042	41.08	43.76	42.04	C	41.03	8.10	14,2,8
3C 315	0.108	41.98	44.23	41.71	C	40.87	8.71	14,2,15
3C 317	0.034	41.45	43.95	41.48	C	40.35	8.26	10,2,8
3C 346	0.162	42.16	44.32	43.28	C	41.24	8.89	11,2,11
3C 438	0.290	43.34	44.94	42.51	C	41.46	8.80	11,2,11
3C 449	0.017	40.15	43.28	40.46	X	39.19	8.54	11,2,8
3C 465	0.030	41.15	43.80	41.11	X	39.81	9.13	10,2,8
NGC 6109	0.030	40.17	43.29	40.36	C	39.71	8.56	10,16,8
NGC 6251	0.025	40.66	43.54	42.78	C	41.77	8.97	10,4,8
NGC 315	0.017	39.74	43.07	41.71	C	40.87	8.71	11,4,8
Cen A	0.002	39.39	42.88	41.70	C	38.82	8.54	10,4,12
IC 4296	0.013	39.93	43.17	41.17	C	39.50	9.01	6,3,8

^a Telescope with which the object was observed: X=*XMM-Newton*; C=*Chandra*; A=*ASCA*; B=*BeppoSAX*.

^b The references for the jet power, X-ray luminosity, [O III] luminosity and BH mass respectively (Part I), while jet power for sample of part II is calculated in this work.

^c The BH mass is calculated from the $M_{\text{BH}} - \sigma$ relation in this work.

References: (1) Merloni & Heinz (2007); (2) Buttiglione et al. (2010); (3) Wills et al. (2004); (4) Bassani et al. (1999); (5) Cavagnolo et al. (2010); (6) Rinn et al. (2005); (7) Siebert et al. (1996); (8) this work; (9) Marchesini et al. (2004); (10) Evans et al. (2006); (11) Donato et al. (2004); (12) Balmaverde et al. (2008); (13) Zezas et al. (2005); (14) Hardcastle et al. (2009); (15) Cao & Rawlings (2004); (16) Wold et al. (2007).

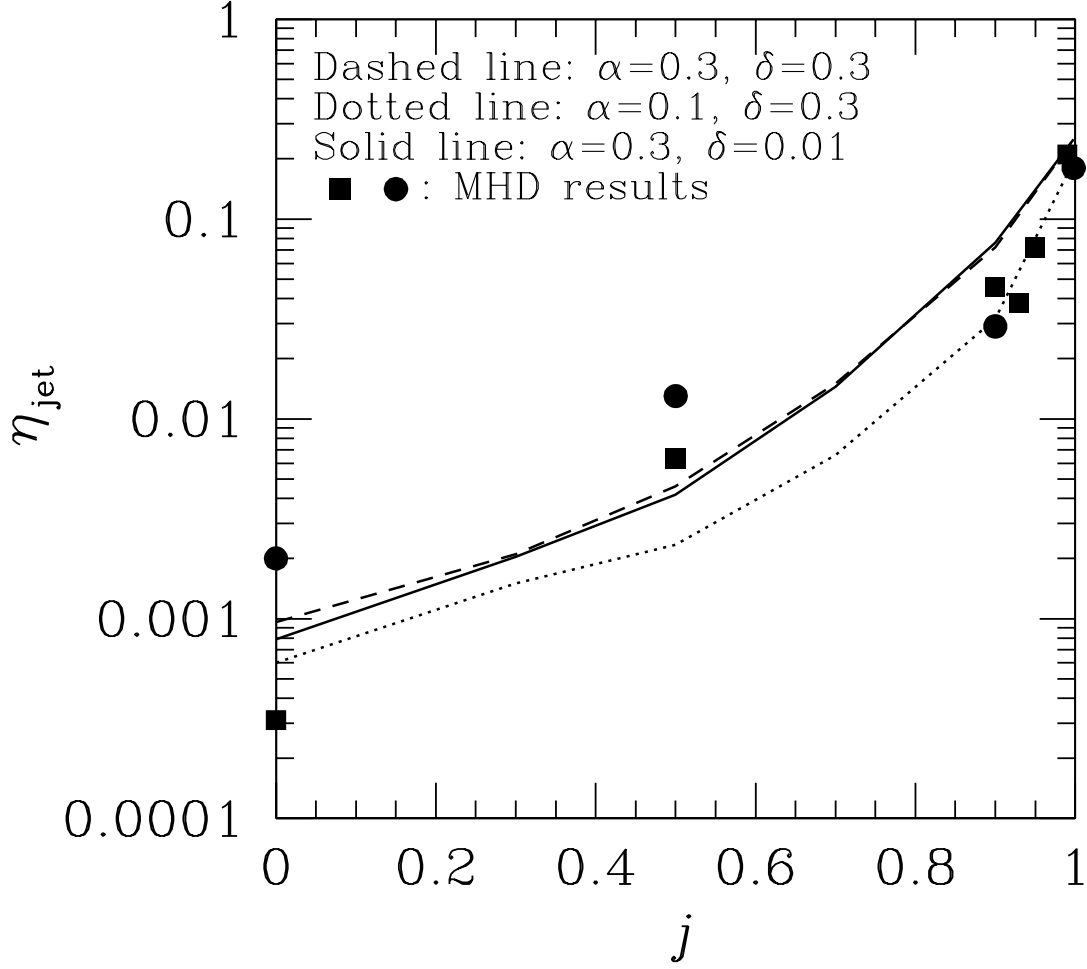


Fig. 1.— The jet efficiency, $\eta_{\text{jet}} = P_{\text{jet}}/\dot{M}c^2$, predicted by our ADAF model calculations. The dashed line and dotted line show the results for $\alpha = 0.3$ and $\alpha = 0.1$ with $\delta = 0.3$ respectively, while the solid line represents the case of $\alpha = 0.3$ with $\delta = 0.01$. Estimates of η_{jet} from the numerical simulations of De Villiers et al. (2005) and Hawley & Krolik (2006) are shown by the filled circles and squares respectively.

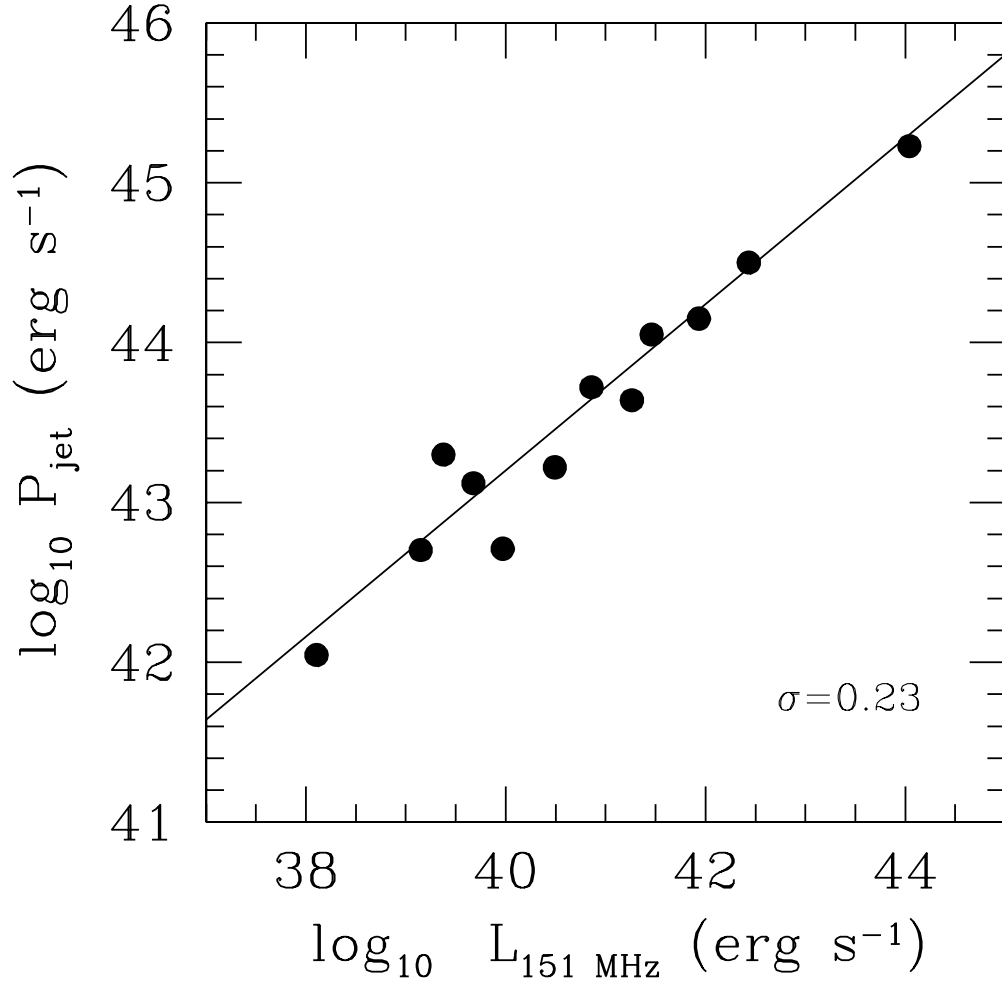


Fig. 2.— The relation between jet power and 151 MHz luminosities for the sources with jet power estimated from their X-ray cavities. The solid line is the best fit of the data.

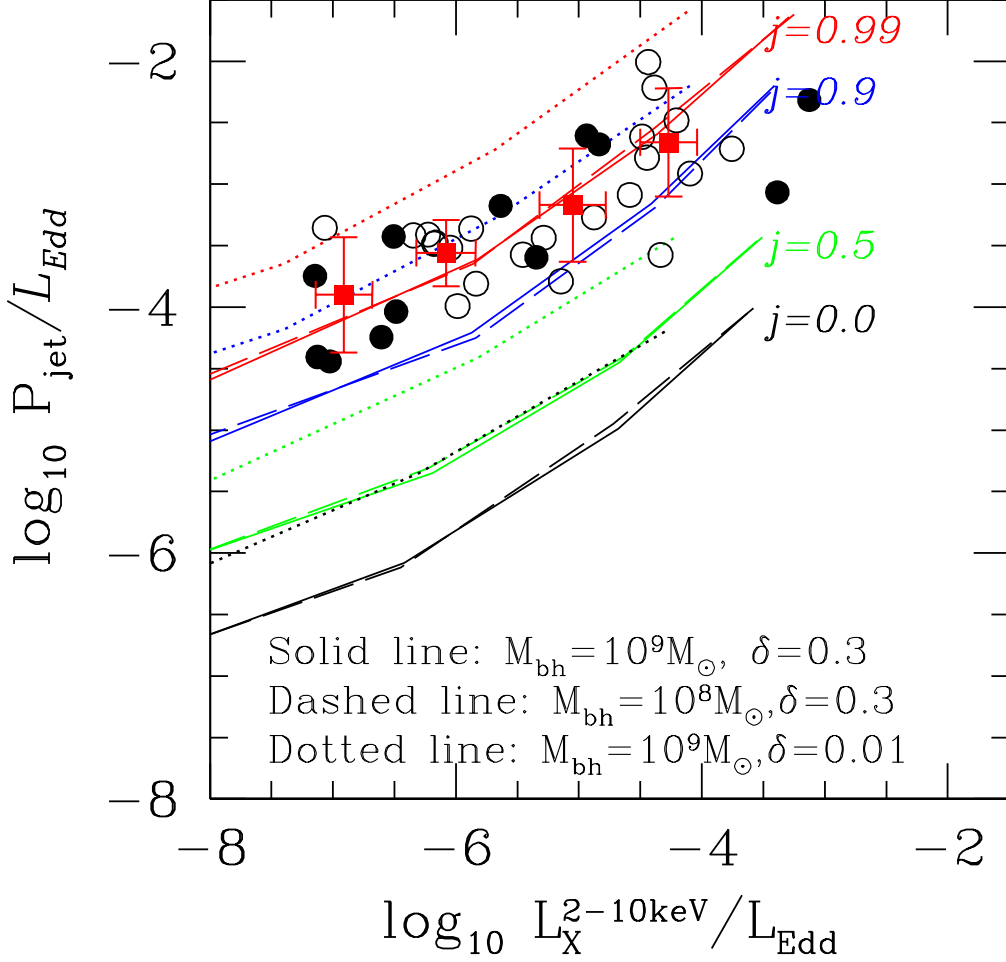


Fig. 3.— $P_{\text{jet}}/L_{\text{Edd}}$ versus $L_X^{2-10 \text{ keV}}/L_{\text{Edd}}$. The filled circles represent FR Is with jet power estimated from X-ray cavities, and the jet power of FR Is estimated with the empirical correlation of Eq. 2 are marked with open circles. The result for the sources binned in the $L_X^{2-10 \text{ keV}}/L_{\text{Edd}}$ interval of $[-7.5, -6.5]$, $[-6.5, -5.5]$, $[-5.5, -4.5]$, $[-4.5, -3.5]$, is shown as red squares with standard deviation. The solid lines and the dashed lines represent the model predictions with $M_{\text{BH}} = 10^9 M_{\odot}$ and $10^8 M_{\odot}$ for the case of $\delta = 0.3$ respectively, where the red, blue, green and black colors represent $j = 0.99, 0.9, 0.5$ and 0 , respectively (from top to bottom). The dotted lines are for the case of $\delta = 0.01$ with $M_{\text{BH}} = 10^9 M_{\odot}$.

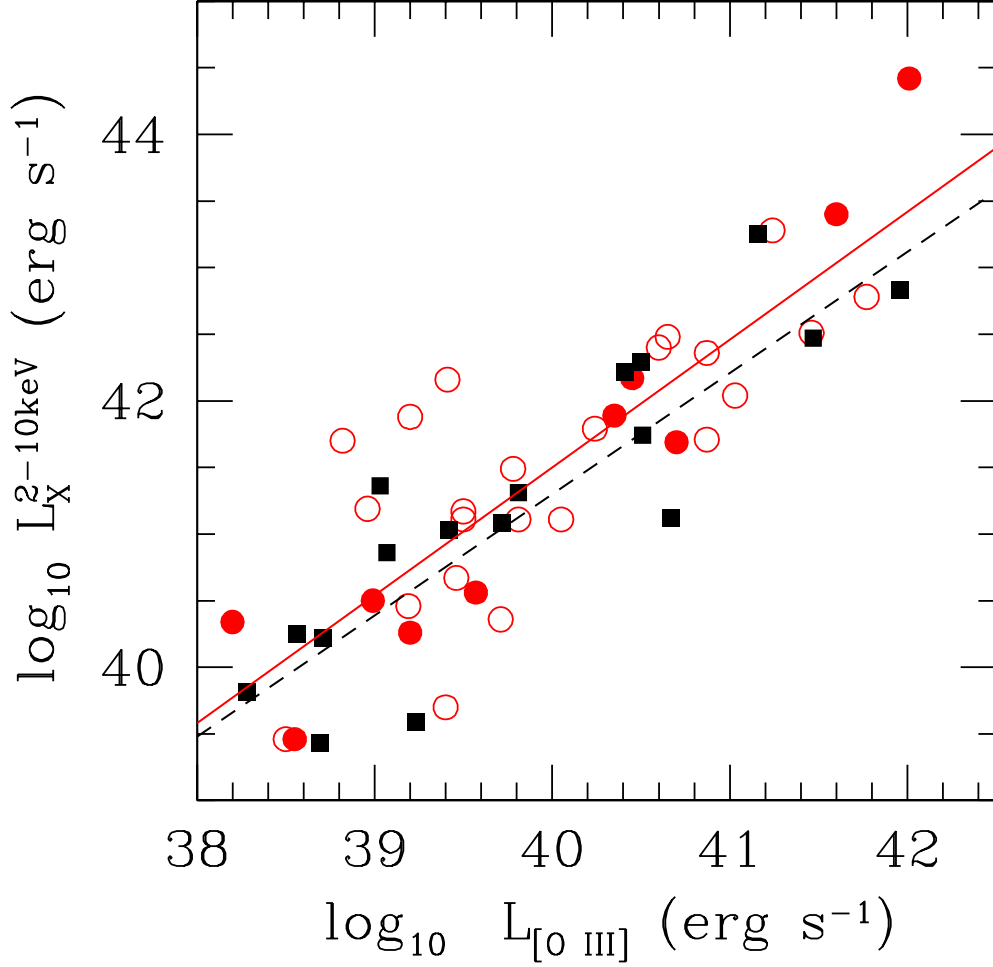


Fig. 4.— The relation between $L_X^{2-10 \text{ keV}}$ and $L_{[\text{O III}]}$. The filled circles and open circles represent the jet power of FR Is estimated with the X-ray cavities and the empirical relation in this work, respectively. The black filled squares represent radio quiet Seyferts, which are taken from Panessa et al. (2006). The solid line and dashed line are the best fits of FR Is and Seyferts, respectively.