

# A Study on Sparse Vector Distributions and Recovery from Compressed Sensing

Bob L. Sturm, *Member, IEEE*,

## Abstract

I empirically investigate the variability of several recovery algorithms on the distribution underlying the sparse vector sensed by a random matrix. a dependence that has been noted before, but, to my knowledge, not thoroughly investigated. I find that  $\ell_1$ -minimization [1] and tuned two-stage thresholding [2] (subspace pursuit [3] without the use of a sparsity oracle) are the most robust to changes in the sparse vector distribution; but they are outperformed to a large degree by greedy methods, such as orthogonal matching pursuit [4] for sparse vectors distributed Normal and Laplacian. I also find that selecting the best solution from those produced by several recovery algorithms can significantly increase the probability of exact recovery.

## Index Terms

Compressed sensing, Pursuit algorithms, Random processes

## I. INTRODUCTION

Given a vector  $\mathbf{x} \in \mathbb{R}^N$ , we *sense* it by a matrix  $\Phi \in \mathbb{R}^{m \times N}$ , which produces the measurement vector  $\mathbf{u} = \Phi\mathbf{x}$ . Several methods have been developed and studied for recovering  $\mathbf{x}$  from  $\mathbf{u}$ , which are obviously sensitive to both the size and content of  $\Phi$  relative to  $\mathbf{x}$ . The overdetermined problem ( $N \leq m$ ) has been studied in, e.g., frame theory [5], [6]. The underdetermined problem ( $N > m$ ), with  $\mathbf{x}$  a *sparse* vector, and  $\Phi$  a random matrix, has been studied in “compressed sensing” [7], [8]. (From here on, we assume  $N > m$ .) The vector  $\mathbf{x}$  is called *s-sparse* when at most  $s$  of its  $N$  entries are zero. In compressed sensing, the *problem indeterminacy* is defined  $\delta = m/N$ , which describes the dimensionality reduction from  $\mathbf{x}$  to  $\mathbf{u}$ ; and the *problem sparsity* is defined  $\rho = s/m$ , which describes the proportion of columns of  $\Phi$  active in  $\mathbf{u}$ , to the number of measurements.

Several researchers have observed that the distribution of the non-zero elements of  $\mathbf{x}$  can impact its recoverability from  $\mathbf{u}$ , e.g., [2], [3], [9]–[11]. The worst case appears to be sparse vectors distributed Bernoulli equiprobable in  $\{-a, a\}$  (or “constant amplitude random sign”) [3]. Maleki and Donoho [2] use these types of vectors to tune a variety of recovery algorithms — specifically iterative hard and soft thresholding, e.g., [12], and “two-stage thresholding,” which is a generalization of CoSaMP [13] and subspace pursuit [3]. While the output of their study [2] is a set of algorithms tuned to work “out of the box,” so to speak, Maleki and Donoho also investigate the change in recovery performance by their tuned algorithms for sparse vectors distributed Cauchy, uniform in  $[-1, 1]$ , and the double exponential, or Laplacian; but this is just to show that vectors distributed differently than Bernoulli have better recoverability. To my knowledge, the degrees to which recovery algorithms are affected by the underlying

B. L. Sturm is with the Department of Architecture, Design and Media Technology, Aalborg University Copenhagen, Laurrupvang 15, 2750 Ballerup, Denmark e-mail: bst@create.aau.dk

distribution of a sparse vector have not been thoroughly investigated, both empirically and analytically, except perhaps in the case of  $\ell_1$ -regularization, e.g., [10], [14].

In this letter, I empirically compare the performance of eight algorithms for the recovery of compressively sampled sparse vectors without additive noise having elements sampled from seven distributions. The eight algorithms I test are: greedy methods, such as orthogonal matching pursuit (OMP) [4], [9], probabilistic OMP (PrOMP) [15], and cyclic MP (CMP) [16]; the tuned thresholding algorithms of Maleki and Donoho [2]: iterative hard and soft thresholding (IHT, IST) [12], and two-stage thresholding (TST), which is subspace pursuit [3] without the use of a sparsity oracle; and convex optimization methods, such as  $\ell_1$ -minimization (BP) [1], and iteratively reweighted  $\ell_1$ -minimization (IR11) [17]; The seven distributions from which I sample sparse vectors are: Normal; Laplacian; uniform; Bernoulli; bimodal Gaussian; bimodal uniform; and bimodal Rayleigh. I test several pairs of problem sparsities and indeterminacies for sensing matrices sampled from the uniform spherical ensemble.

These comparisons provide many interesting observations. First, we see that BP, IR11, IST, and TST are the most consistent across all these distributions, but they do not perform nearly as well as the greedy methods for sparse vectors distributed Normal and Laplacian. Second, we see that the success of the greedy methods and IHT varies widely depending on the underlying distribution. It is clear from these observations that not one recovery algorithm can be called the best for any sparsity and indeterminacy. Thus, choosing a recovery algorithm should be guided by the expected underlying distribution of the sparse vector. Finally, since the probability that all these algorithms fail for some vector is no greater than the maximum probability of one of them failing, this suggests that recovery can be improved by their combination at the cost of extra computation. I validate this by showing large changes in the phase transitions [2], [18] of BP and OMP with solutions selected from the “ensemble” of algorithms. This “multi-model” approach has been used elsewhere, e.g., in model selection [15], [19], data analysis [20], and denoising [21]. After briefly reviewing the eight recovery algorithms I test, I describe my experimental set-up in the third section, and present a variety of experimental results.

## II. COMPRESSED SENSING AND SIGNAL RECOVERY

Several methods exist for recovering  $\mathbf{x}$  from  $\mathbf{u}$  given  $\Phi$  (see [22] for a survey). In this letter, I focus on three types of recovery algorithms: greedy pursuits, thresholding, and convex optimization.

### A. Recovery by Greedy Pursuit

1) *Matching Pursuit (MP)* [23]: Given the index set  $\Omega_k \subset \Omega = \{1, 2, \dots, N\}$ , MP augments this set by  $\Omega_{k+1} = \Omega_k \cup \{n_k\}$  using the selection rule

$$n_k = \arg \min_{n \in \Omega} \|\mathbf{r}_k - \langle \mathbf{r}_k, \varphi_n \rangle \varphi_n\|_2^2 = \arg \max_{n \in \Omega} |\langle \mathbf{r}_k, \varphi_n \rangle| \quad (1)$$

where  $\varphi_n$  is the  $n$ th column of  $\Phi$ ,  $\mathbf{r}_k = \mathbf{u} - \Phi \mathbf{x}_k$  is the residual, and the  $n_k$  row of  $\mathbf{x}_{k+1}$  is defined

$$[\mathbf{x}_{k+1}]_{n_k} = [\mathbf{x}_k]_{n_k} + \langle \mathbf{r}_k, \varphi_{n_k} \rangle. \quad (2)$$

For initialization,  $\Omega_0 = \emptyset$  and  $\mathbf{x}_0 = \mathbf{0}$ . Usually, MP is made to stop once  $\|\mathbf{r}_k\|_2$  drops below some threshold. Though I do not test MP in this study, I include it here since the methods below build upon it.

2) *Orthogonal Matching Pursuit (OMP) [4]*: Given the index set  $\Omega_k \subset \Omega = \{1, 2, \dots, N\}$ , and defining  $\Phi_{\Omega_k}$  as the columns from  $\Phi$  indexed by  $\Omega_k$ , OMP augments this set as in MP (1), but here  $\mathbf{r}_k = \mathbf{u} - \Phi_{\Omega_k} \mathbf{x}_k$  is the residual with  $\mathbf{x}_k$  is defined such that  $\|\mathbf{r}_k\|_2$  is minimized, i.e.,

$$\mathbf{x}_k = (\Phi_{\Omega_k}^T \Phi_{\Omega_k})^{-1} \Phi_{\Omega_k}^T \mathbf{u}. \quad (3)$$

Thus, OMP updates the entire solution, and not just one element as in MP. The solution  $\hat{\mathbf{x}}$  is created from the shorter vector  $\mathbf{x}_k$ . For initialization,  $\Omega_0 = \emptyset$ , and  $\mathbf{r}_0 = \mathbf{u}$ . Usually, OMP is made to stop once  $\|\mathbf{r}_k\|_2$  is below a threshold. In my implementation, I stop OMP once either  $\|\mathbf{r}_k\|_2/\|\mathbf{x}\|_2 < 10^{-5}$ , or  $k > 2s$ .

3) *Probabilistic OMP (PrOMP) [15]*: Instead of the MP selection criterion (1), an algorithm can probabilistically select columns of  $\Phi$ . Given the index set  $\Omega_k \subset \Omega = \{1, 2, \dots, N\}$ , PrOMP augments it  $\Omega_{k+1} = \Omega_k \cup \{n_k\}$  by sampling from  $n_k \sim P(n \in \Omega^* | \mathbf{r}_k)$ , where the set  $\Omega^*$  denotes the true indices of the non-zero entries of  $\mathbf{x}$ . For this distribution, Divekar et al. [15] propose

$$P(n \in \Omega^* | \mathbf{r}_k) = \begin{cases} (1-p)/l, & |\langle \mathbf{r}_k, \varphi_n \rangle| \geq f_l \\ p/(N-k-l), & 0 < |\langle \mathbf{r}_k, \varphi_n \rangle| < f_l \\ 0, & |\langle \mathbf{r}_k, \varphi_n \rangle| = 0 \end{cases} \quad (4)$$

where  $0 < p < 1$ , and  $f_l$  is the  $l$ th largest value in  $\{|\langle \mathbf{r}_k, \varphi_n \rangle| : n \in \Omega\}$ ,  $1 \leq l < N - k$ . As in OMP, PrOMP uses least-squares (3) to produce  $\mathbf{r}_{k+1}$ . Usually, PrOMP is made to stop once  $\|\mathbf{r}_k\|_2$  is below a threshold, and, if  $\|\mathbf{r}_k\|_2 > 0$ , to reinitialize ( $\Omega_0 = \emptyset$  and  $\mathbf{r}_0 = \mathbf{u}$ ) and find another solution. After producing  $n$  solutions, PrOMP selects the one giving the smallest error. In my implementation, I make  $p = 0.001$ ,  $l = 2$ , and select the best from  $n = 10$  solutions; I make PrOMP stop generating each solution once either  $\|\mathbf{r}_k\|_2/\|\mathbf{x}\|_2 < 10^{-5}$ , or  $k > 2s$ .

4) *Cyclic Matching Pursuit (CMP) [16]*: CMP runs as MP at each iteration, but includes a refinement step. Given the index set  $\Omega_k \subset \Omega = \{1, 2, \dots, N\}$ , define its  $i$ th value as  $\Omega_k(i)$ ,  $1 \leq i \leq k$ . First, CMP finds

$$n_i = \arg \min_{n \in \Omega} \|\mathbf{r}_{k \setminus i} - \langle \mathbf{r}_{k \setminus i}, \varphi_n \rangle \varphi_n\|_2 = \arg \max_{n \in \Omega} |\langle \mathbf{r}_{k \setminus i}, \varphi_n \rangle| \quad (5)$$

where

$$\mathbf{r}_{k \setminus i} = \mathbf{u} - [\Phi \mathbf{x}_k - \varphi_{\Omega_k(i)} [\mathbf{x}_k]_{\Omega_k(i)}]. \quad (6)$$

Then CMP updates the index set  $\Omega_k$  such that  $\Omega_k(i) = n_i$ , and the solution  $[\mathbf{x}_k]_{n_i} = \langle \mathbf{r}_{k \setminus i}, \varphi_n \rangle$ . Usually, CMP is made to run this refinement procedure over all elements of  $\Omega_k$  either a predefined number of times, or until the incremental decrease in residual norm falls below a given threshold. Finally, CMP augments  $\Omega_k$  as in MP, and begins the refinement cycle again. In my implementation, CMP runs up to 10 refinements after each set augmentation (with the exception being the first), or until the residual norm is 0.999 what it was before refinement. As for OMP and PrOMP, I stop CMP once either  $\|\mathbf{r}_k\|_2/\|\mathbf{x}\|_2 < 10^{-5}$ , or  $k > 2s$ .

## B. Recovery by Thresholding

1) *Iterative Thresholding*: Given  $\mathbf{x}_k$ , iterative thresholding refines the solution according to

$$\mathbf{x}_{k+1} = T(\mathbf{x}_k + \kappa \Phi^T [\mathbf{u} - \Phi \mathbf{x}_k]; \tau_k) \quad (7)$$

where  $0 < \kappa < 1$  is a relaxation parameter,  $\tau_k \geq 0$  is a threshold, and  $T(\mathbf{y})$  is a thresholding function applied to each element of  $\mathbf{y}$ . For iterative hard thresholding (IHT), this function is defined

$$T(x; \tau_k) = \begin{cases} x, & |x| > \tau_k \\ 0, & \text{else.} \end{cases} \quad (8)$$

For iterative soft thresholding (IST), this function is defined

$$T(x; \tau_k) = \begin{cases} \text{sgn}(x)(|x| - \tau_k), & |x| > \tau_k \\ 0, & \text{else.} \end{cases} \quad (9)$$

Usually, thresholding refines the solution until the error  $\|\mathbf{u} - \Phi \mathbf{x}_k\|_2$  does not improve more than a given amount. The implementations of IHT and IST I use are those recommended by Maleki and Donoho [2], where they set  $\kappa = 0.6$ , and adaptively set  $\tau_k$  according to a false alarm rate, the problem indeterminacy, and an estimate of the variance of the residual.<sup>1</sup> I restrict the number of refinements to  $k \leq 300$ , and exit once  $\|\mathbf{r}_k\|_2 / \|\mathbf{x}\|_2 < 10^{-5}$ .

2) *Two-stage Thresholding (TST)* [2]: Given  $\mathbf{x}_k$ , TST defines the intermediate solution

$$\mathbf{v}_k = T_1(\mathbf{x}_k + \kappa \Phi^T [\mathbf{u} - \Phi \mathbf{x}_k]; \tau_{k,1}) \quad (10)$$

where  $0 < \kappa < 1$  is a relaxation parameter,  $\tau_{k,1} \geq 0$  is a threshold, and  $T_1(\mathbf{y})$  is a thresholding function applied to each element of  $\mathbf{y}$ . Now, defining the index set  $\Omega_k = \Omega_{\mathbf{v}} \cup \Omega_{\mathbf{x}_k} \subset \Omega = \{1, 2, \dots, N\}$ , which is just the indices of significant non-zeros in both  $\mathbf{v}_k$  and  $\mathbf{x}_k$ , TST updates the solution by a second thresholding step

$$\mathbf{x}_{k+1} = T_2([\Phi_{\Omega_k}^T \Phi_{\Omega_k}]^{-1} \Phi_{\Omega_k}^T \mathbf{u}; \tau_{k,2}) \quad (11)$$

where  $\tau_{k,2} \geq 0$  is a threshold, and  $T_2(\mathbf{y})$  is another thresholding function. Depending on how one defines the thresholding functions, TST can become Compressive Sampling MP (CoSaMP) [13], and subspace pursuit [3]. The implementation of TST I use is that recommended by Maleki and Donoho [2], where they set  $\kappa = 0.6$ , and adaptively set  $\tau_k$  according to the problem indeterminacy — effectively making subspace pursuit without the dependency on a sparsity oracle<sup>2</sup> I restrict the number of refinements to  $k \leq 300$ , and exit when  $\|\mathbf{r}_k\|_2 / \|\mathbf{x}\|_2 < 10^{-5}$ .

### C. Recovery by Convex Optimization

1)  *$\ell_1$ -minimization (BP)* [1]: Since the strict measure of sparsity is not convex, one might substitute a relaxed and convex measure of sparsity, and recover a sensed vector by the sparsity-promoting optimization

$$\hat{\mathbf{x}} = \arg \min_{\mathbf{x} \in \mathbb{R}^N} \|\mathbf{x}\|_1 \text{ subject to } \mathbf{u} = \Phi \mathbf{x}. \quad (12)$$

Other formulations, which are useful when the measurement  $\mathbf{u}$  is noisy, include regularization, and iteratively reweighted  $\ell_1$ -minimization [17].

<sup>1</sup>See <http://sparselab.stanford.edu/OptimalTuning/main.htm>

<sup>2</sup>ibid.

2) *Iteratively Reweighted  $\ell_1$ -minimization (IRI1)* [17]: Given a solution  $\mathbf{x}_k$ , and a set of weights on the diagonal of the  $N \times N$  matrix  $\mathbf{W}_k$ , IRI1 updates the solution by applying weighted BP

$$\mathbf{x}_{k+1} = \arg \min_{\mathbf{x} \in \mathbb{R}^N} \|\mathbf{W}_k \mathbf{x}\|_1 \text{ subject to } \mathbf{u} = \Phi \mathbf{x}. \quad (13)$$

Then, IRI1 updates the  $n$ th weight of  $\mathbf{W}_k$  by

$$[\mathbf{W}_{k+1}]_{nn} = 1/(|\mathbf{x}_{k+1}|_n + \epsilon) \quad (14)$$

where  $\epsilon > 0$  is set for stability. Finally, IRI1 updates the solution using the new weights, and stops once the solution converges, or until a maximum number of iterations. With this weighting, the  $\ell_1$ -norm acts more like the strict sparsity measure, but maintains convexity. For initialization,  $\mathbf{W}_0 = \mathbf{I}$ . In my implementation, I make  $\epsilon = 0.1$  as in [17], and limit the number of iterations to 4, or until  $\|\mathbf{r}_k\|_2/\|\mathbf{x}\|_2 < 10^{-5}$ .

### III. COMPUTER SIMULATIONS

My problem suite is nearly the same as that used by Maleki and Donoho [2], except here I make  $N = 400$  instead of 800. I sample each sensing matrix only from the uniform spherical ensemble, where each column of  $\Phi$  is a point on the  $N$ -dimensional unit sphere, and each element of each column of  $\Phi$  is independently and identically distributed zero-mean Gaussian. I generate each  $s$ -sparse vector in the following way. First, I determine the indices for the non-zero elements by drawing  $s$  values at random (without replacement) from the set  $\{1, 2, \dots, N\}$ . Then, I independently sample from the same distribution the elements at these indices. I use the following distributions:

- 1) Standard Normal (N)
- 2) Zero-mean Laplacian (L), with parameter  $\lambda = 10$
- 3) Zero-mean uniform (U) in the support  $[-1, 1]$
- 4) Bernoulli (B) equiprobable in  $\{-1, 1\}$  (Constant Amplitude Random Sign in [2])
- 5) Bimodal Gaussian (BG) as a sum of two unit norm Gaussians with means  $\pm 3$
- 6) Bimodal uniform (BU) as a sum of two uniform distributions in  $[-4, -2]$  and  $[2, 4]$
- 7) Bimodal Rayleigh (BR), where the magnitude value is distributed Rayleigh with parameter  $\sigma = 3$ .

The problems I test have 30 different linearly-spaced sparsities  $\rho \in [0.05, 1]$ . For each of these, I test 16 different linearly-spaced indeterminacies  $\delta \in [0.05, 0.5414]$ . For each sparsity and indeterminacy pair then, I find the proportion of 100 vectors sensed by a sampled  $\Phi$  that are recoverable exactly by the algorithms I describe above. As in [2], I define exact recovery when  $\|\mathbf{x} - \hat{\mathbf{x}}\|_2/\|\mathbf{x}\|_2 < 0.01$ .

#### A. Recovery Performance

Figure 1 shows the recovery performances of BP, OMP, TST, and IHT as functions of problem sparsity for six different indeterminacies, and four different sparse vector distributions. It is not surprising that as the number of measurements increases, all recovery algorithms are more likely to recover vectors that are less sparse. All algorithms I test have gradual transitions except for TST. Furthermore, I see no significant differences between the recovery performances of BP and IRI1. We see that while OMP does more poorly than BP for vectors distributed Bernoulli,

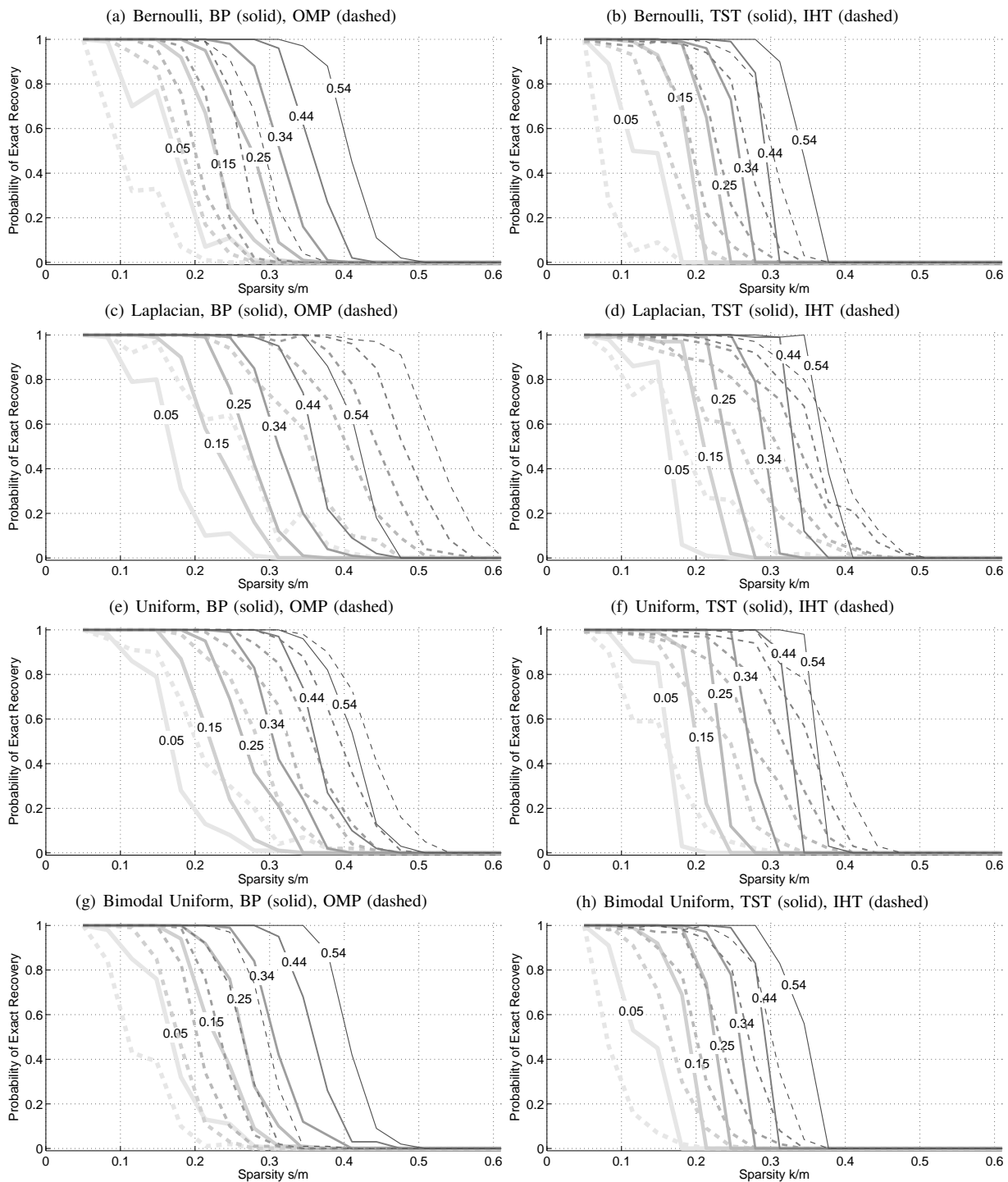


Fig. 1. Recovery rates for compressively sensed sparse vectors sampled from four distributions as a function of problem sparsity and six problem indeterminacies ( $m/N$ , labeled).

and bimodal uniform, it does better for vectors distributed uniform, and much better for vectors distributed Laplacian. In Fig. 1, we see TST outperforms IHT in recovery. I find for all algorithms I test that greedy methods (OMP, CMP,

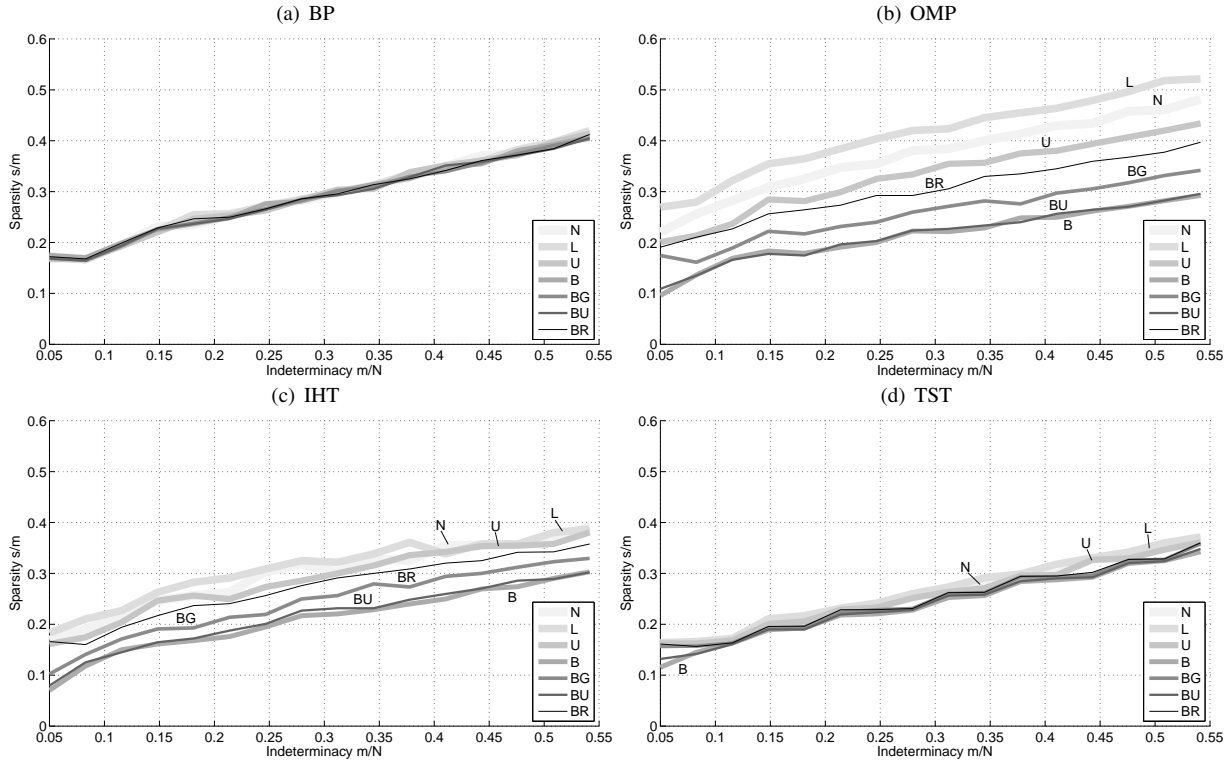


Fig. 2. Phase transitions of four recovery algorithms for a variety of sparse vector distributions: Normal (N), Laplacian (L), Uniform (U), Bernoulli (B), Bimodal Gaussian (BG), Bimodal Uniform (BU), Bimodal Rayleigh (BR).

PrOMP) perform much better than the others (IHT, IST, TST, BP) for vectors distributed Laplacian, Normal and Uniform, in order of descending performance. OMP, CMP, and PrOMP also outperform TST for Bimodal Rayleigh; and PrOMP outperforms BP for Bimodal Rayleigh as well. Overall, I observe the following hierarchy of greedy algorithms in recovery performance over all distributions: PrOMP  $>$  CMP  $\approx$  OMP. The recovery performance of IST is poor for all distributions, and that of TST is superior to IHT. However, especially for Bernoulli and bimodal uniform, BP outperforms TST. These results confirm the ordering of algorithms observed in [2].

### B. Phase Transitions

At each problem indeterminacy, I interpolate the results over all sparsities to find where successful recovery occurs with a probability of 0.5. This creates a phase transition plot showing the boundary above which most recoveries fail, and below which most recoveries succeed. Figure 2 shows the phase transitions of BP, OMP, IHT, and TST for all seven distributions. Both BP and TST (as well as IST) appear robust to the distribution underlying sparse vectors, while OMP (as well as PrOMP and CMP) varies to a large degree.

### C. Combinations of Recovery Algorithms

It is clear from these results that the underlying distribution of a sparse vector can have a significant impact on its recoverability from compressive measurements, the extents to which depend on the recovery algorithm. For vectors distributed Normal, Laplacian, and Uniform, greedy methods like OMP, PrOMP, and CMP appear to outperform both

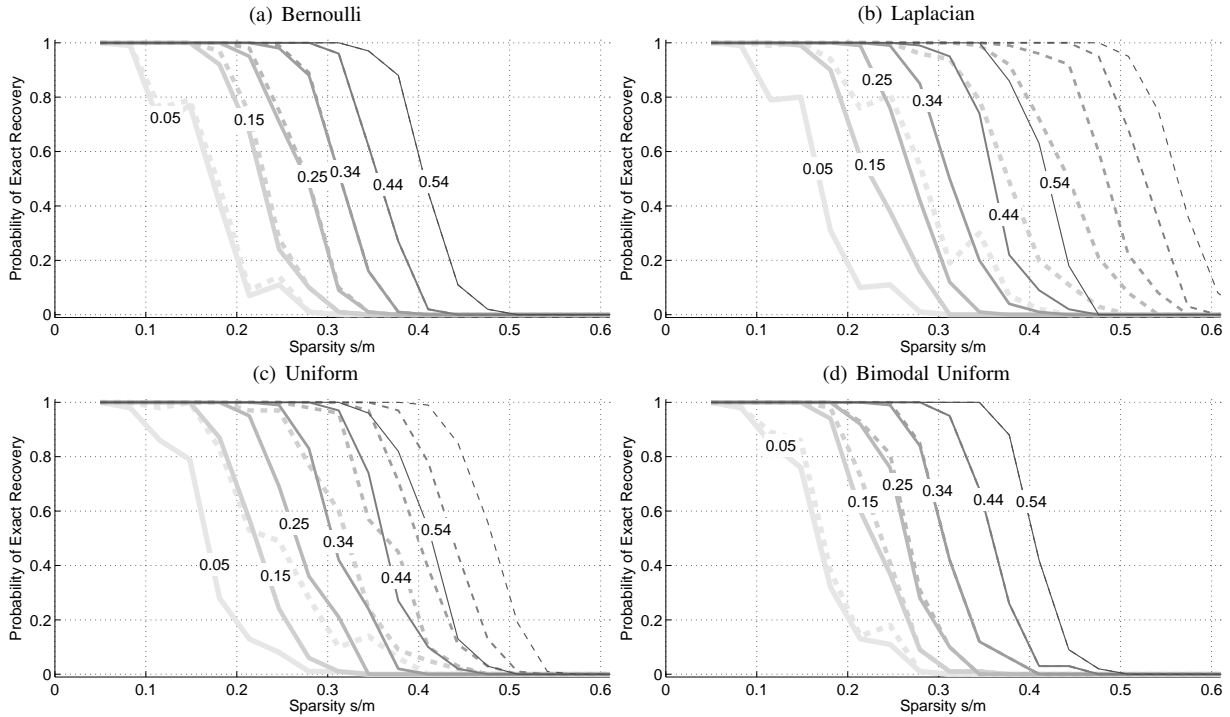


Fig. 3. Recovery rates for BP (solid) and the ensemble (E, dashed) for compressively sensed sparse vectors sampled from four distributions as a function of problem sparsity and six problem indeterminacies ( $m/N$ , labeled).

BP and TST, sometimes to a surprising degree. On the other hand, for vectors distributed Bernoulli, and bimodally, these greedy methods do not perform as well as the others. This raises the question: do these recovery algorithms fail for the same sensed vectors? If they do not, then the possibility exists of increasing recoverability by using them in combination, i.e., choosing the best from the set of solutions  $\hat{\mathcal{X}} = \{\hat{\mathbf{x}}_{\text{OMP}}, \hat{\mathbf{x}}_{\text{PrOMP}}, \hat{\mathbf{x}}_{\text{CMP}}, \hat{\mathbf{x}}_{\text{IHT}}, \hat{\mathbf{x}}_{\text{IST}}, \hat{\mathbf{x}}_{\text{TST}}, \hat{\mathbf{x}}_{\text{BP}}\}$ , which obviously comes at the cost of increased computational complexity. This is similar to model selection using “multi-models” [19]. In essence, PrOMP does such a selection, but builds models only by a greedy strategy — which can explain why my implementation of PrOMP outperforms OMP nearly everywhere. Thus, including a collection of recovery methods with different strategies might boost the likelihood of exact recovery.

To explore this question, I compare the recovery performance of each algorithm alone, and of the “ensemble” of algorithms (E) for the same signals. If any one of the algorithms exactly recovers the sparse vector, then I considered it a success for E. Figure 3 compares the recovery performance of BP and E as functions of problem sparsity for six different indeterminacies, and four different sparse vector distributions. For sparse vectors distributed Bernoulli and bimodal uniform, the benefits of E are obvious only at low problem indeterminacies. However, it is clear for sparse vectors distributed Laplacian and uniform (as well as Normal, and bimodal Gaussian and Rayleigh), that E provides a sometimes large benefit. In the case of sparse vectors distributed Laplacian, all problems with indeterminacy  $\delta \lesssim 0.34$  can be solved by E as long as  $\rho \lesssim 0.3$ , whereas with BP alone it is  $\rho \lesssim 0.23$ , and with OMP alone it is  $\rho \lesssim 0.25$ . We can also see for an indeterminacy of  $\delta = 0.54$  that sparsity jumps from  $\rho \lesssim 0.37$  for OMP to  $\rho \lesssim 0.47$  for E, which means that all sparse vectors (distributed Laplacian) can have almost  $m/2$  non-zero



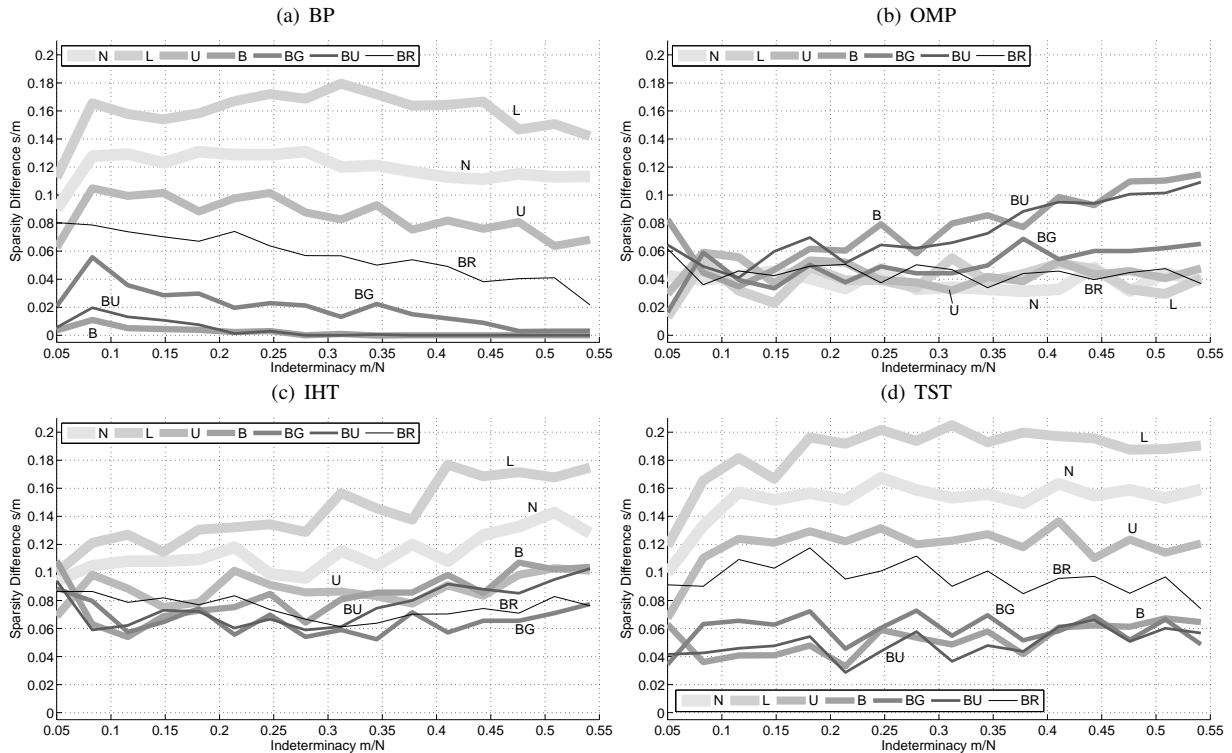


Fig. 4. Phase transition of the ensemble (E) with respect to that of four recovery algorithms for a variety of sparse vector distributions: Normal (N), Laplacian (L), Uniform (U), Bernoulli (B), Bimodal Gaussian (BG), Bimodal Uniform (BU), Bimodal Rayleigh (BR).

elements and still be recoverable from  $m = 0.54N$  measurements.

Figure 4 shows the differences between the phase transitions of four algorithms and E for each sparse vector distribution. Since the phase transition of E must be at least as good as each algorithm in the ensemble, their difference is positive semi-definite. In Fig. 4(a), we see that using E pushes the phase transition of BP an average of almost 0.16 in problem sparsity over all indeterminacies for Laplacian distributed sparse vectors; and in Fig. 4(d), we see an average improvement of nearly 0.18. Bernoulli and bimodal uniform distributed vectors are only a little more recoverable at low indeterminacies, which is also seen in Fig. 3(a).

#### IV. CONCLUSION

It is clearly observed from my computer simulations that the performance of a recovery algorithm within the context of compressed sensing can be greatly affected by the distribution underlying the sensed sparse vector. Though some methods are quite robust to these distributions, we see they are outperformed by other methods, in particular for distributions with a significant amount of probability density about the origin. The important thing to ask then moves from what recovery algorithm is the best, to what distribution underlies a sensed vector. A critical question is how the results I observe here change when the sensed vector is corrupted by noise. One potential problem with using the algorithms tuned by Maleki and Donoho [2] is that they are tuned to sparse vectors distributed Bernoulli. It could be possible that they perform better for vectors distributed Laplacian if they are tuned to such a distribution. This deserves to be studied. Finally, we see that we significantly enhance the recovery of sensed vectors of some

distributions by selecting a solution from a set produced by an ensemble of recovery algorithms, at the cost of added computation. This fact raises the need to study the costs and benefits of including a particular recovery algorithm in the ensemble with respect to the sparse vector distribution. Informal testing shows that PrOMP may provide the most benefit, while IST and IR11 give little boost to recovery performance, at least in the noiseless case.

## REFERENCES

- [1] S. S. Chen, D. L. Donoho, and M. A. Saunders, "Atomic decomposition by basis pursuit," *SIAM J. Sci. Comput.*, vol. 20, no. 1, pp. 33–61, Aug. 1998.
- [2] A. Maleki and D. L. Donoho, "Optimally tuned iterative reconstruction algorithms for compressed sensing," *IEEE J. Selected Topics in Signal Process.*, vol. 4, no. 2, pp. 330–341, Apr. 2010.
- [3] W. Dai and O. Milenkovic, "Subspace pursuit for compressive sensing signal reconstruction," *IEEE Trans. Inf. Theory*, vol. 55, no. 5, pp. 2230–2249, May 2009.
- [4] Y. Pati, R. Rezaifar, and P. Krishnaprasad, "Orthogonal matching pursuit: Recursive function approximation with applications to wavelet decomposition," in *Proc. Asilomar Conf. Signals, Syst., Comput.*, vol. 1, Pacific Grove, CA, Nov. 1993, pp. 40–44.
- [5] O. Christensen, *An Introduction to Frames and Riesz Bases*. Boston, MA: Birkhäuser, 2003.
- [6] S. Mallat, *A Wavelet Tour of Signal Processing: The Sparse Way*, 3rd ed. Amsterdam: Academic Press, Elsevier, 2009.
- [7] E. Candès, J. Romberg, and T. Tao, "Robust uncertainty principles: Exact signal reconstruction from highly incomplete frequency information," *IEEE Trans. Inform. Theory*, vol. 52, no. 2, pp. 489–509, Feb. 2006.
- [8] D. L. Donoho, "Compressed sensing," *IEEE Trans. Info. Theory*, vol. 52, no. 4, pp. 1289–1306, Apr. 2006.
- [9] J. Tropp, "Greed is good: Algorithmic results for sparse approximation," *IEEE Trans. Info. Theory*, vol. 50, no. 10, pp. 2231–2242, Oct. 2004.
- [10] D. L. Donoho, A. Maleki, and A. Montanari, "Message-passing algorithms for compressed sensing," *Proc. National Academy of the Sciences*, vol. 106, no. 45, pp. 18 914–18 919, Nov. 2009.
- [11] K. Qui and A. Dogandzic, "Variance-component based sparse signal reconstruction and model selection," *IEEE Trans. Signal Process.*, vol. 58, no. 6, pp. 2935–2952, June 2010.
- [12] T. Blumensath and M. E. Davies, "Iterative hard thresholding for compressed sensing," *Signal Process.* (submitted), Jan. 2009.
- [13] D. Needell and J. A. Tropp, "Cosamp: iterative signal recovery from incomplete and inaccurate samples," *Appl. Comput. Harmonic Anal.*, vol. 26, no. 3, pp. 301–321, 2009.
- [14] D. L. Donoho, "High-dimensional centrally symmetric polytopes with neighborliness proportional to dimension," *Discrete and Computational Geometry*, vol. 35, pp. 617–652, 2006.
- [15] A. Divekar and O. Ersoy, "Probabilistic matching pursuit for compressive sensing," Purdue University, West Lafayette, IN, USA, Tech. Rep., May 2010.
- [16] M. G. Christensen and S. H. Jensen, "The cyclic matching pursuit and its application to audio modeling and coding," in *Proc. Asilomar Conf. Signals, Syst., Comput.*, Pacific Grove, CA, Nov. 2007.
- [17] E. J. Candès, M. B. Wakin, and S. P. Boyd, "Enhancing sparsity by reweighted  $\ell_1$  minimization," *J. Fourier Analysis Applications*, vol. 14, no. 5-6, pp. 877–905, 2008.
- [18] J. D. Blanchard, C. Cartis, J. Tanner, and A. Thompson, "Phase transitions for greedy sparse approximation algorithms," *Applied and Computational Harmonic Analysis*, vol. 30, no. 2, pp. 188–203, Apr. 2011.
- [19] P. Stoica, Y. Selén, and J. Li, "Multi-model approach to model selection," *Digital Signal Process.*, vol. 14, no. 5, pp. 399–412, Sep. 2004.
- [20] P. J. Durka, D. Ircha, and K. J. Blinowska, "Stochastic time-frequency dictionaries for matching pursuit," *IEEE Trans. Signal Process.*, vol. 49, no. 3, pp. 507–510, Mar. 2001.
- [21] M. Elad and I. Yavneh, "A plurality of sparse representations is better than the sparsest one alone," *IEEE Trans. Info. Theory*, vol. 55, no. 10, pp. 4701–4714, Oct. 2009.
- [22] J. A. Tropp and S. J. Wright, "Computational methods for sparse solution of linear inverse problems," *Proc. IEEE*, vol. 98, no. 6, pp. 948–958, June 2010.

- [23] S. Mallat and Z. Zhang, "Matching pursuits with time-frequency dictionaries," *IEEE Trans. Signal Process.*, vol. 41, no. 12, pp. 3397–3415, Dec. 1993.