

Shape evolution in Yttrium and Niobium neutron-rich isotopes

R. Rodriguez-Guzman¹, P. Sarriguren¹ and L.M. Robledo²

¹ *Instituto de Estructura de la Materia, CSIC, Serrano 123, E-28006 Madrid, Spain*

² *Departamento de Física Teórica, Módulo 15, Universidad Autónoma de Madrid, 28049-Madrid, Spain*

(Dated: August 16, 2018)

The isotopic evolution of the ground-state nuclear shapes and the systematics of one-quasiproton configurations are studied in neutron-rich odd- A Yttrium and Niobium isotopes. We use a selfconsistent Hartree-Fock-Bogoliubov formalism based on the Gogny energy density functional with two parametrizations, D1S and D1M. The equal filling approximation is used to describe odd- A nuclei preserving both axial and time reversal symmetries. Shape-transition signatures are identified in the $N = 60$ isotopes in both charge radii and spin-parities of the ground states. These signatures are a common characteristic for nuclei in the whole mass region. The nuclear deformation and shape coexistence inherent to this mass region are shown to play a relevant role in the understanding of the spectroscopic features of the ground and low-lying one-quasiproton states. Finally, a global picture of the neutron-rich $A \sim 100$ mass region from Krypton up to Molybdenum isotopes is illustrated with the systematics of the nuclear charge radii isotopic shifts.

PACS numbers: 21.60.Jz, 21.10.Pc, 27.60.+j

I. INTRODUCTION

The structural evolution as a function of the number of nucleons is a subject of increasing interest in nuclear structure, which is supported by a very intense activity on both theoretical and experimental sides [1–13]. In particular, neutron-rich nuclei in the mass region around $A = 100$ have received special attention because of the interesting nuclear structure features merging there [8, 14–17].

Experimentally, the efforts are focused on different and complementary directions. The most relevant for the purpose of this work are related, on the one hand, to the mass determination [9–11] in the case of exotic neutron-rich nuclei with the accuracy required for the modeling of astrophysical events [18, 19]. In particular, the mass region of our concern here is highly significant to understand the nucleosynthesis path and the isotopic abundances generated by the astrophysical r process [20]. On the other hand, the focus is on laser-spectroscopy experiments aimed to measure nuclear spins, magnetic dipole moments, spectroscopic quadrupole moments and mean-square charge radii from isotopic shifts. Considerable progress has been achieved in the last years (for a recent review, see [8] and references therein), and special attention has received the mass region studied in this work [13, 21–36].

Theoretically, the region has been studied using phenomenological models [37–40] and microscopic approaches, based on the Relativistic Mean Field (RMF) [41], as well as nonrelativistic Skyrme [42, 43] and Gogny [14–16, 44, 45] energy density functionals (EDF). All in all, the accumulated information on this mass region has allowed to establish some characteristic features, which can be associated to signatures of a shape transition at $N = 60$.

Different nuclear properties sensitive to these structural changes have been recently investigated [14–16] in

several isotopic chains in this mass region. We used a selfconsistent Hartree-Fock-Bogoliubov (HFB) approximation based on the finite range and density dependent Gogny-EDF [46] and the equal filling approximation (EFA) to deal with the odd nucleon. We analyzed bulk and spectroscopic properties of neutron-rich isotopes with both even Z (Sr, Zr, and Mo isotopes) and odd Z (Rb isotopes). Our purpose in this paper is to complete the systematic study of the bulk and spectroscopic properties in two chains of odd- Z isotopes, Yttrium ($Z = 39$) and Niobium ($Z = 41$), as well as in the chain of Krypton isotopes ($Z = 36$).

The description of odd- A nuclei involves additional difficulties because the exact blocking procedure requires the breaking of time-reversal invariance, making the calculations more involved [47–51]. In the present study we use the EFA, a prescription widely used in mean-field calculations to preserve the advantages of time-reversal invariance. The predictions arising from various treatments of the blocking have been studied in Ref. [50], concluding that the EFA is sufficiently precise for most practical applications. More details of our procedure can be found in Ref. [15, 49].

In this work we consider two parametrizations of the Gogny-EDF, namely D1S [52] as the standard and most studied parameter set [44, 45, 53–55] and D1M [56] as the most recent effort to find a new parametrization that improves the predictions for masses maintaining the excellent performance and predictive power of the former D1S. Our aim is first to verify the robustness of our predictions with respect to the particular version of the EDF employed and second, to test the performance of D1M in the present context of the spectroscopy of odd- A nuclei.

The paper is organized as follows. In Sec. II, we present a brief description of the theoretical formalism used in the present work, i.e., the HFB-EFA framework. The results of our calculations for the considered nuclei are discussed in Sec. III, where we pay attention to the

one-quasiparticle states and their spectroscopic evolution along the Y and Nb isotopic chains. We also compare our results with the available experimental data for charge radii and two-neutron separation energies. In Sec. IV we show the results for Krypton isotopes, as well as the systematics of the charge radii in the whole region from Krypton ($Z = 36$) up to Molybdenum ($Z = 42$). Finally, Sec. V is devoted to the concluding remarks and work perspectives.

II. THEORETICAL FRAMEWORK

Our theoretical framework to deal with odd- A nuclei is based on the Gogny-HFB-EFA formalism. In previous studies of even-even nuclei [6, 7] we have found advantageous to use the so called gradient method [57] to obtain the solution of the HFB equations, leading to the (even number parity) vacuum $|\Phi\rangle$. Within this method, the HFB equation is recast in terms of a minimization (variational) process of the mean field energy. The Thouless parameters defining the most general HFB wave functions [58] are used as variational parameters. As it is customary in calculations with the Gogny force, the kinetic energy of the center of mass motion has been subtracted from the Routhian to be minimized in order to ensure that the center of mass is kept at rest. The exchange Coulomb energy was considered in the Slater approximation and the contribution of the Coulomb interaction to the pairing field is neglected. Both axial and time-reversal are selfconsistent symmetries in our calculations for odd- A nuclei. Triaxial calculations have also been performed in the case of even-even Kr isotopes.

The HFB ground-state wave function $|\Phi\rangle$ of an even-even nucleus is defined by the condition of being the vacuum of the annihilation quasiparticle operators β_μ of the Bogoliubov transformation [58, 59]. On the other hand, the ground and low-lying one-quasiparticle states of odd- A systems, like the ones considered in the present work, can be handled with blocked (odd number parity [58, 59]) HFB wave functions

$$|\Psi_{\mu_B}\rangle = \beta_{\mu_B}^+ |\Phi\rangle, \quad (1)$$

where μ_B indicates the quasiparticle state to be blocked and stands for the indexes compatible with the symmetries of the odd-nuclei, such as the angular momentum projection K and parity π in the case of axial symmetry. As mentioned above, we use here the EFA to the exact blocking that preserves time-reversal invariance. In this approximation the unpaired nucleon is treated on an equal footing with its time-reversed state by sitting half a nucleon in a given orbital and the other half in its time-reversed partner. The microscopic justification has been first given in Ref. [49] using ideas of quantum statistical mechanics. The EFA energy can be obtained as the statistical average, with a given density matrix operator, and applying the variational principle to it, the

HFB-EFA equation [49] is obtained. The existence of a variational principle allows to use the gradient method to solve the HFB-EFA equation with the subsequent simplification in the treatment of the constraints.

The solution of the HFB-EFA (as well as the exact blocked HFB) equation depends upon the initial blocked level μ_B . In the HFB-EFA case, the K quantum number is selfconsistently preserved along the calculation and so does the parity if octupole correlations are not allowed in the iterative process. Blocking levels with different K^π values lead to different quantum states of the odd- A nucleus, being the ground state the one with the lowest energy. One should notice that because of the selfconsistent nature of the whole procedure, for a given K^π , there is no guarantee that the lowest energy solution for those K^π values is obtained by taking the quasiparticle with the lowest energy as the initial blocked state. Therefore, several quasiparticles with the same K^π must be considered. In addition, in the present case and because of the presence of coexisting prolate, oblate, and spherical minima in some of the nuclei considered, blocked configurations with those quadrupole deformations have to be explored. Constrained calculations have been performed to generate potential energy curves (PECs) for the even-even neighbor nuclei. One can find a systematic compilation of PECs obtained with Gogny-D1S in Ref. [60]. In the case of odd- A nuclei, the purpose of the computation of such PECs is twofold: First, they give us initial hints on the evolution of the different competing shapes in the considered nuclei and, second, they provide a whole set of prolate, spherical and oblate even-even HFB states (reference states) for the subsequent treatment of the neighboring odd- A nuclei. In fact, once a reference (even-even) state with a given deformation is chosen, we use it to perform an additional (constrained) HFB calculation providing an unblocked fully-paired state corresponding to an odd average neutron number (false vacuum [47]) with the same deformation. Such prolate, spherical, and oblate false vacua are then used as input configurations in our subsequent blocking scheme (i.e., EFA).

Thus, the minimization process has to be carried out several times, using different initial prolate, spherical and oblate (false) vacua. We have repeated each calculation, for a given false vacuum and K values from $1/2$ up to $15/2$, using as initial blocking states the 12 quasiparticles corresponding to the lowest quasiparticle energies. The use of so many initial configurations is to guarantee that we are not missing the true ground state and all the lowest excited states. Note that for nuclei in this region of the nuclear chart, there exist several competing shapes at low excitation energy and therefore our procedure assures that the lowest energy solution can be reached for all values of the quadrupole moment Q_{20} and mass number.

III. RESULTS FOR ODD-A YTTRIUM AND NIOBIUM ISOTOPES

Being odd- Z nuclei, the spin and parity of odd- A Yttrium and Niobium isotopes are determined by the state occupied by the unpaired proton. The spectroscopic properties of the odd- A isotopes are determined by the one-quasiproton configurations that, in principle, are expected to be rather stable against variations in the number of even neutrons. However, as it is known in neighboring nuclei, approaching $N \sim 60$, the isotopes become well deformed [1, 14] and the abrupt change in deformation induces signatures in nuclear bulk properties like the two-neutron separation energies and the nuclear charge radii, as well as in spectroscopic properties. In particular, the spin and parity of the nuclear ground state might flip suddenly from one isotope to another, reflecting the structural change.

A. Low-lying one-quasiparticle states

In Fig. 1 we can see the experimental excitation energies and spin-parity assignments (a) in odd- A neutron-rich Yttrium isotopes [61]. They are compared to the one-quasiproton states predicted by our Gogny-D1S HFB-EFA calculation (b), where the excited states in a given isotope are referred to the corresponding ground state, regardless its shape. Prolate configurations in our calculations are shown by black lines, oblate ones by red lines, and spherical ones by blue lines. The quasiparticle states are labeled by their K^π quantum numbers. The most important configurations are joined by dashed lines following the isotopic evolution. In addition, the ground states are labeled by their asymptotic quantum numbers $[N, n_z, \Lambda]K^\pi$.

Experimentally, we observe $J^\pi = 1/2^-$ ground states in $^{87,89,91,93,95,97}\text{Y}$, then we have $(5/2^+)$ states in the heavier isotopes $^{99,101,103,105,107}\text{Y}$, although their assignments are in these cases uncertain. The $9/2^+$ states appear as excited states in the lighter isotopes, while $3/2^-$ and $5/2^-$ excited states are also found in most isotopes, but especially in the heavier ones. The most striking feature observed is the abrupt transition at $N = 60$ ($A = 99$) from $1/2^-$ to $5/2^+$ ground states.

The theoretical interpretation of these findings can be understood from the analysis of our results in the lower figure (b). According to our calculations, Yttrium isotopes evolve from spherical shapes in $^{87-93}\text{Y}$ around $N = 50$, with the spherical $p_{1/2}$ shell in the ground state and close $g_{9/2}$ and $f_{5/2}$ as excited states, to slightly deformed oblate shapes in $^{95,97}\text{Y}$, and finally to well deformed prolate shapes in $^{99-107}\text{Y}$. In the lighter isotopes the ground states correspond to $1/2^-$ states ($p_{1/2}$), whereas the excited states correspond to the split K^π levels coming from $g_{9/2}$ and $f_{5/2}$, with $9/2^+$ states as the lowest excited states in agreement with the measured low-lying spectra. The excited $9/2^+$ states decrease in

energy as we move away from the magic neutron number $N = 50$ because of the incipient oblate deformation emerging, and they eventually become the ground state in ^{97}Y . In the case of the ^{95}Y isotope the oblate $9/2^+$ state is practically degenerate with the $1/2^-$ spherical state. In our description the nucleus ^{97}Y displays a $9/2^+$ oblate ground state with a $1/2^-$ excited state at 0.7 MeV and an incipient prolate $5/2^+$ at 0.4 MeV that will become the ground state in the heavier isotopes $^{99-107}\text{Y}$. All of these heavier prolate isotopes present oblate $9/2^+$ excited states at energies in the range 0.6 – 1.2 MeV. Thus, the experimentally observed leap of the ground-state spin-parity assignments at $N = 60$ is well accounted for by the present calculations, which is interpreted as a sudden ground state shape change.

Similarly to Fig. 1, we show in Fig. 2 the corresponding results for Niobium isotopes. Experimentally [61] we observe $J^\pi = 9/2^+$ ground states in the lighter $^{89-99}\text{Nb}$ isotopes with $1/2^-$ excited states at close energy and then we find $(5/2^+)$ ground states in the heavier isotopes $^{101-105}\text{Nb}$, although as in the case of Y isotopes, the spin-parity assignments are still uncertain in these isotopes. A characteristic jump at $N = 60$ ($A = 101$) from $9/2^+$ to $(5/2^+)$ ground states is once more found. The calculations from Gogny-D1S (b) show in the lighter isotopes a clear correspondence between the measured ground state $J^\pi = 9/2^+$ and the calculated ones. The observed excited states $1/2^-$ are also labeled in the calculations. They correspond to the excited states from the $p_{1/2}$ shell. However, at variance with experiment, our results indicate a transition in ^{99}Nb to the $7/2^+$ oblate state. This oblate configuration is kept all the way up to the heaviest isotope considered ^{109}Nb . The observed $(5/2^+)$ ground states are found in our calculations as prolate configurations at excitation energies between 0.6 and 1 MeV in $^{101,103,105}\text{Nb}$. It will be interesting to see whether the experimental ground states of $^{101,103,105}\text{Nb}$ are confirmed to be $5/2^+$ states and to measure the heavier $^{107,109}\text{Nb}$, where according to the calculations the $5/2^+$ states appear at a very high excitation energy relative to the ground state.

The disagreement between the theoretical predictions and experimental data for the spin and parity of the heavier Nb isotopes could be understood if triaxiality effects are invoked. In Fig. 3, where the proton single particle levels for ^{100}Zr are depicted as functions of the deformation parameter β [4], we observe for $\beta = -0.2$ (the position of the oblate minimum) a $K^\pi = 7/2^+$ orbital just above the Fermi level. The occupancy of this orbital produces the $7/2^+$ oblate ground state in ^{101}Nb . The $K^\pi = 5/2^+$ orbital coming from the same $g_{9/2}$ subshell and presumably responsible for the experimental spin and parity lies higher in energy. The situation is reversed in the prolate side where at $\beta = 0.35$ the $K^\pi = 5/2^+$ is below the $K^\pi = 7/2^+$ and is still above the Fermi level. The easiest way to connect the oblate and prolate sides is through the triaxial γ degree of freedom, with γ ranging from 60° (oblate side) to 0° in the prolate side. It is ob-

vious that the energy of the $K^\pi = 5/2^+$ orbital has to go below the energy of the $K^\pi = 7/2^+$ one at some γ value and it is very likely that at that point the blocking of the $K^\pi = 5/2^+$ orbital will produce the ground state minimum. This is obviously a hand-waving argument as the K quantum number is not preserved along the γ path but again, it is very likely, that both components $K^\pi = 5/2^+$ and $K^\pi = 7/2^+$ are going to be dominant in the orbital just above the Fermi level. The above argument calls for the necessity of carrying out a full triaxial calculation for the heaviest odd- Z Nb isotopes which is, for the moment, not possible as it will require an extension of our present computational codes for odd nuclei to include the role of triaxiality. Work along these lines is in progress.

In the next figures we compare the spectroscopic properties of the Gogny D1S and D1M parametrizations. In Figs. 4, 5, 6, and 7 we have separated the prolate (a) and oblate (b) states and have plotted the most relevant hole states below zero energy and the particle states above. The ground states, either oblate or prolate, are indicated with a circle. Specifically, Figs. 4 and 5 correspond to Y isotopes with Gogny-D1S and Gogny-D1M, respectively, whereas Figs. 6 and 7 correspond to Nb isotopes with Gogny-D1S and Gogny-D1M, respectively.

In Figs. 4 and 5 for Yttrium, in the prolate case (a) we have depicted the evolution of the $5/2^+(g_{9/2})$ states, which are ground states for $^{99-107}\text{Y}$. In the upper region we find the $3/2^-(f_{5/2})$, $5/2^-(f_{5/2})$, and $1/2^+(d_{5/2})$, while in the lower region we have the $3/2^+(g_{9/2})$, as it can be seen from Fig. 3 on the prolate side. Similar states are found in the prolate graphs (a) of Figs. 6 and 7 for Nb isotopes, but in this case the prolate configurations are not ground states. In the oblate case (b) we can see for Y isotopes the $9/2^+(g_{9/2})$ state, which is ground state in ^{97}Y , the $7/2^+(g_{9/2})$ as a particle state and the $1/2^-$ and $3/2^-$ from $f_{5/2}$ as hole states, as it can be seen from Fig. 3 on the oblate side. The oblate configurations in Nb isotopes show the $7/2^+(g_{9/2})$ as the ground state in all the isotopes depicted. In addition to the states shown for Y isotopes, we also show here the particle states $5/2^+$ and $3/2^+$ from $g_{9/2}$.

Very similar results are obtained from both parametrizations of the Gogny-EDF. The only difference worth mentioning is that D1M produces slightly lower excited states and then a more compact level density. This feature can be understood from its larger effective mass that makes the single particle spectrum somewhat more dense with D1M. This answers our original question about robustness of the calculations and the reliability of D1M in what concerns the spectroscopic properties of the two parametrizations.

To further illustrate the role of deformation and spin-parity assignments in the isotopic evolution, we display in Fig. 8 for Y (a) and Nb (b) isotopes, the axial quadrupole deformation β of the energy minima as a function of N with both D1S and D1M parametrizations. The deformation of the ground state for each isotope is encircled. We can see that beyond the semi-magic isotope with

$N = 50$ we start getting two minima in the prolate and oblate sectors. In the case of Y isotopes the spherical $1/2^-$ states are ground states up to $N = 54$ in agreement with experiment. For $N = 52$ and $N = 54$ one can see the appearance of an oblate $9/2^+$ and a prolate $1/2^+$ excited states, which are almost degenerate with the ground state. The next isotopes, with $N = 56$ and $N = 58$, display a slightly oblate $9/2^+$ ground state and then suddenly a transition occurs at $N = 60$ to well deformed prolate $5/2^+$ ground states, in agreement with experiment. The calculations with both D1S and D1M are coincident. On the other hand, in the case of Nb isotopes, we observe the spherical $9/2^+$ states being ground states along $N = 44 - 56$ in agreement with experiment. However, starting at $N = 56$ in the case of D1M and at $N = 58$ in the case of D1S, oblate $7/2^+$ ground states are obtained at variance with the experimental assignment ($5/2^+$) for these states, which is nevertheless still uncertain, as already mentioned above.

A qualitative understanding of the features just discussed can be obtained by looking at the single particle levels for protons in ^{100}Zr and depicted in Fig. 3 as a function of the beta deformation parameter. This $Z = 40$ even-even nucleus is in between Y and Nb regarding the number of protons and therefore its single particle properties should not differ too much (at least at a qualitative level) from the ones of Y and Nb. The insight obtained from Fig. 3 can only be qualitative owing to the self-consistent character of the EFA that somehow incorporates the polarization effects induced by the single proton in the even-even core.

B. Charge radii and two-neutron separation energies

In Figs. 9, 10, 11, and 12, we show the results for the charge radii differences (a) defined as $\delta\langle r_c^2 \rangle^{50,N} = \langle r_c^2 \rangle^N - \langle r_c^2 \rangle^{50}$, calculated with the same corrections as in Ref. [14], and for the two-neutron separation energies S_{2n} (b). Figures 9 and 10 show the results for Yttrium isotopes calculated with Gogny-D1S and Gogny-D1M, respectively. Figures 11 and 12 are the corresponding ones for Niobium isotopes. Our results are compared with isotope shifts from laser spectroscopy experiments [30, 33, 36] in the case of $\delta\langle r_c^2 \rangle$ and with mass measurements from Refs. [31, 62] in the case of S_{2n} . We plot the results corresponding to the spherical, oblate, and prolate shapes at the minima of the PECs. Results corresponding to the ground states are encircled in each isotope.

The first thing to notice is the remarkable similarity between the results obtained with Gogny-D1S and Gogny-D1M. The only visible difference between D1S and D1M is a somewhat better agreement with the experimental S_{2n} values in the case of D1M, as it can be expected from its improved fitting protocol, focusing in a more accurate reproduction of the nuclear masses

For Y isotopes, the measured nuclear charge radii dif-

ferences depicted in (a) exhibit a sizable jump at $N = 60$ where the radius suddenly increases. This observation is well accounted for in our calculations, where the encircled ground states show that a jump of the same magnitude occurs between $N = 58$ and $N = 60$. As we can see, the origin of the jump is related to the shape transition from slightly oblate shapes to well deformed prolate configurations beyond $N = 60$. The charge radius demonstrates once more to be a nuclear property very sensitive to those shape variations. It is also worth mentioning that the sudden change of the radius is perfectly correlated with the change in the spin-parity of the ground states studied above.

In the case of Nb isotopes, shown in Figs. 11 and 12, the data are still scarce [33], but nevertheless a jump between $N = 58$ and $N = 60$ is also experimentally observed, although not as sharp as in the previous case. This is also associated with the transition from $9/2^+$ to $(5/2^+)$ observed in these isotopes between $N = 58$ and $N = 60$. As we have mentioned, the calculations produce only a gradual transition from spherical to oblate shapes, but the prolate shapes associated to the $5/2^+$ states never become ground states. In order to follow the experimental trend we will need a transition at $N = 60$ to get our calculations to the data points, which are explained in any case by the prolate shapes. We faced in the past [14] similar problems in the case of Mo ($Z = 42$) isotopes, which are the neighbors of Nb ($Z = 41$). In that case it was demonstrated that, for even-even Mo isotopes, the incipient emergence of triaxiality was at the origin of the experimentally observed radius evolution. The quadrupole deformations of the triaxial minima were in Mo isotopes very close to the prolate ones and therefore, their effect on the radii were also similar to the prolate case. Similar type of arguments could be use here for Nb isotopes and one would expect the triaxial degrees of freedom to be more involved, but our present technical capability prevents us to carry out triaxial calculations for odd- A nuclei.

The results for S_{2n} agree in general with the measurements, but we get systematically a shell effect at $N = 50$ stronger than experiment. This is a well known feature of any mean field approach [43], which is cured once beyond mean-field configuration mixing calculations, in the spirit of the Generator Coordinate Method (GCM), are implemented in the formalism. In any case, it would be very helpful to extend and improve mass measurements, reducing the still large uncertainties in neutron-rich isotopes. Most of the reported measurements in this exotic mass region are based on β -endpoint measurements, which are not completely reliable because they lead to very strong binding [31].

IV. CHARGE RADII SYSTEMATICS IN THE KR-MO REGION

In this section we discuss the isotopic evolution of the charge radii in the whole region from Kr ($Z = 36$) up to Mo ($Z = 42$). These isotope shifts have been found to be very sensitive probes of nuclear shape transitions and it is worth studying globally the whole Kr-Mo region discussing the similarities and differences among the various isotopic chains.

In Fig. 13 we have compiled the measured isotope shifts $\delta\langle r_c^2 \rangle$ for Mo [32], Nb [33], Zr [26], Y [30, 36], Sr [22], Rb [21], and Kr [23] isotopes. These data are shown with solid symbols and connected with continuous lines. In addition, we can also find our results from Gogny-D1S-HFB calculations, which are shown with open symbols connected with dashed lines. Very similar results are provided by the Gogny-D1M EDF. As we can see in Fig. 13, this mass region is characterized by a jump of the mean square charge radii at around $N = 60$, which reflects the sudden increase of deformation or shape transition that occurs for these isotones. The increase in the charge radii is maximum for Y isotopes in the middle region and it corresponds to a change from oblate to prolate shapes at $N = 60$, as it was shown in the previous section. Around Y nuclei, we find that Zr and Sr isotopes also show this big effect that was studied in Refs. [14, 15] and interpreted as an oblate-prolate transition as well. The same is also true for Rb isotopes, as discussed in Ref. [16]. The behavior of Mo isotopes was studied in Refs. [14, 15], where it was shown that the suppression of the jump has its origin in the onset of triaxiality that smooths the evolution of the radii. The case of Nb isotopes studied in this paper shows strong similarities with the case of Mo isotopes and triaxiality is likely again the reason for the discrepancies.

Finally, we also include results for Kr isotopes, measured in Ref. [23]. The isotope shifts for Kr isotopes do not show any abrupt change, but increase smoothly with the neutron number N . To understand this behavior in Kr nuclei, at variance with the abrupt change observed in the heavier neighboring isotopic chains, we have studied the evolution of the corresponding Potential Energy Surfaces (PESs) (i.e., $Q - \gamma$ energy contour plots) in even-even Kr isotopes with the help of constrained HFB calculations along the lines discussed in Refs. [6, 7]. We find that the lighter Kr isotopes present very shallow PESs centered at the spherical shapes. Heavier Kr nuclei become gradually oblate in their ground states with prolate configurations at higher energies. Therefore, the oblate configurations are stabilized in Kr isotopes and we do not find any transition to prolate shapes. The result is a smooth variation of the ground-state structure and, as a consequence, of the isotope shifts. To illustrate this point we show in Fig. 14 the triaxial landscapes for even-even Kr isotopes in the vicinity of $N = 60$. We can see that the ground state in ^{92}Kr (a) is oblate with a very soft variation in Q and especially in the γ direction. The nucleus ^{94}Kr (b)

develops an oblate ground state, which is again γ -soft. A prolate saddle point is also apparent. The heavier isotopes ^{96}Kr ($N = 60$) (c) and ^{98}Kr ($N = 62$) (d) develop two well defined oblate and prolate minima, separated by energy barriers in the Q and γ degrees of freedom. The ground state corresponds always to the oblate shapes, while the prolate shapes appear about 1 MeV higher in energy.

In general, our theoretical calculations describe successfully this phenomenology. The smooth behavior observed in Kr isotopes is a consequence of the stabilization of the oblate shapes along the isotopic chain. The sudden increase of the charge radii at $N = 60$ observed in Rb, Sr, Y, and Zr isotopes is explained by the oblate-to-prolate shape transition. Finally, the tendency to a smooth behavior observed again in Nb and Mo isotopes is explained by the onset of a region of triaxiality.

V. CONCLUSIONS

In this work we have studied the shape evolution in odd- A Yttrium and Niobium isotopes from microscopic selfconsistent Gogny-EDF HFB-EFA calculations. We have also analyzed the isotopic evolution of the one-quasiproton configurations, comparing the predictions of the parametrizations D1S and D1M of the Gogny-EDF and demonstrating the robustness of our calculations.

Two-neutron separation energies, charge radii, and the spin-parity of the ground states have been analyzed in a search for signatures of shape transitions. We have found that the charge radii and the spin-parity of the ground states are very sensitive to shape changes in these isotopes. In addition, the signatures found are all consistent to each other. We have also shown that the quality of the spectroscopic results obtained with the recent incarnation D1M of the Gogny-EDF is comparable to the one obtained with the standard parametrization D1S. We conclude that both D1M and D1S parametrizations reproduce, at least qualitatively, the main features observed in the isotopic trends of the considered neutron-rich isotopes.

The observed spin-parity of the ground states exhibits a sudden change between $N = 58$ and $N = 60$ isotopes in both isotopic chains. This is a clear signature of a nuclear structure transition, which is correlated to the observation of a similar change in the charge radii. According to our calculations this structural change is explained by a shape transition taking place at this neutron number. The relevant feature to stress is that the jump in both spin-parity and charge radius is a signature of a shape transition, where the systematics is suddenly broken to a new situation. In the case of Y isotopes, the experimental spin-parities are well reproduced, except in the case of $N = 58$, where the calculation predicts a transition going across an oblate configuration, apparently not seen experimentally. In the case of Nb isotopes, the predicted transition is to oblate states, while the experimen-

tal spin-parities of heavier isotopes do not support these results. Since this is a region of an emergent triaxiality, as it has been shown in neighboring even-even nuclei, this is a plausible explanation of the discrepancy. Finally, one should also take present that the experimental spin-parity assignments in the heavier isotopes of both chains are either uncertain or taken from systematics, and therefore, subject to revision.

We have performed a systematic study of the behavior of the charge radii in the region of neutron-rich isotopes from Kr ($Z = 36$) up to Mo ($Z = 42$) to stress the manifest enhanced sensitivity of these observables to shape transitions. Comparison with the available data from laser spectroscopy demonstrates the quality and robustness of the Gogny-HFB description that is able to reproduce the main features of this behavior and offers an intuitive interpretation in terms of sharp or soft shape transitions, as well as triaxiality.

The experimental information available in neutron-rich Y and Nb isotopes, and in general in this mass region, is still incomplete. It would be desirable to extend the experimental programs for masses, charge radii, and spectroscopic measurements to these exotic regions at existing facilities like the tandem Penning trap mass spectrometer ISOLTRAP [12] at the On-Line Isotope Mass Separator (ISOLDE) facility at CERN and the Ion Guide Isotope Separator On-Line (IGISOL) facility [11] at the University of Jyväskylä, or at future ones like the precision measurements of very short-lived nuclei using an advanced trapping system for highly-charged ions (MATS) and laser spectroscopy (LaSpec) [10] at the Facility for Antiproton and Ion Research (FAIR), where we can learn much about structural evolution in nuclear systems.

Although the present theoretical approach explains reasonably well the basic features observed in the data, theoretical efforts should be still pushed forward by improving the formalism by including triaxial degrees of freedom in odd- A isotopes, in particular in those regions where this can be an issue, or by dealing with the odd systems with exact blocking treatments. The quality of our mean field description could be also improved from configuration mixing calculations in the spirit of the GCM with the quadrupole moment as collective coordinate. It is already known [43] that such a configuration mixing reduces the jump in the predicted S_{2n} , as compared to pure mean-field predictions, when crossing shell closures, thus improving the agreement with experiment. This could be particularly relevant for the light isotopes considered in the present study, where the spherical minima are rather shallow. For heavier isotopes, the two minima, oblate and prolate, are separated by spherical barriers of about 3 MeV and appear typically about 1 MeV apart. The effect here is not expected to be significant because a single shape would be enough to account for the properties studied.

Acknowledgments

This work was supported by MICINN (Spain) under research grants FIS2008-01301, FPA2009-08958, and

FIS2009-07277, as well as by Consolider-Ingenio 2010 Programs CPAN CSD2007-00042 and MULTIDARK CSD2009-00064. Author R.R acknowledges valuable sug-

gestions from Prof. J. Äystö, I. Moore, and the experimental teams of the University of Jyväskylä (Finland).

-
- [1] J. L. Wood, K. Heyde, W. Nazarewicz, M. Huyse, and P. Van Duppen, *Phys. Rep.* **215**, 101 (1992).
- [2] M. Bender, P.-H. Heenen, and P.-H. Reinhard, *Rev. Mod. Phys.* **75**, 121 (2003).
- [3] R. Rodríguez-Guzmán and P. Sarriguren, *Phys. Rev. C* **76**, 064303 (2007).
- [4] P. Sarriguren, R. Rodríguez-Guzmán and L.M. Robledo, *Phys. Rev. C* **77**, 064322 (2008).
- [5] L.M. Robledo, R. Rodríguez-Guzmán and P. Sarriguren, *Phys. Rev. C* **78**, 034314 (2008).
- [6] L.M. Robledo, R. Rodríguez-Guzmán, and P. Sarriguren, *J. Phys. G: Nucl. Part. Phys.* **36**, 115104 (2009).
- [7] R. Rodríguez-Guzmán, P. Sarriguren, L.M. Robledo and J.E. García-Ramos, *Phys. Rev. C* **81**, 024310 (2010).
- [8] B. Cheal and K. T. Flanagan, *J. Phys. G: Nucl. Part. Phys.* **37**, 113101 (2010).
- [9] D. Lunney, J. M. Pearson, and C. Thibault, *Rev. Mod. Phys.* **75**, 1021 (2003).
- [10] D. Rodríguez *et al.*, *Eur. Phys. J. Special Topics* **183**, 1 (2010).
- [11] A. Jokinen *et al.*, *Int. J. Mass Spectrom.* **251**, 204 (2006).
- [12] M. Mukherjee *et al.*, *Eur. Phys. J.* **35**, 1 (2008).
- [13] F.C. Charlwood *et al.*, *Hyperfine Interact.* **196**, 143 (2010)
- [14] R. Rodríguez-Guzmán, P. Sarriguren, L.M. Robledo and S. Perez-Martin, *Phys. Lett.* **B691**, 202 (2010).
- [15] R. Rodríguez-Guzmán, P. Sarriguren, and L.M. Robledo, *Phys. Rev. C* **82**, 044318 (2010).
- [16] R. Rodríguez-Guzmán, P. Sarriguren, and L.M. Robledo, *Phys. Rev. C* **82**, 061302(R) (2010).
- [17] P. Sarriguren, and J. Pereira, *Phys. Rev. C* **81**, 064314 (2010).
- [18] A. Aprahamian, K. Langanke, and M. Wiescher, *Prog. Part. Nucl. Phys.* **54**, 535 (2005).
- [19] S. Goriely, N. Chamel, and J. M. Pearson, *Phys. Rev. Lett.* **102**, 152503 (2009).
- [20] J. J. Cowan, F.-K. Thielemann, and J. W. Truran, *Phys. Rep.* **208**, 267 (1991).
- [21] C. Thibault *et al.*, *Phys. Rev. C* **23**, 2720 (1981).
- [22] F. Buchinger, *et al.*, *Phys. Rev. C* **41**, 2883 (1990); *C* **42**, 2754 (1990).
- [23] M. Keim *et al.*, *Nucl. Phys.* **A 586**, 219 (1995).
- [24] W. Urban, *et al.*, *Nucl. Phys.* **A689**, 605 (2001).
- [25] G. Lhersonneau, B. Pfeiffer, H. Gabelmann, and K.-L. Kratz, *Phys. Rev. C* **63**, 054302 (2001).
- [26] P. Campbell, *et al.*, *Phys. Rev. Lett.* **89**, 082501 (2002).
- [27] U. Hager *et al.*, *Phys. Rev. Lett.* **96**, 042504 (2006).
- [28] D. Bucurescu *et al.*, *Phys. Rev. C* **76**, 064301 (2007).
- [29] S. Rahaman *et al.*, *Eur. Phys. J. A* **32**, 87 (2007).
- [30] B. Cheal *et al.*, *Phys. Lett.* **B 645**, 133 (2007).
- [31] U. Hager *et al.*, *Nucl. Phys. A* **793**, 20 (2007).
- [32] F.C. Charlwood *et al.*, *Phys. Rev. Lett.* **B674**, 23 (2009).
- [33] B. Cheal *et al.*, *Phys. Rev. Lett.* **102**, 222501 (2009).
- [34] J. K. Hwang *et al.*, *Phys. Rev. C* **80**, 037304 (2009).
- [35] G. S. Simpson *et al.*, *Phys. Rev. C* **82**, 024302 (2010).
- [36] K. Baczynska *et al.*, *J. Phys. G: Nucl. Part. Phys.* **37**, 115103 (2010).
- [37] J. Skalski, S. Mizutori, and W. Nazarewicz, *Nucl. Phys.* **A617**, 281 (1997).
- [38] F. R. Xu, P. M. Walker, and R. Wyss, *Phys. Rev. C* **65**, 021303(R) (2002).
- [39] P. Möller, J. R. Nix, W. D. Myers, and W. J. Swiatecki, *At. Data Nucl. Data Tables* **59**, 185 (1995).
- [40] P. Möller *et al.*, *At. Data Nucl. Data Tables* **94**, 758 (2008).
- [41] G. A. Lalazissis, S. Raman, and P. Ring, *At. Data Nucl. Data Tables* **71**, 1 (1999).
- [42] M. Bender, G. F. Bertsch, and P.-H. Heenen, *Phys. Rev. C* **73**, 034322 (2006)
- [43] M. Bender, G. F. Bertsch, and P.-H. Heenen, *Phys. Rev. C* **78**, 054312 (2008).
- [44] S. Hilaire and M. Girod, *Eur. Phys. J. A* **33**, 33 (2007).
- [45] J.-P. Delaroche, M. Girod, J. Libert, H. Goutte, S. Hilaire, S. Péru, N. Pillet and G.F. Bertsch, *Phys. Rev. C* **81**, 014303 (2010).
- [46] J. Dechargé and D. Gogny, *Phys. Rev. C* **21**, 1568 (1980).
- [47] T. Duguet, P. Bonche, P.-H. Heenen, and J. Meyer, *Phys. Rev. C* **65**, 014310 (2001).
- [48] L. Bonneau, P. Quentin, and P. Möller, *Phys. Rev. C* **76**, 024320 (2007).
- [49] S. Perez-Martin and L.M. Robledo, *Phys. Rev. C* **78**, 014304 (2008).
- [50] N. Schunck *et al.*, *Phys. Rev. C* **81**, 024316 (2010).
- [51] K. J. Pototzky *et al.*, *Eur. Phys. J. A* **46**, 299 (2010).
- [52] J. F. Berger, M. Girod, and D. Gogny, *Nucl. Phys.* **A428**, 23c (1984).
- [53] J. L. Egido, L. M. Robledo, and R.R. Rodríguez-Guzmán, *Phys. Rev. Lett.* **93**, 082502 (2004).
- [54] G. F. Bertsch, M. Girod, S. Hilaire, J.-P. Delaroche, H. Goutte, and S. Péru, *Phys. Rev. Lett.* **99**, 032502 (2007).
- [55] S. Péru, J. F. Berger, and P. F. Bortignon, *Eur. Phys. J. A* **26**, 25 (2005).
- [56] S. Goriely, S. Hilaire, M. Girod and S. Péru, *Phys. Rev. Lett.* **102**, 242501 (2009).
- [57] J. L. Egido, J. Lessing, V. Martin, and L.M. Robledo, *Nucl. Phys.* **A594**, 70 (1995).
- [58] P. Ring, and P. Schuck, *The Nuclear Many-Body Problem* (Springer, Berlin-Heidelberg-New York) (1980).
- [59] H.J.Mang, *Phys. Rep.* **18**, 325 (1975).
- [60] www-phynu.cea.fr/science_en_ligne/carte_potentiels_microscopiques/carte_potentiel_nucleaire_eng.htm
- [61] Evaluated Nuclear Structure Data Files (ENSDF): www.nndc.bnl.gov/ensdf
- [62] G. Audi, A. H. Wapstra, and C. Thibault, *Nucl. Phys.* **A729**, 337 (2003).

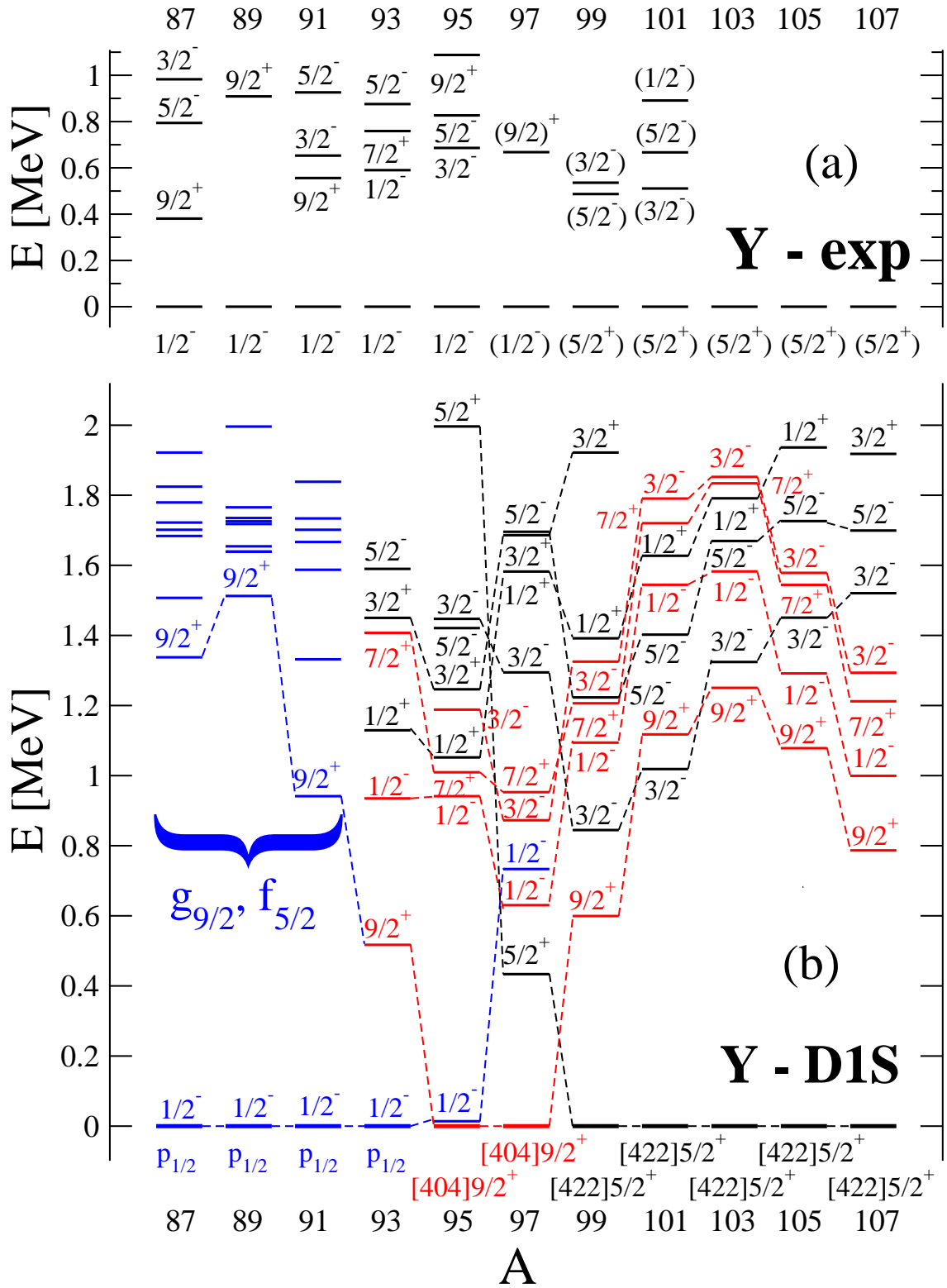


FIG. 1: (Color online) Experimental (a) excitation energies and spin-parity assignments of the non-collective states are compared with HFB-EFA results (b) for the one-quasiproton states in odd- A Yttrium isotopes. Prolate configurations are shown by black lines, oblate ones by red lines, and spherical ones by blue lines.

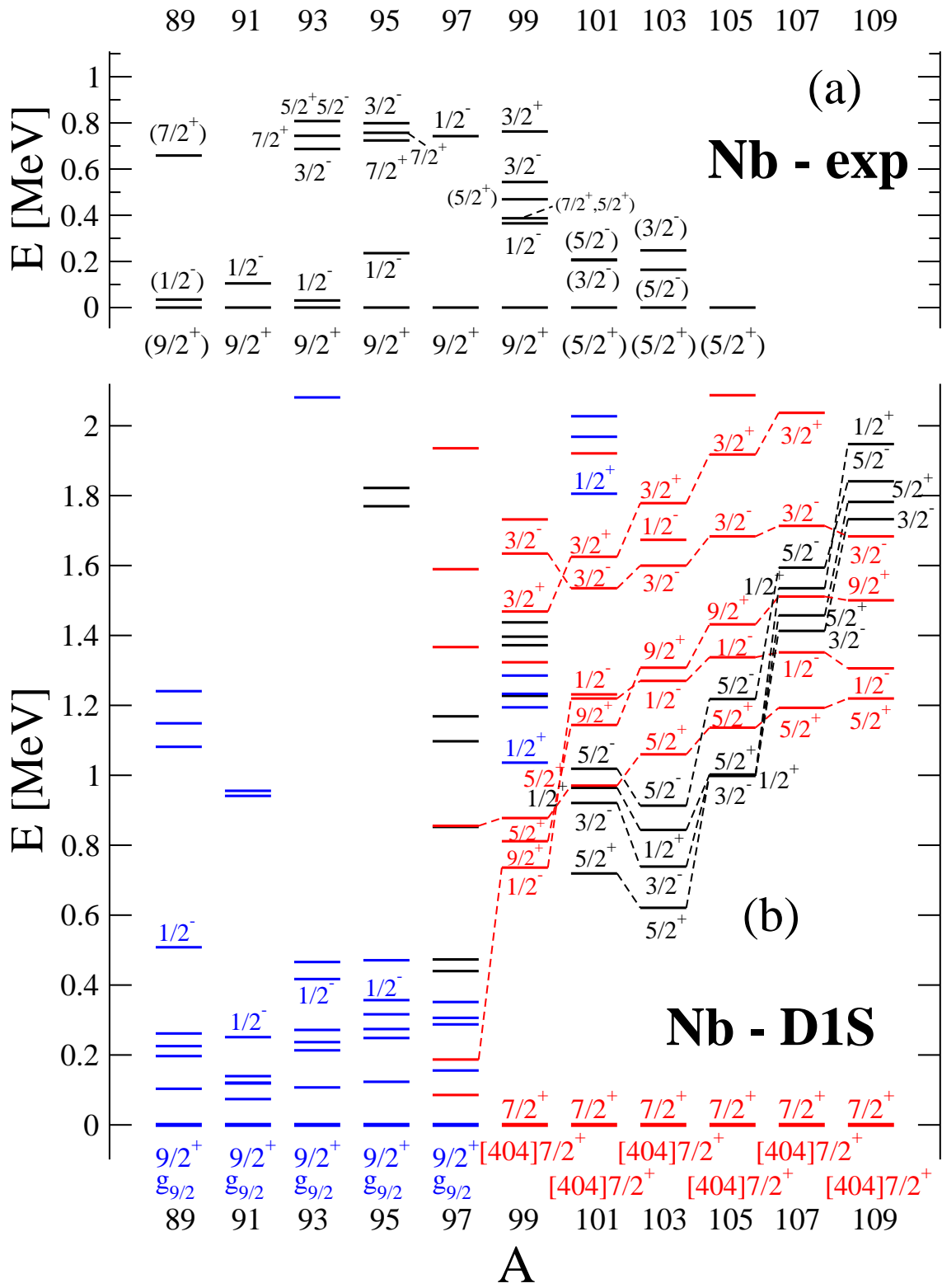


FIG. 2: (Color online) Same as in Fig. 1, but for Niobium isotopes.

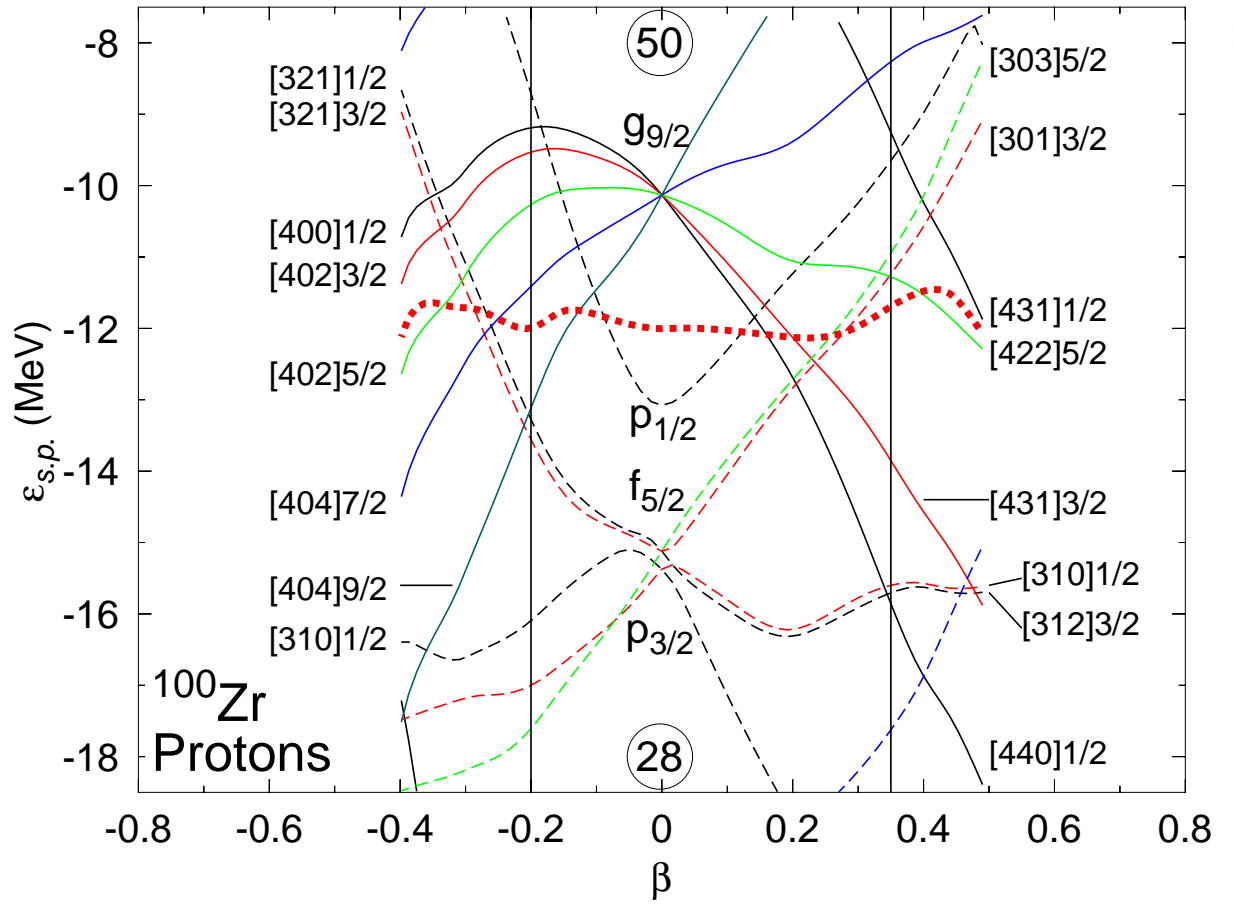


FIG. 3: (Color online) Proton single particle energies for ^{100}Zr as a function of the quadrupole deformation parameter β . The Fermi level is plotted by a thick dotted line. The results correspond to the Gogny-D1S EDF. Solid lines correspond to levels with positive parity, whereas dashed lines correspond to negative parity states. Asymptotic Nilsson quantum numbers $[N, n_z, \Lambda]K^\pi$ are also shown at the vertical lines where the minima of the potential energy curves are located.

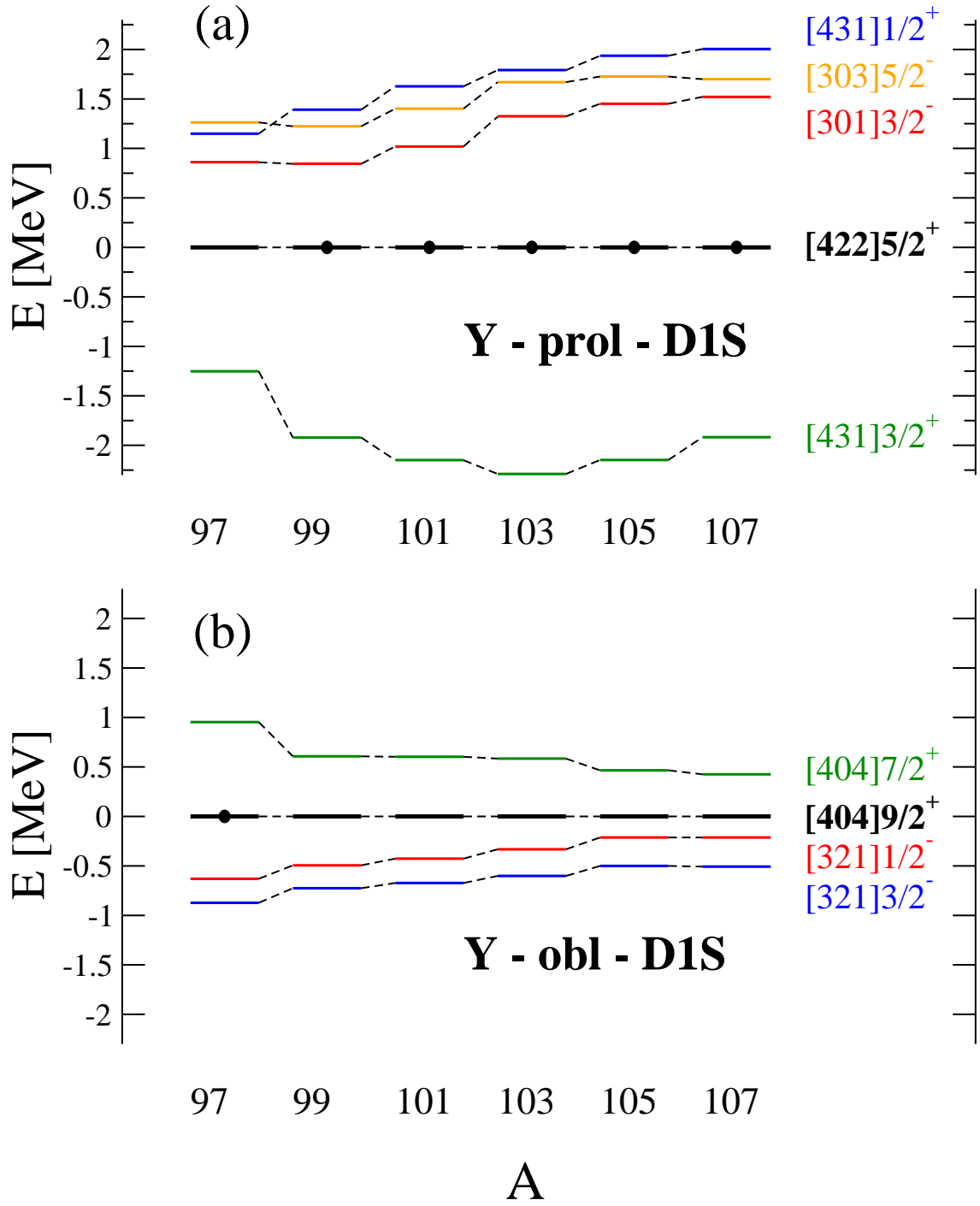


FIG. 4: (Color online) Gogny-D1S excitation energies of single-quasiproton prolate (a) and oblate (b) states in Yttrium isotopes. Hole states are plotted below zero energy and particle states are plotted above. The absolute ground states are indicated with a circle.

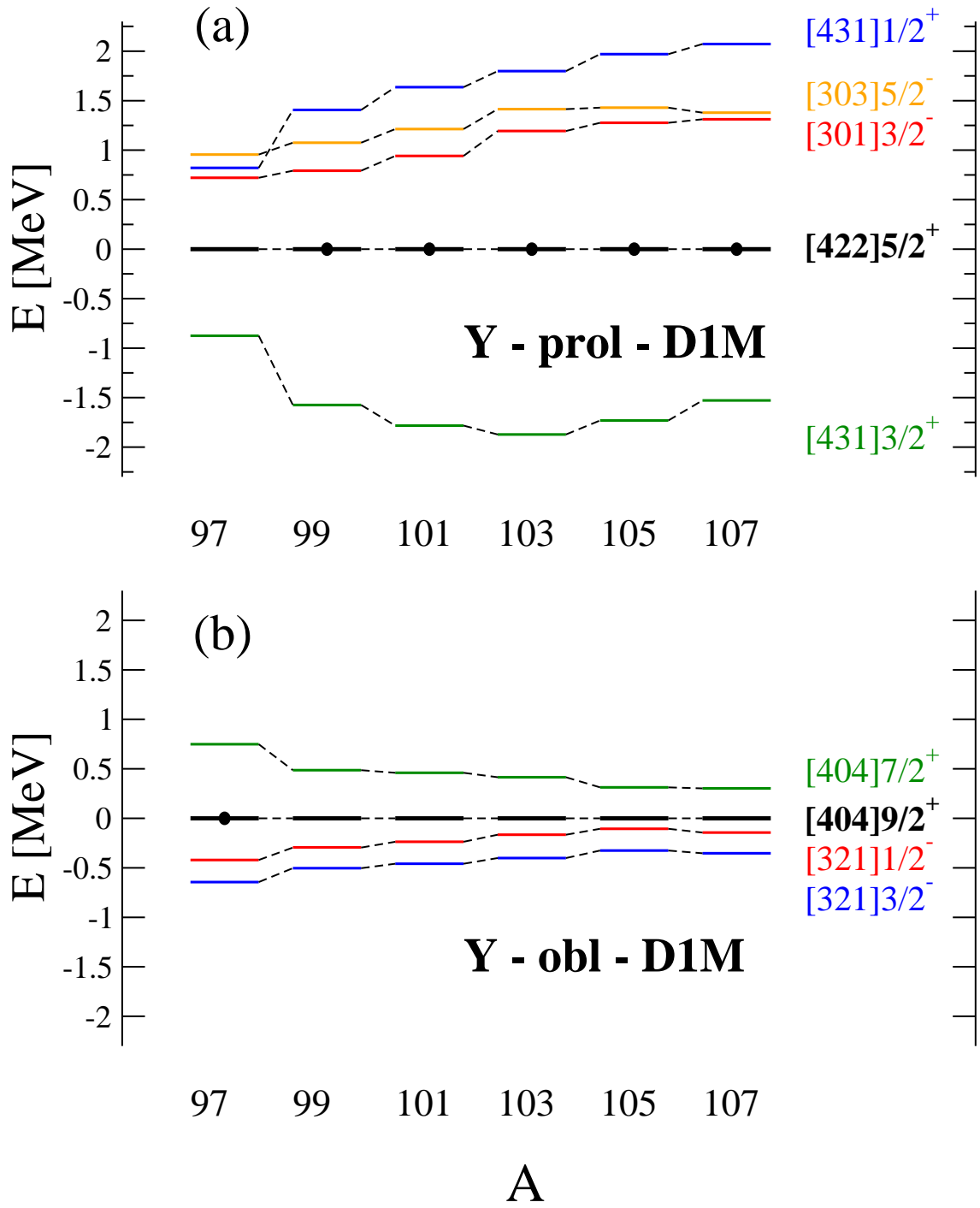


FIG. 5: (Color online) Same as in Fig. 4, but for Gogny-D1M.

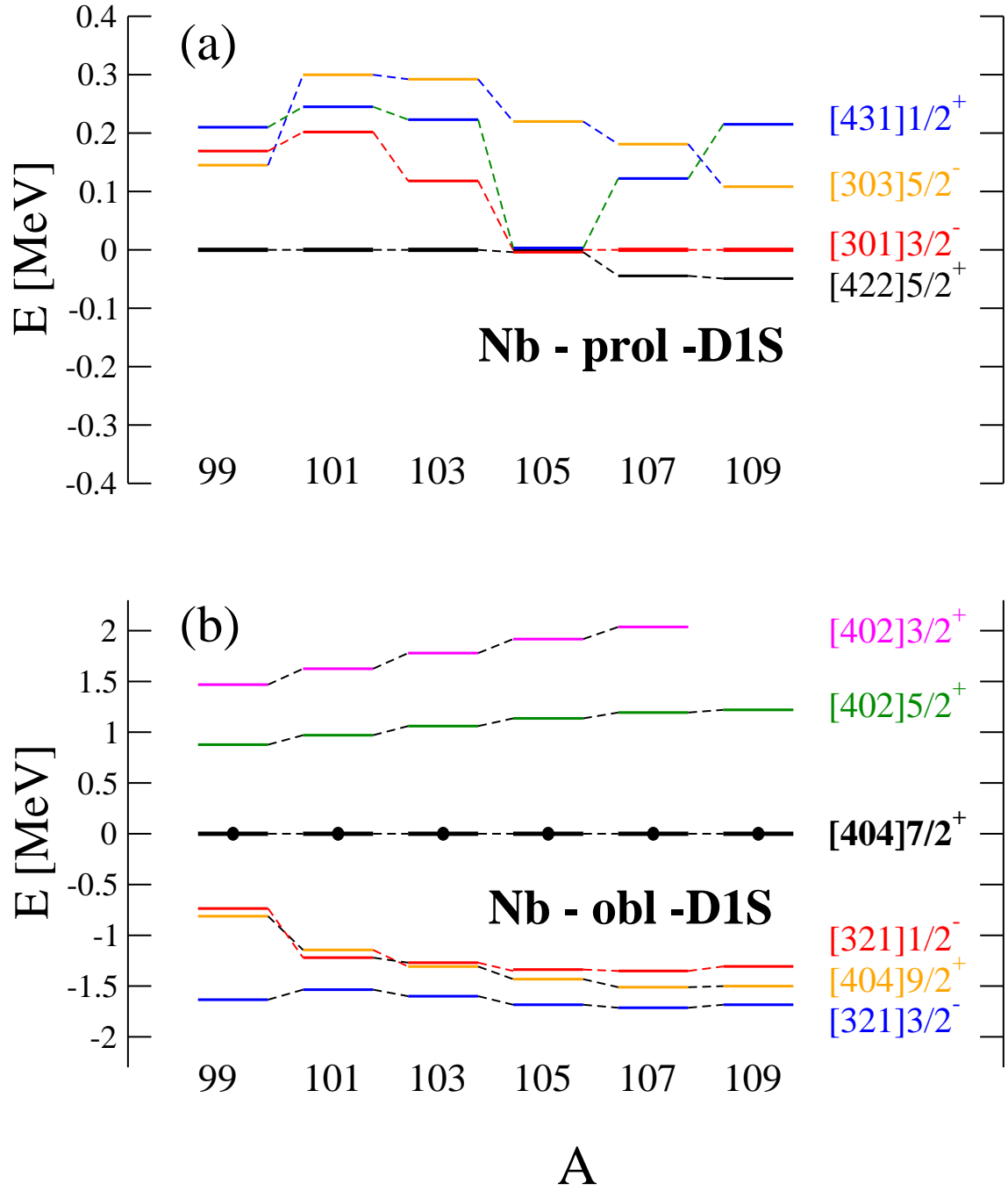


FIG. 6: (Color online) Same as in Fig. 4, but for Niobium isotopes.

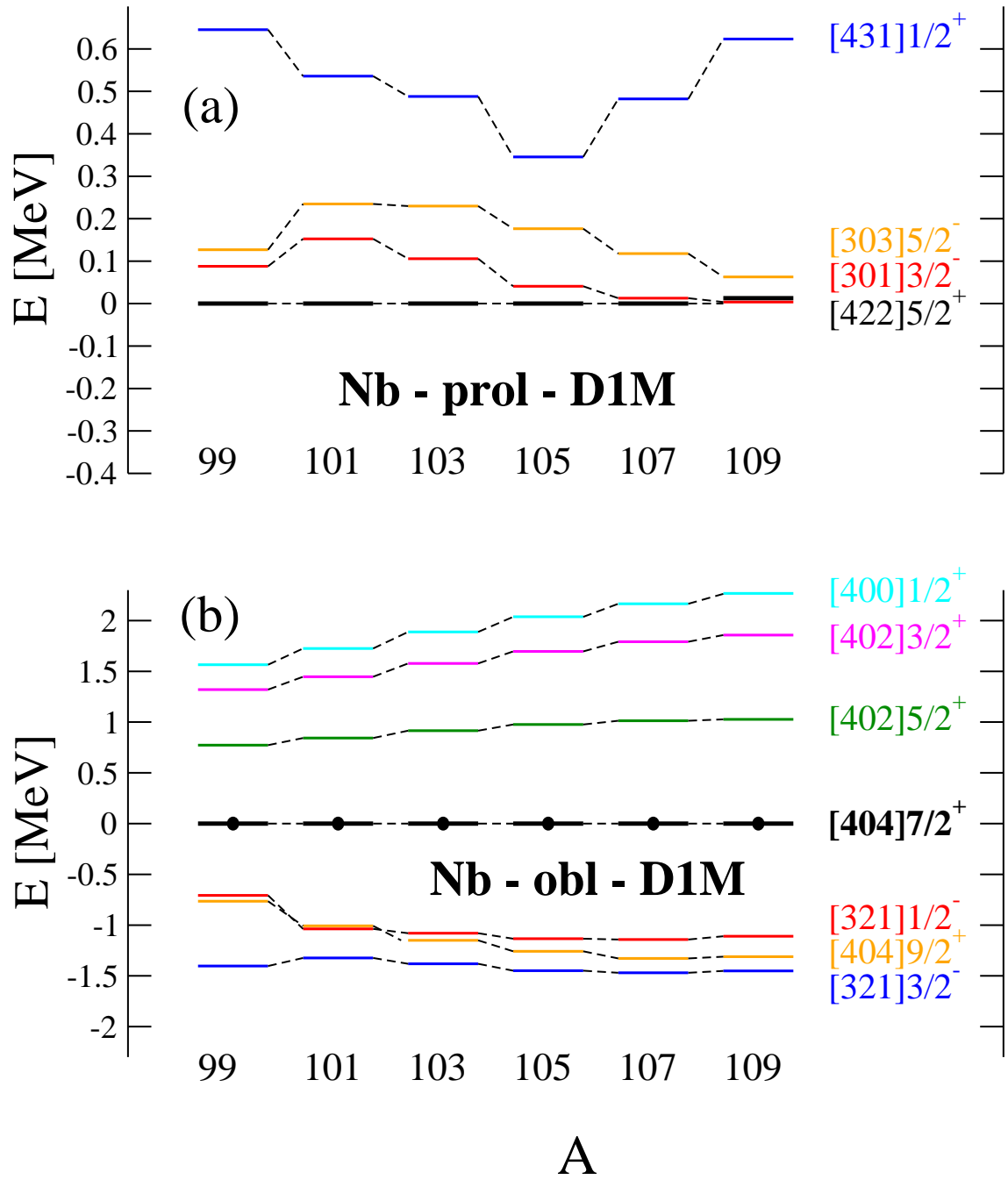


FIG. 7: (Color online) Same as in Fig. 5, but for Niobium isotopes.

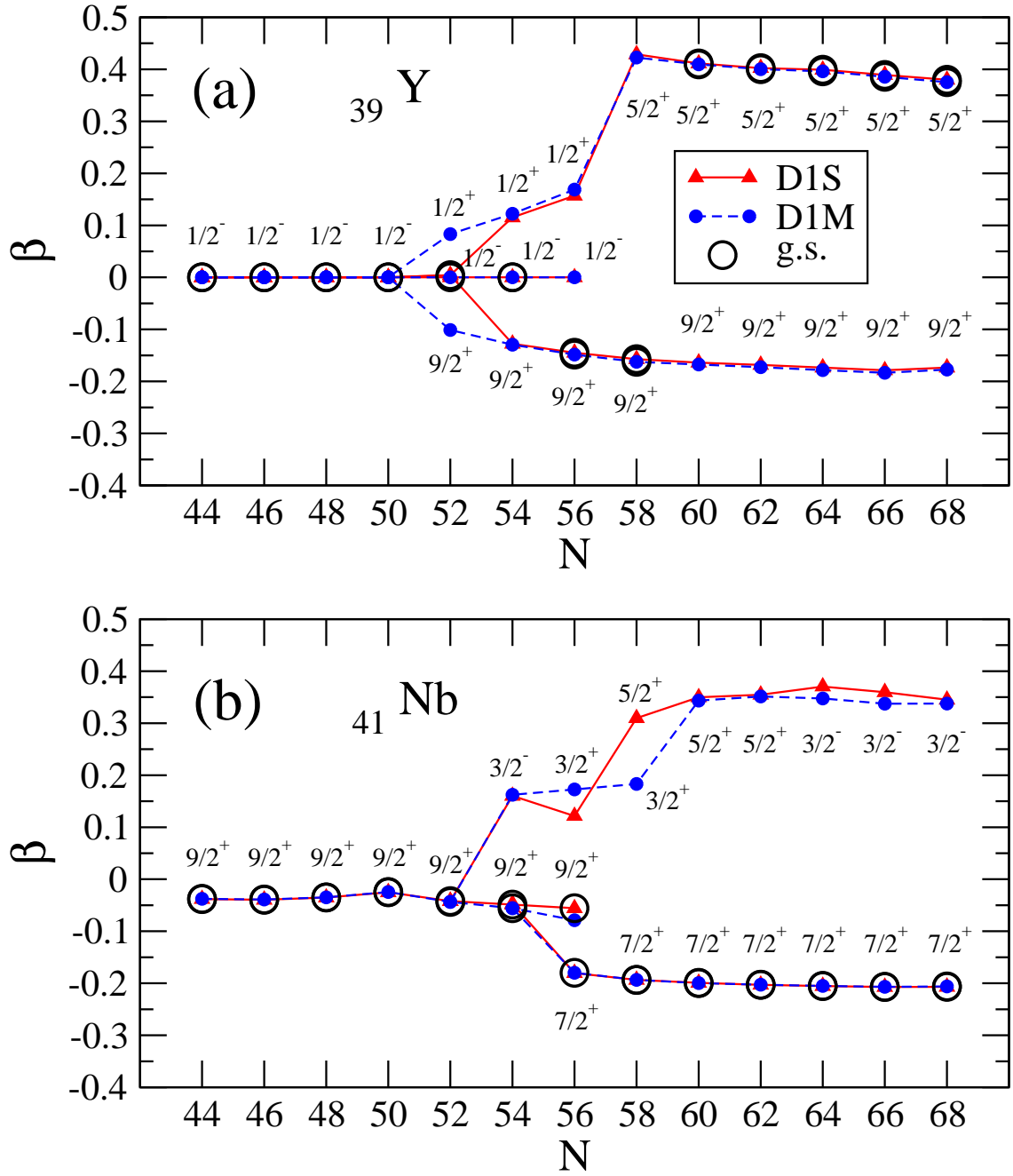


FIG. 8: (Color online) Isotopic evolution of the quadrupole deformation parameter β of the energy minima obtained from Gogny D1S and D1M calculations for Yttrium (a) and Niobium (b) isotopes.

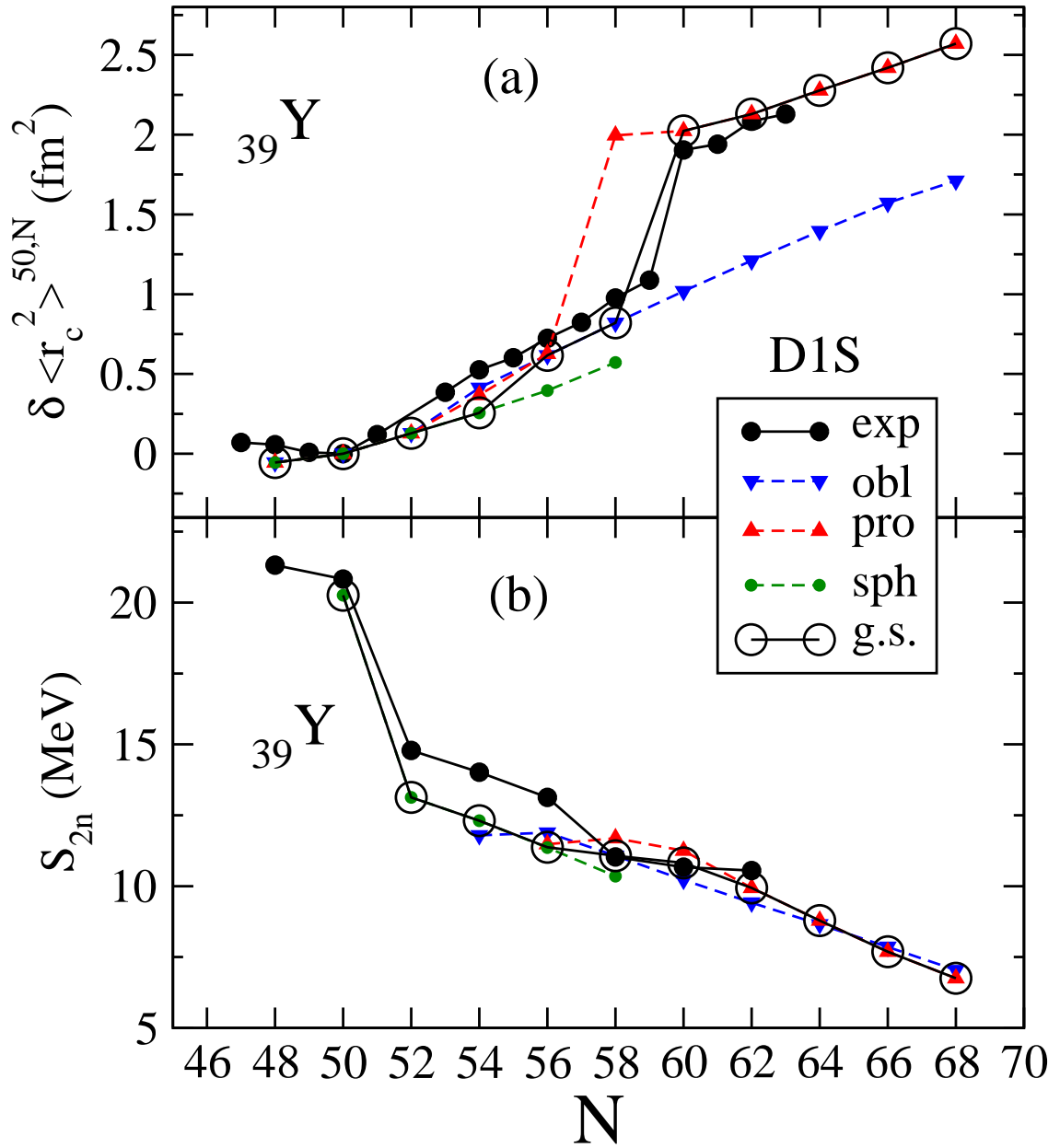


FIG. 9: (Color online) Gogny-D1S HFB results for $\delta \langle r_c^2 \rangle$ (a) and S_{2n} (b) in odd- A Yttrium isotopes compared to experimental data from Ref. [31, 62] for masses and from Ref. [30, 36] for radii. Results for prolate, oblate, and spherical minima are displayed with different symbols (see legend). Open circles correspond to ground-state results.

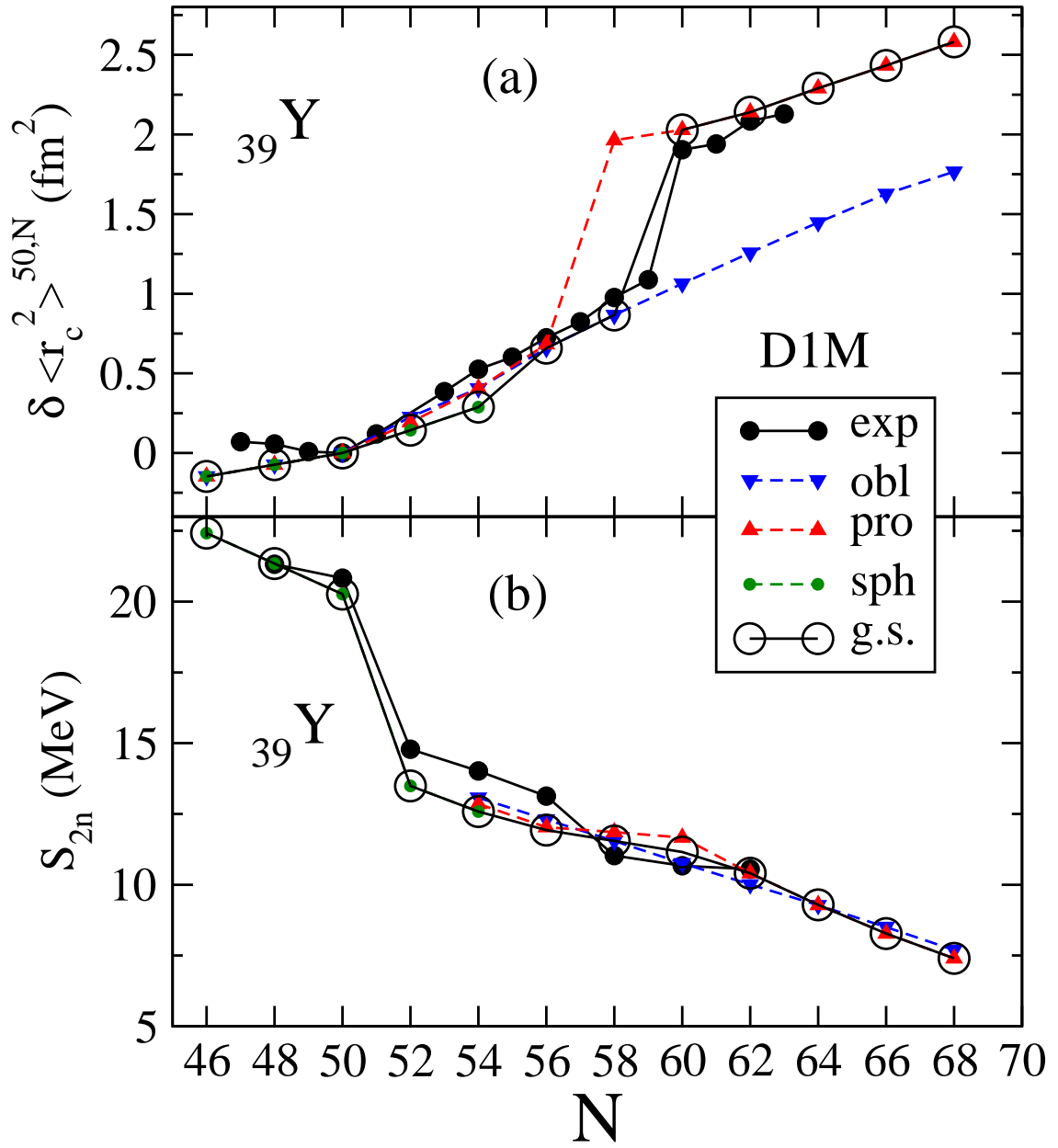


FIG. 10: (Color online) Same as in Fig. 9, but for Gogny-D1M.

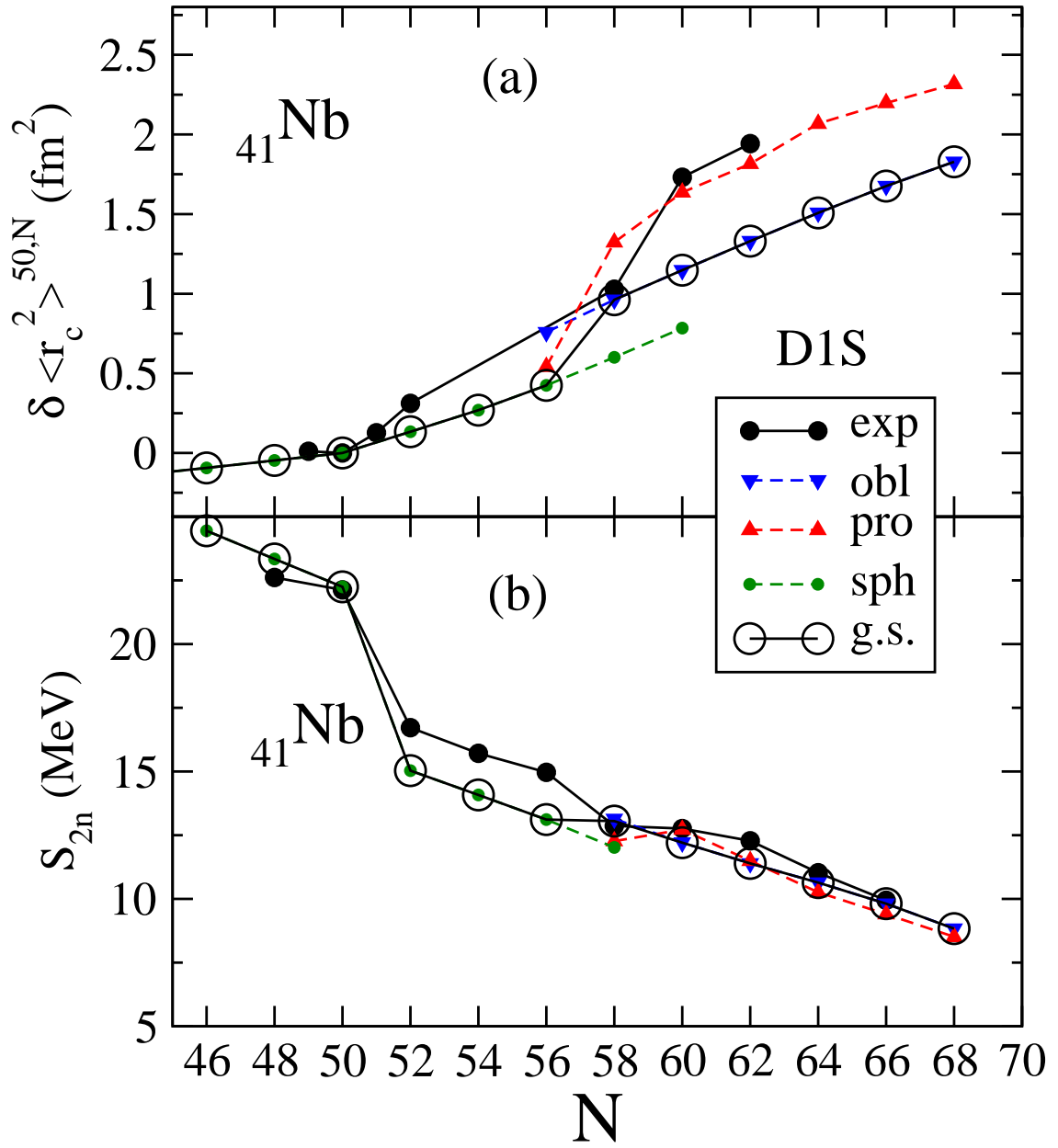


FIG. 11: (Color online) Same as in Fig. 9, but for Niobium isotopes. Experimental data for radii are from Ref. [33]

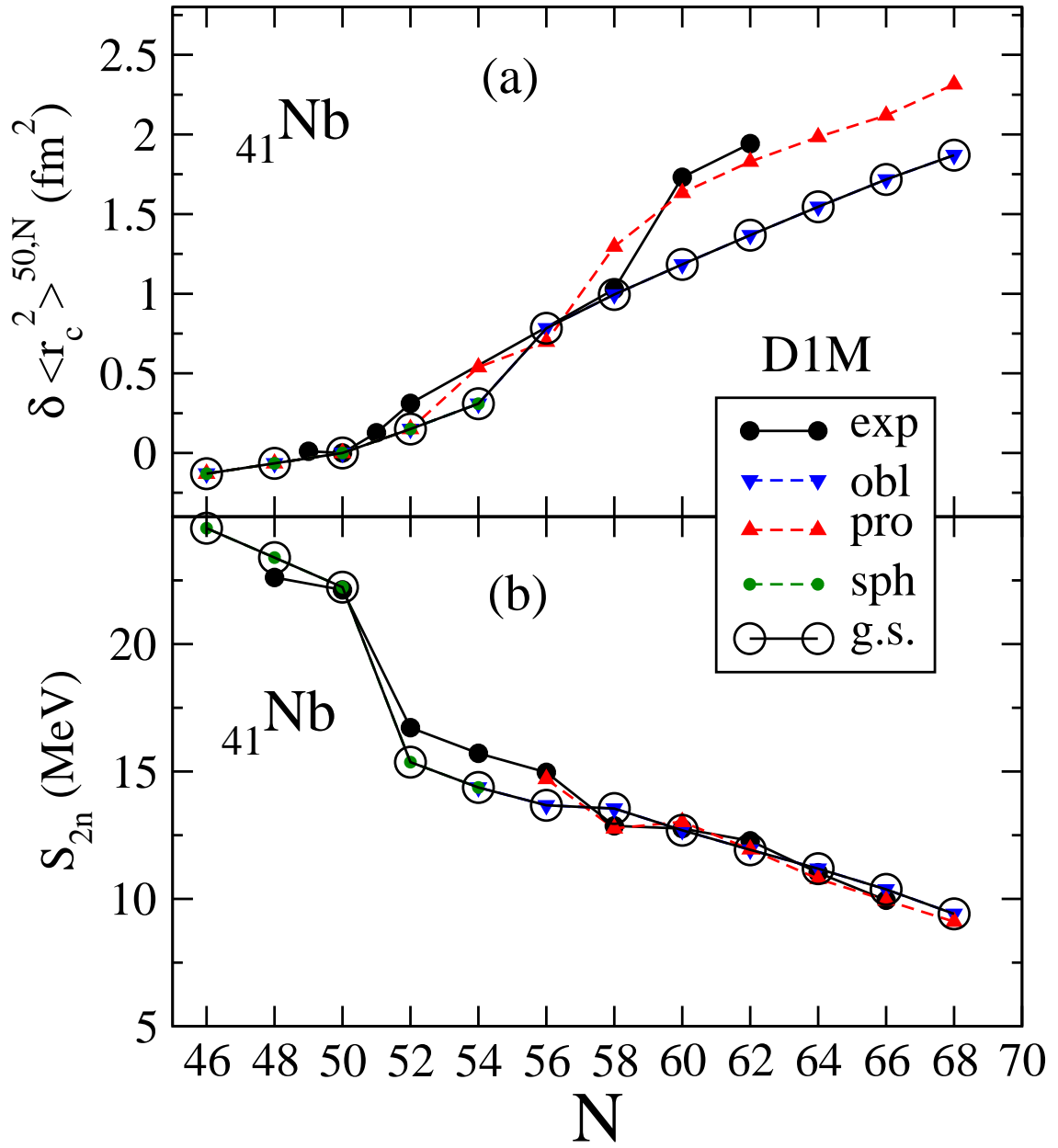


FIG. 12: (Color online) Same as in Fig. 9, but for Niobium isotopes and Gogny-D1M.

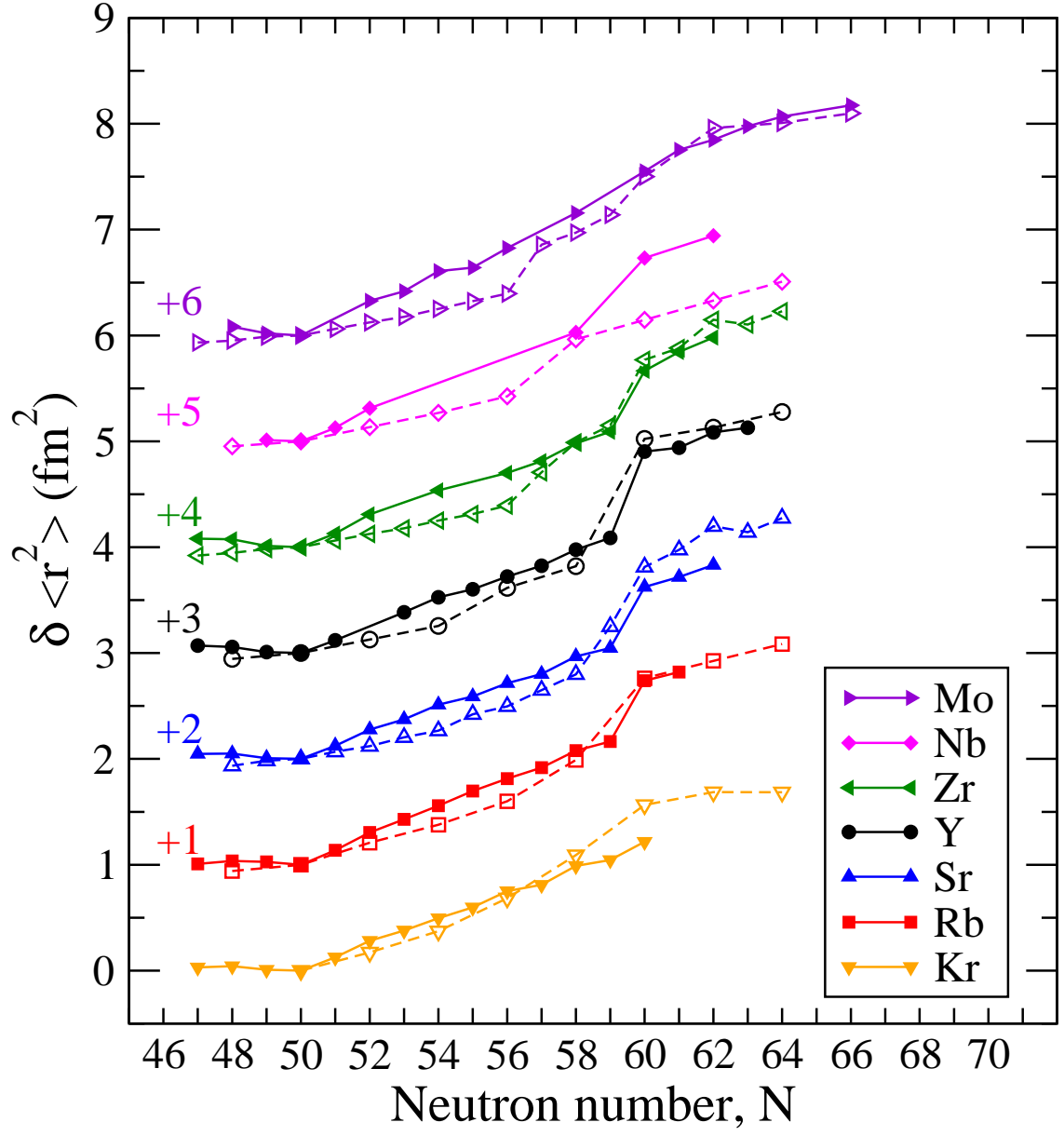


FIG. 13: (Color online) Gogny-D1S HFB results for $\delta \langle r_c^2 \rangle$ compared to the measured values for Kr, Rb, Sr, Y, Zr, Nb, and Mo isotopic chains.

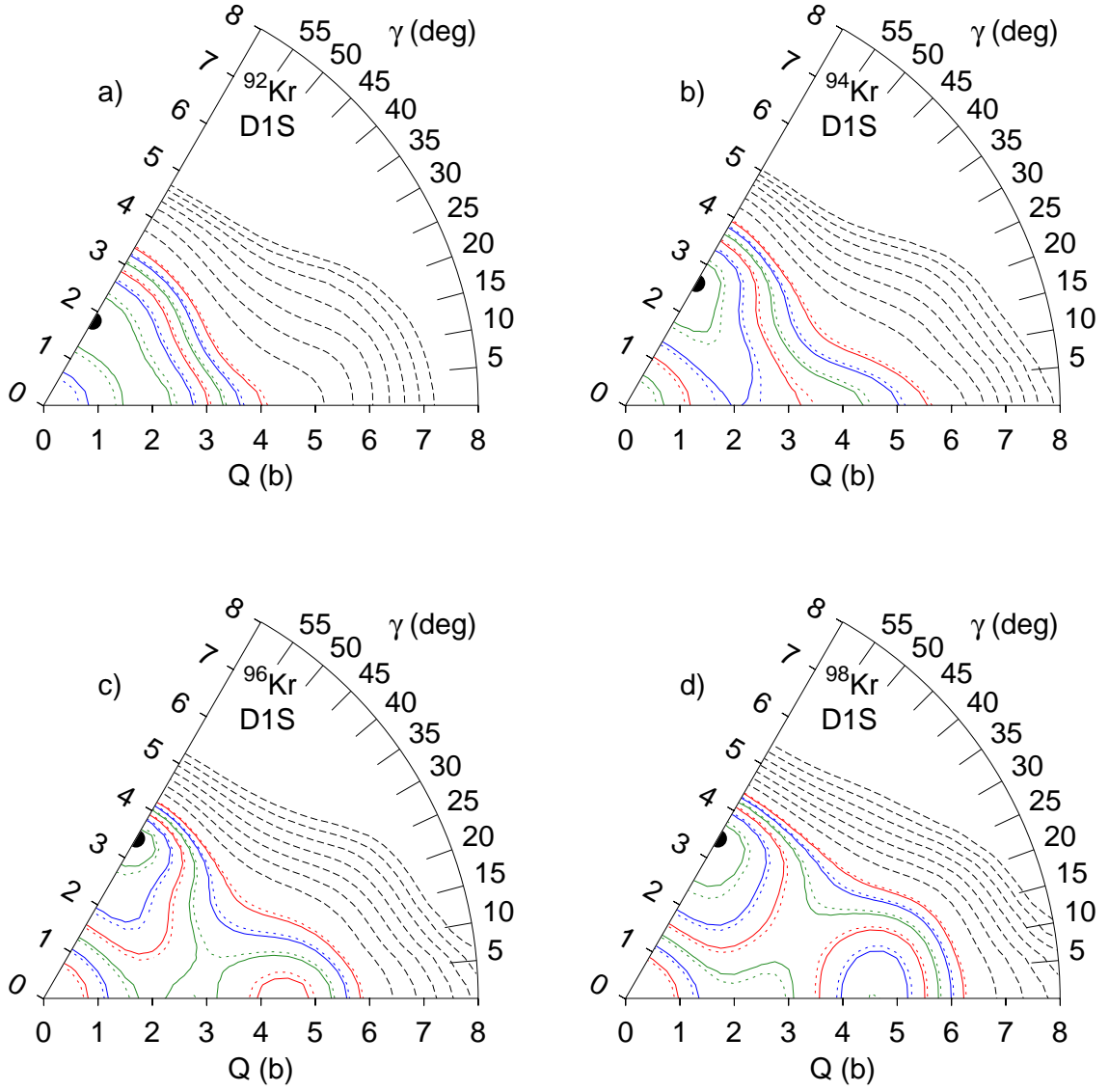


FIG. 14: (Color online) $Q - \gamma$ planes for ^{92}Kr (a), ^{94}Kr (b), ^{96}Kr (c), and ^{98}Kr (d) with the Gogny-D1S EDF. The absolute minimum is marked by a bullet. The full contour lines correspond to energies ϵ_C (relatives to the absolute minimum) of 0.25, 0.75, 1.25, 1.75, 2.25 and 2.75 MeV. Close to those full line contours other contour lines corresponding to $\epsilon_C + 0.1$ MeV are also depicted. The purpose of these dotted contour lines is to give the direction of increasing energy as well as a visual idea of the corresponding slope. Finally, the dashed contour lines corresponding to energies from 4 MeV up to 10 MeV in steps of 1 MeV are depicted to mark the region where the potential energy starts to grow rapidly.