

Geometrical Properties of Coupled Oscillators at Synchronization

Hassan F. El-Nashar*

Department of Physics, Faculty of Science,

Ain Shams University, 11566 Cairo, Egypt and

Department of Physics, Faculty of Science and Humanitarian Studies,

Alkharj University, P.O. Box 21034, 11942 Alkharj, K.S.A

Hilda A. Cerdeira†

Instituto de Física Teórica, UNESP-Universidade Estadual Paulista,

Caixa Postal 70532-2, 01156-970, São Paulo, SP, Brazil

(Dated: October 26, 2018)

Abstract

We study the synchronization of N nearest neighbors coupled oscillators in a ring. We derive an analytic form for the phase difference among neighboring oscillators which shows the dependency on the periodic boundary conditions. At synchronization, we find two distinct quantities which characterize four of the oscillators, two pairs of nearest neighbors, which are at the border of the clusters before total synchronization occurs. These oscillators are responsible for the saddle node bifurcation, of which only two of them have a phase-lock of phase difference equals $\pm\pi/2$. Using these properties we build a technique based on geometric properties and numerical observations to arrive to an exact analytic expression for the coupling strength at full synchronization and determine the two oscillators that have a phase-lock condition of $\pm\pi/2$.

PACS numbers: 05.45.Xt, 05.45.-a, 05.45.Jn

Keywords: Nonlinear dynamics and Chaos; Coupled Oscillators; Synchronization

* Electronic address :hfelnashar@gmail.com

† Electronic address(corresponding author): cerdeira@ift.unesp.br

I. INTRODUCTION

Coupled oscillators have been used to understand the behavior of systems in physics, chemistry, biology, neurology as well as other disciplines. In particular, they are used to model phenomena such as: Josephson junction arrays, multimode lasers, vortex dynamics in fluids, biological information processes, neurodynamics [1–3]. These systems have been observed to synchronize themselves to a common frequency, when the coupling strength between the oscillators is increased [3–5]. Although all these phenomena have different dynamics, their synchronization features might be described using a simple model of weakly coupled phase oscillators such as the Kuramoto model and variations to adapt it for finite range interactions which are more realistic to represent physical systems [3–6]. But, finite range interactions difficult the analysis and search for analytical solutions. In spite of that, in order to figure out the collective phenomena when finite range interactions are considered, it is of fundamental importance to study and to understand the case of nearest neighbor interactions, which is the simplest form of the local interactions. In this context, a simplified version of the Kuramoto model with nearest neighbor coupling in a ring topology, which we shall refer to as locally coupled Kuramoto model (LCKM), is a good candidate to describe the behavior of coupled systems with local interactions. The LCKM has been used to represent the dynamics of a variety of systems. Specifically, it has been shown that a ladder array of Josephson junctions can be expressed by a LCKM [7]. Phase synchronization, in nearest neighbors coupled Rössler oscillators and locally coupled lasers where local interactions are dominant, can also be described by the LCKM [8–11]. Other examples are: the occurrence of travelling waves in neurons, chains in disorders, multi cellular systems in biology, the dynamics of an edge dislocation in a 2D lattice and an antenna array in communication systems [3, 4, 6, 12–14].

While in the Kuramoto model of long range interactions one has to get a solution in a mean field approximation, in the local model it is necessary to study the behavior of individual oscillators in order to understand the collective dynamics. Due to the difficulty in applying standard techniques of statistical mechanics in order to obtain a close picture of the effect of the local interactions on synchronization, we rely on a simple approach to understand the coupled system with local interactions, by means of numerical study of the temporal behavior of the individual oscillators. In this case, numerical investigations

provide a good tool to understand the mechanism of interactions at the stage of complete synchronization which in turn helps to get an analytic solution. Earlier studies on the LCKM show several interesting features including tree structures with synchronized clusters, phase slips, bursting behavior, saddle node bifurcation and so on [15, 16]. It has also been shown that neighboring elements share dominating frequencies in their time spectra, and that this feature plays an important role in the dynamics of formation of clusters in the local model [17, 18]; that the order parameter, which measures the evolution of the phases of the nearest neighbor oscillators, becomes maximum at the partial synchronization points inside the tree of synchronization [19] and a scheme has been developed based on the method of Lagrange multipliers to estimate the critical coupling strength for complete synchronization in the local Kuramoto model with different boundary conditions [20]. In addition, based on numerical investigations, we identified two oscillators which are responsible for dragging the system into full synchronization [21], and the difference in phase for this pair is $\pm\pi/2$. These two oscillators are among two pairs of oscillators which are formed by the four oscillators at the borders between major clusters in the vicinity of the critical coupling. Using these findings we developed a method to obtain a mathematical expression for the estimated value of the critical coupling at which full synchronization occurs, once a set of initial conditions for the frequencies of the N oscillators is assigned [22].

In this work, we use the fact that at the stage of full synchronization, all oscillators have a common frequency and the time dependence of the phase difference among neighboring oscillators will vanish. Using this we are able to derive an analytic expression for the phases of oscillators, which shows the actual dependence on the periodic boundary condition. It is clear that this effect will decrease when the number of oscillators N increases, and the result will converge to that of a free chain as N tends to infinity [22]. Even so, both problems are different and have interesting peculiarities when the number of oscillators is finite. This problem is not a mere detail in a theoretical problem since a ring with a finite number of oscillators has many applications in electronics, coupled lasers and in communications [13, 23, 24]. In the process of finding the solution, using the saddle node bifurcation which dominates the dynamics at synchronization, we come across two quantities which will permit us to identify the four oscillators at the borders between major clusters, where only two of them will have a phase-lock condition of $|\pi/2|$. We use the properties of these oscillators and the ones at the boundaries to define a triangle and use its trigonometric properties to

derive an analytic formula for the critical coupling. Finally, we can identify directly the pair of oscillators which has the phase-lock condition, which depends only on the set of initial frequencies.

This paper is organized as follows: In Section II, we introduce the LCKM with boundary conditions. We determine analytically the critical coupling at the stage of complete synchronization. Finally, in Section III we give a conclusion which is based on a summary of the results.

II. THE MODEL

The LCKM can be considered as a diffusive version of the Kuramoto model, and it is expressed as

$$\dot{\theta}_i = \omega_i + K (\sin \phi_i - \sin \phi_{i-1}) \quad (1)$$

with periodic boundary conditions $\theta_{i+N} = \theta_i$ and phase difference $\phi_i = \theta_{i+1} - \theta_i$ for $i = 1, 2, \dots, N$. The set of the initial values of frequencies ω_i are the natural frequencies which are taken from a Gaussian distribution and K is the coupling strength. These nonidentical oscillators of system 1 cluster in time averaged frequency, under the influence of the coupling, until they completely synchronize to a common value given by the average frequency $\omega_o = \frac{1}{N} \sum_{i=1}^N \omega_i$ at a critical coupling K_c as shown in Figure 1. At the vicinity of K_c , there are only two clusters of successive oscillators whose borders are nearest neighbors. The oscillators remain synchronized for $K \geq K_c$ when all phase differences and frequencies are constants. In Figure 1, we show the synchronization tree for a system with $N = 40$ oscillators, where the elements which compose each one of the major clusters, just before complete synchronization occurs, are indicated in each branch. These clusters merge into one at K_c where all oscillators have the same frequency. The major clusters, at the onset of synchronization, just before K_c contain N_1 and N_2 oscillators, where $N = N_1 + N_2$. It is not necessary for these clusters to have the same numbers of oscillators. We point to the oscillators at the border of each cluster, which are formed with successive elements, thus their bordering elements are nearest neighbors, as mentioned above; i.e, $\ell, \ell + 1, m$ and $m + 1$. An interesting fact emerges here: there is a phase-locked solution, where the phase difference between two oscillators is $\pm\pi/2$, and it is always valid for one and only one phase difference. This can be the difference

between phases of any two nearest neighbors of the four oscillators at the border of the clusters at the onset of synchronization [21]. However, we can not directly allocate these two oscillators unless we do it numerically. At this point, we remind the reader that the location of each oscillator corresponds to a well defined entity, characterized by an initial frequency, therefore wondering about the meaning of the location of these borders as well as the position of the boundaries, corresponds to knowing which of the many oscillators in our systems will dominate the dynamics.

Thus, the time evolution of the phase differences among neighboring oscillators will be written as

$$\dot{\phi}_i = \Delta_i - 2K \sin(\phi_i) + K \sin(\phi_{i-1}) + K \sin(\phi_{i+1}), \quad (2)$$

where $\Delta_i = \omega_{i+1} - \omega_i$. We use the fact that at K_c , the quantities $\dot{\phi}_i = 0$, to derive the following expression

$$\sin(\phi_i) = \frac{H_i}{K_c} + \sin(\phi_N), \quad (3)$$

where, $H_i = \frac{(N-i+1)}{N} \left[\sum_{i=1}^{N-1} i \Delta_i + \left(\sum_{j=1}^{i-1} j \Delta_j \right) \delta_{ij} \right]$. According to equation 3, we need to identify not only the two oscillators, say j and $j+1$, which will phase-lock with $\phi_j = |\pi/2|$, but also the value of the phase difference between the oscillators identified as boundaries to find the critical coupling. In order to tackle this difficulty we depend on numerical simulations of system 1 for different number of oscillators and sets of initial frequencies ω_i , as well as on studying the quantity H_i . It should be noted that the quantity $\max\{|H_i|\}$ determines the value of the critical coupling and the oscillators locked on $|\pi/2|$ at synchronization, for the case of a chain of free ends (open boundaries). This can be clearly understood from equation 3, when $\sin(\phi_N) = 0$, and $|\sin(\phi_j)| = 1$, which coincides with the same index of $\max\{|H_i|\}$, and henceforward $K_c = \max\{|H_i|\}$. However, when periodic boundary conditions are turned on, this fact does not hold true, since $\sin(\phi_N)$ can be either positive or negative. Therefore, its presence in equation 3 modifies the quantity H_j which matches the same index of the phase difference which locks to $|\pi/2|$, and the oscillators no longer synchronize to a single frequency ω_o at a critical coupling defined as $\max\{|H_i|\}$. Helped by numerical simulations, we can find the four oscillators at the edges of the two clusters at the onset of synchronization, in the vicinity of K_c , and see that only one phase difference is locked to $|\pm\pi/2|$ at K_c as well as to determine which two oscillators among these four are responsible for the saddle node bifurcation.

When we study numerically the phase differences among neighboring oscillators we find two distinct values among all phase differences, which are characterized by being the absolute maximum and minimum among all phase differences and we shall see that they correspond to the two phase differences of the four oscillators at the borders [22]. But, only one of them will have the phase-lock condition of $|\pm\pi/2|$ at K_c . If we now proceed to study the behavior of the quantity H_i , we see that the maximum and minimum values of H_i always coincide with the same indexes of the maximum and minimum of $\sin(\phi_i)$, respectively. Therefore, based on the numerical simulations, we can distinguish two quantities H_ℓ and H_m and their corresponding phase differences ϕ_ℓ and ϕ_m . Any one of them, H_ℓ or H_m can be the absolute maximum or the absolute minimum. This holds true for the two values $\sin(\phi_\ell)$ and $\sin(\phi_m)$ also. Comparing between the absolute values of either the two quantities H_ℓ and H_m or the two quantities $\sin(\phi_\ell)$ and $\sin(\phi_m)$, we can not say which oscillators will have the phase-lock condition. However, we find always, and for any N with any sets of ω_i , that the signs of H_ℓ and $\sin(\phi_\ell)$, as well as the corresponding H_m and $\sin(\phi_m)$ are always the same, independent of being positive or negative. Figure 2a shows the plot of selected values of $\sin(\phi_i)$ versus time at K_c for the same realization of Figure 1. We can see that $\sin(\phi_\ell) = 1$ for $\ell = 7$ and $\sin(\phi_m) < 0$, for $m = 23$, which is the absolute minimum among all corresponding values of all oscillators. Figure 2b shows the values of H_i versus the positions of oscillators in the chain for the same case of Figure 1, where we clearly see that $H_\ell > 0$ for $\ell = 7$ is the absolute maximum, while $H_m < 0$ for $m = 23$ is the absolute minimum. Since these oscillators are obviously special, we shall focus on them in search for the exact solution of the problem. We see that the maximum and minimum of H_i determine two major cases: $H_\ell > 0$ and $H_m < 0$. Once we select the first case, we notice that, again, we encounter two cases. We shall see that only one of them decides the exact value of the critical coupling. These two sub-cases are a) $\sin(\phi_\ell) = 1$ with $\sin(\phi_m) > -1$, and b) $\sin(\phi_\ell) < 1$ with $\sin(\phi_m) = -1$. For case (a) we use three equations from system (3) for $\ell, \ell - 1$ and m , from which we can write $\frac{\sin(\alpha/2)}{a} = \frac{\sin(\beta/2)}{b} = \frac{\sin(\gamma/2)}{c}$. This relation correspond to the properties between the angles and sides of a triangle, where the angles and sides are defined as: $\alpha = -\phi_N + \pi/2$, $\beta = -\phi_m + \pi/2$ and $\gamma = -\phi_{\ell-1} + \pi/2$, $a = (H_\ell)^{1/2}$, $b = (H_\ell - H_m)^{1/2}$ and $c = (H_\ell - H_{\ell-1})^{1/2}$, as shown in Figure 4. After some manipulation, we get an expression for ϕ_m as

TABLE I: Values of K_c from simulation of system 1 and from equation 5.

N	K_c : simulation	K_c : equation (5)
30	3.73094125	3.72862539
40	4.29473534	4.28553971
50	4.48415639	4.47935214
100	5.86827841	5.86639415
200	7.96802973	7.96457428

$$\phi_m = \frac{\pi}{2} - 2 \cos^{-1} \left\{ \frac{a^2 + c^2 - b^2}{2ac} \right\}. \quad (4)$$

Thus, the value of the critical coupling becomes: $K_c^\ell = \frac{H_\ell - H_m}{1 - \sin(\phi_m)}$. Applying the same method to case (b) ($\sin(\phi_l) < 1$ with $\sin(\phi_m) = -1$), we get $K_c^m = \frac{-(H_m - H_\ell)}{1 + \sin(\phi_\ell)}$. Therefore, the value of the critical coupling when $H_\ell > 0$ and $H_m < 0$ is

$$K_c = \max\{K_c^\ell, K_c^m\}. \quad (5)$$

Following the same method for the case $H_\ell < 0$ and $H_m > 0$, we find: $K_c^\ell = \frac{-(H_\ell - H_m)}{1 + \sin(\phi_m)}$ and $K_c^m = \frac{H_m - H_\ell}{1 - \sin(\phi_\ell)}$. The value of the critical coupling is again given by equation 5. Table 1 shows the results from numerical simulations of system 1 which are in good agreement with the values obtained from equation 5 for the same sets of initial frequencies.

Equation 5 allows us to determine whether ϕ_ℓ or ϕ_m has the phase-lock condition $|\pi/2|$ at K_c , depending whether the selected value for K_c is K_c^ℓ or K_c^m , respectively. After this is done we can determine the value of $\sin(\phi_N) \neq 0$, thus showing how the phase difference ϕ_N , consequence of the periodic boundary conditions, influences the dynamics of the system. We notice from Figure 2a that the value of $\sin(\phi_{40}) \neq 0$, and it modifies the result of the critical coupling, as expected from equation 3. The numerical simulations, for different N and for different sets of ω_i , show that the system with periodic boundary conditions has a critical value which depends on N , and that the influence of $\sin(\phi_N)$ decreases as N increases which may give indications that it becomes ineffective, but in this case the system never synchronizes at the critical strength given only by the absolute maximum of H_i , as it should be for a free chain. We find also, that $\sin(\phi_N)$ remains different from zero up to $N \sim 2000$. Even though, $\sin(\phi_N)$ has a small value, but since it exists, it enforces the oscillators to

synchronize approximately as an average of H_ℓ and H_m , which are not in general equal to each other. For larger values of N , we expect that $|H_\ell| \approx |H_m|$ and $\sin(\phi_N) = 0$, and hence the critical coupling is determined by the absolute value of H_ℓ . As $N \rightarrow \infty$, the system of oscillators in a ring synchronizes at the same value of the coupling strength as a chain of free ends, as expected [15].

Qualitatively, we can compare the cases of synchronization for a ring and for a free chain for finite number of oscillators in order to understand why the critical coupling depends on both values $\max \{H_i\}$ and $\min \{H_i\}$ for the first case while the free chain only depends on $\max \{|H_i|\}$. If we consider both systems above full synchronization and decrease the coupling strength we observe that a saddle node bifurcation occurs at the critical value and they split into two clusters of unequal number of oscillators in general. The chain splits into two clusters as shown in figure 5a, where only two oscillators seem to have a new role in the dynamics, j and $j+1$ are located in different clusters. This splitting occurs when the phase difference $\phi_j = |\pi/2|$, and it is the index that maximizes $\max \{|H_i|\}$ which determines the value of K_c for the chain. The ring at the critical coupling splits into two clusters of unequal numbers of oscillators, as shown in figure 5b. The difference is that for the ring two sets of oscillators acquire a special role in the dynamics: $\ell, \ell+1, m$ and $m+1$ but only one phase difference will be $\phi_j = |\pi/2|$ and it can be either ϕ_ℓ or ϕ_m , where the two indexes ℓ and m match $\max \{H_i\}$ and $\min \{H_i\}$, respectively. A priori we do not know which will be. From the previous discussion we can write $K_c = |H_j \pm \delta|_{\max}$, where $j = \ell$ or m and δ depends on the periodic boundary conditions, in order to get $|\sin(\phi_j)| = |X_j + \sin(\phi_N)| = 1$ and $X_j = H_j/K_c \neq \pm 1$ and hence $\sin(\phi_N)$ “decides” which will be the pair of oscillators which phases-lock at $|\pi/2|$. Therefore, for finite N , the oscillators synchronize at a critical coupling that depends on both quantities $\max \{H_i\}$ and $\min \{H_i\}$, and this is due to the presence of the periodic boundary conditions. From equations 3 and 5 we can write: $K_c = \frac{|H_\ell| + |H_m|}{1 + |\sin(\phi_j)|}$, with $|\sin(\phi_j)| < 1$, where $j = m$ and $|\sin(\phi_\ell)| = 1$, and $j = \ell$ when $|\sin(\phi_m)| = 1$.

III. CONCLUSIONS

We have studied the synchronization of coupled oscillators in a locally coupled Kuramoto model with nearest neighbors coupling with periodic boundary conditions. Particularly, we analyzed the system of oscillators at the stage of complete synchronization. We see that the

dynamics is determined by a particular set of oscillators which are located at the borders of the major clusters which will meet at the critical coupling to form one cluster of all synchronized oscillators. Using the boundary conditions we can make a correspondence of the values of some definite quantities H_i 's with the sides of a triangle with the aid of some trigonometric properties. These quantities correspond to those of the border oscillators and their nearest neighbors. Using these two quantities, we derive a mathematical expression for the critical coupling at synchronization. In addition, we are also able to determine the two oscillators which will have a phase-lock condition of $|\pi/2|$. All these properties can be calculated a priori since they depend only on the set of initial frequencies ω_i .

Acknowledgement

H F E thanks the Instituto de Física Teórica, UNESP-Universidade Estadual Paulista, São Paulo, SP, Brazil, for the hospitality during part of this work. HAC acknowledges support from the Conselho Nacional de Desenvolvimento Científico e Tecnológico (CNPq), Project CNPq-DST.

-
- [1] A.T. Winfree, Geometry of Biological Time, Springer, New York, 1990.
 - [2] C.W. Wu, Synchronization in Coupled Chaotic Circuits and Systems, World Scientific, Singapore, 2002.
 - [3] S. Manrubbia, A. Mikhailov, D. Zanette, Emergence of Dynamical Order: Synchronization Phenomena in Complex Systems, World Scientific, Singapore, 2004.
 - [4] H. Haken, Brain Dynamics: Synchronization and Activity Patterns in Pulse-Coupled Neural Nets with Delays and Noise, Springer, New York, 2007.
 - [5] Y. Kuramoto, Chemical Oscillations, Waves and Turbulences, Springer, New York, 1984.
 - [6] J.A. Acebron, L.L. Bonilla, C.P.J. Vicente, F. Ritort, R. Spigler, A simple paradigm for synchronization phenomena: The Kuramoto model, Rev. Mod. Phys. 77 (2005) 137-185.
 - [7] B.C. Daniels, S.T.M. Dissanayake, B.R. Trees, Synchronization of coupled rotators: Josephson junction ladders and the locally coupled Kuramoto model, Phys. Rev. E 67 (2003) 026216.
 - [8] Z. Liu, T.-C. Lai, F.C. Hoppensteadt, Phase clustering and transition to phase synchronization

- in a large number of coupled nonlinear oscillators, *Phys. Rev. E* 63 (2001) 055201R.
- [9] Y. Braiman, T.A. Kennedy, K. Wiesenfeld, A. Khibnik, Entrainment of solid state laser arrays, *Phys. Rev. A* 52 (1995) 1500-1506.
 - [10] A. Khibnik, Y. Braiman, V. Protopopescu, T.A. Kennedy, K. Wiesenfeld, Amplitude dropout in coupled lasers, *Phys. Rev. A* 62 (2000) 063815.
 - [11] D. Tsygankov D, Wiesenfeld K, Weak-link synchronization, *Phys. Rev. E* 73 (2006) 026222.
 - [12] Y. Ma, K. Yoshikawa, Self-sustained collective oscillation generated in an array of nonoscillatory cells, *Phys. Rev. E* 79 (2009) 046217.
 - [13] J. Rogge, D. Aeyels, Stability of phase locking in a ring of unidirectionally coupled oscillators, *J. Phys. A* 37 (2004) 11135-11148.
 - [14] A. Carpio, L.L. Bonilla, Edge Dislocations in Crystal Structures Considered as Traveling Waves in Discrete Models, *Phys. Rev. Lett.* 90 (2003) 135502.
 - [15] S.H. Strogatz, R.E. Mirollo, Phase-Locking and Critical Phenomena in Lattices of Coupled Nonlinear Oscillators with Random Intrinsic Frequencies, *Physica D* 31 (1988) 143-168.
 - [16] Z. Zheng, B. Hu, G. Hu, Collective phase slips and phase synchronizations in coupled oscillator systems, *Phys Rev E* 62 (2000) 402-408.
 - [17] H.F. El-Nashar, A.S. Elgazzar, H.A. Cerdeira, Nonlocal synchronization in nearest neighbour coupled oscillators, *Int. J. Bifurcation Chaos Appl Sci Eng* 12 (2002) 2945-2955.
 - [18] H.F. El-Nashar, Y. Zhang, H.A. Cerdeira, F.A. Ibyinka, Synchronization in a Chain of Nearest Neighbors Coupled Oscillators with Fixed Ends, *Chaos* 13 (2003) 1216-1225.
 - [19] H.F. El-Nashar, Phase Correlation and Clustering of a Nearest Neighbor Coupled Oscillators System, *Int. J. Bifurcation Chaos Appl. Sci. Eng.* 13 (2003) 3473-3481.
 - [20] P. Muruganandam, F.F. Fereira, H.F. El-Nashar, H.A. Cerdeira, Analytical calculation of the transition to complete phase synchronization in coupled oscillators, *Pramana J. Phys.* 70 (2008) 1143-1151.
 - [21] H.F. El-Nashar, P. Muruganandam, F.F. Ferreira, H.A. Cerdeira, Transition to complete synchronization in phase-coupled oscillators with nearest neighbor coupling , *Chaos* 19 (2009) 013103.
 - [22] H.F. El-Nashar, H.A. Cerdeira, Determination of the critical coupling for oscillators in a ring, *Chaos* 19 (2009) 033127.
 - [23] D. Botez, D.R. Scifers, Diode Laser Arrays, Cambridge University Press, New York, 2005.

- [24] K. Chang, L.-H. Hsieh, Microwave Ring Circuits and Related Structures, John Wiley and Sons Inc., New Jersey, 2004.

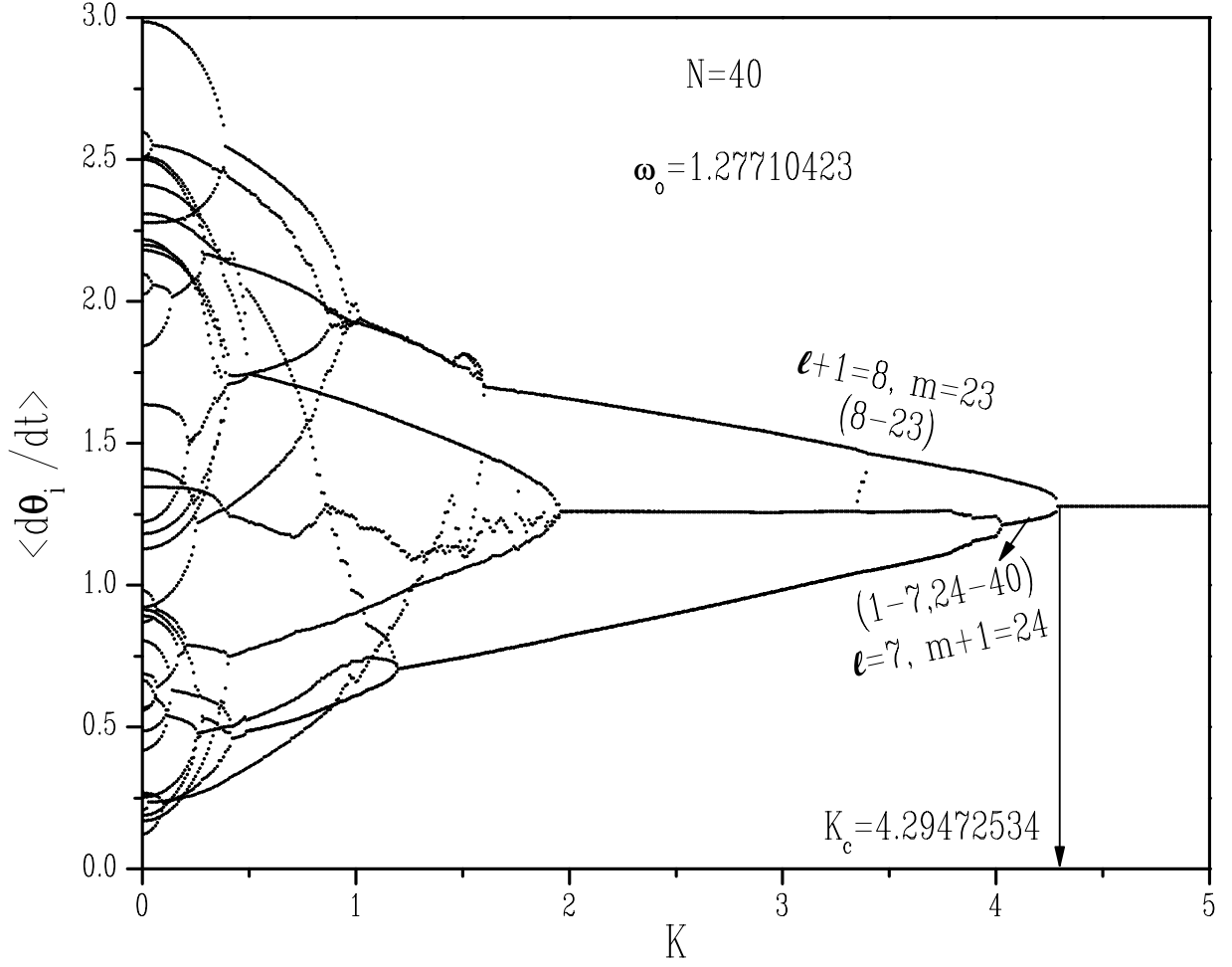


FIG. 1: Synchronization tree for a system of 40 oscillators with detailed composition of each cluster before full synchronization. Here we point the oscillators at the border

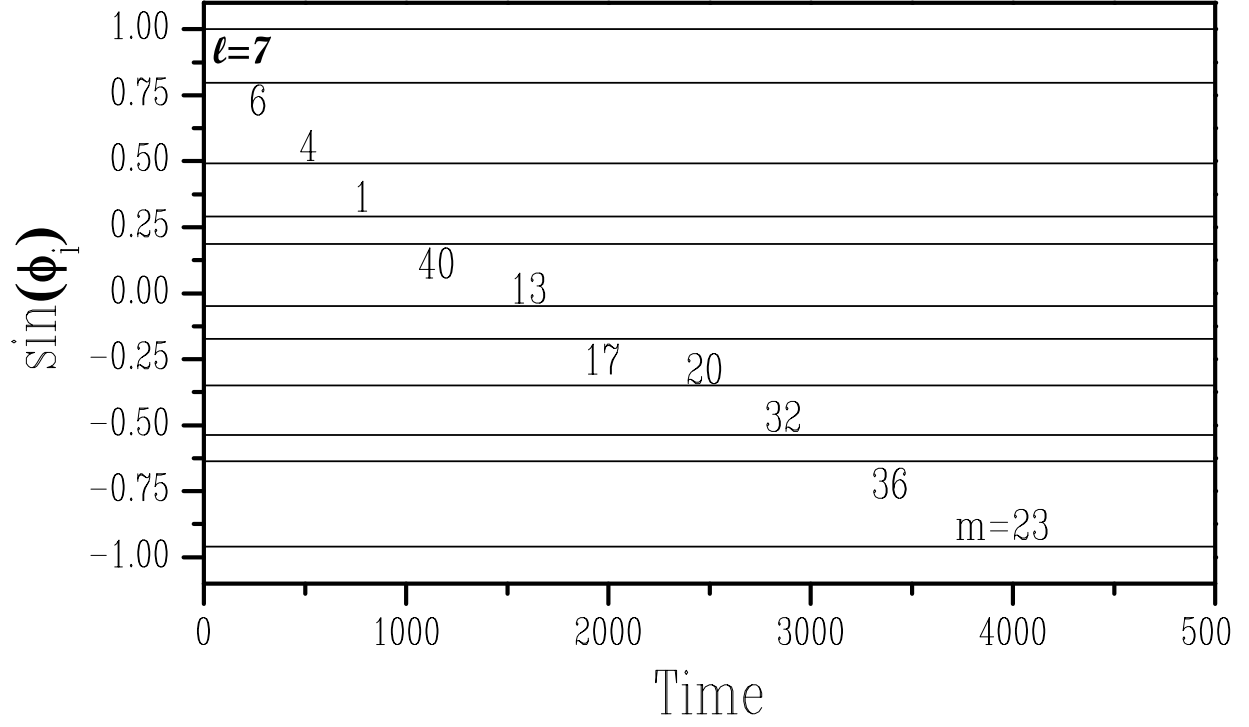


FIG. 2: Selected values of $\sin(\phi_i)$ at K_c for the oscillators of Figure 1.

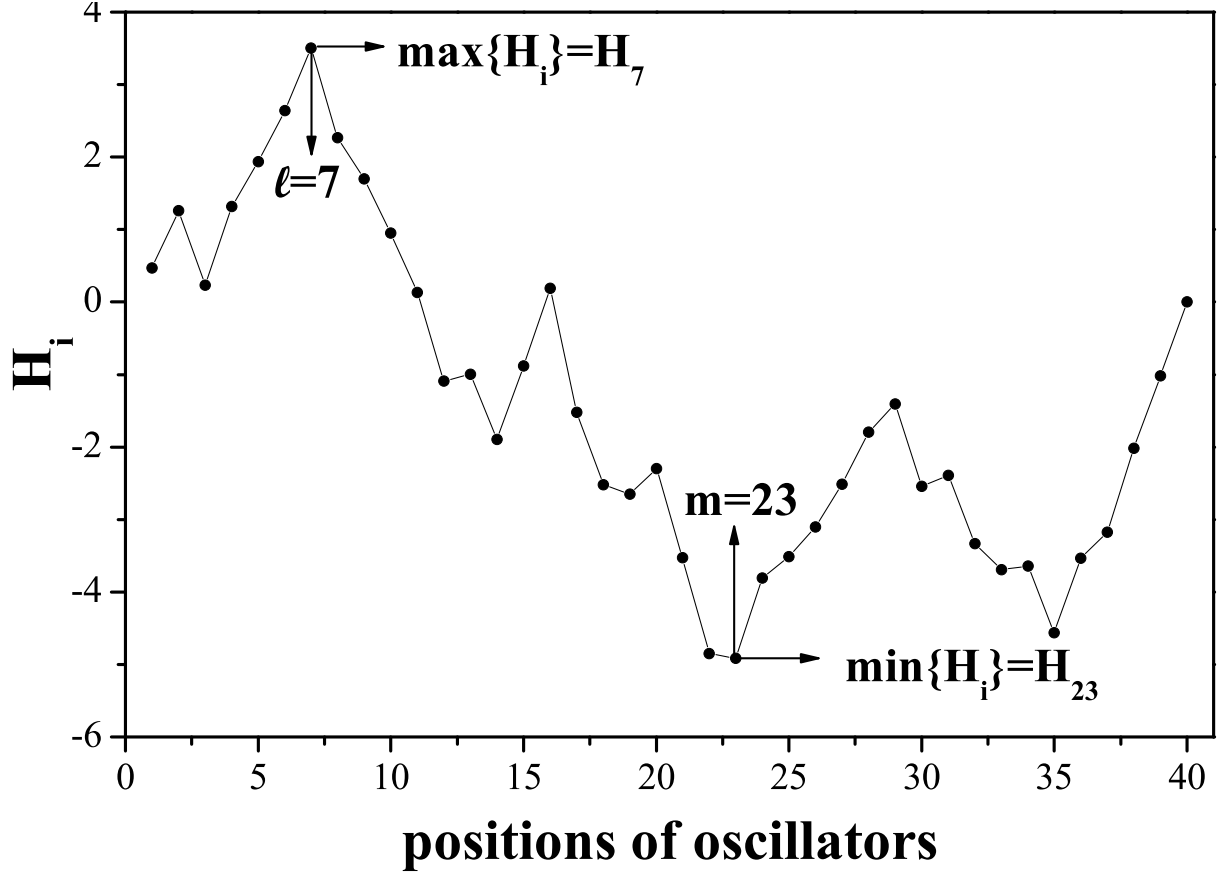


FIG. 3: The values of H_i versus oscillator position, for the oscillators of Figure 1.

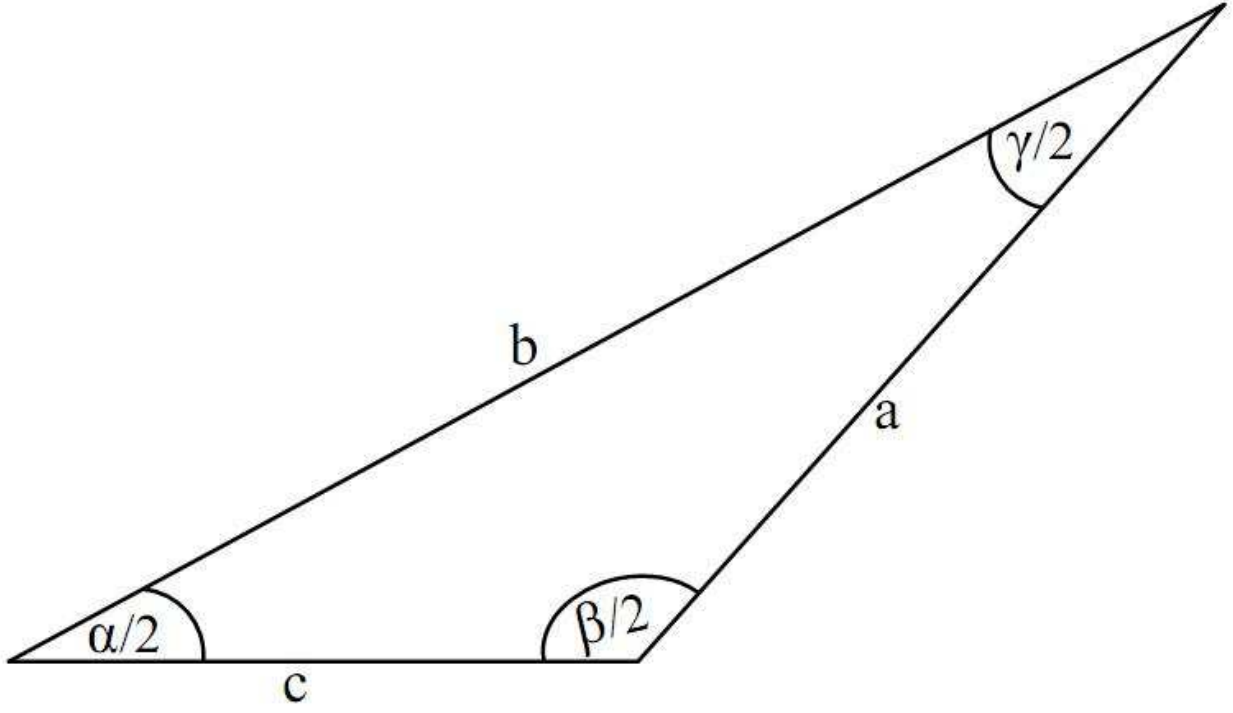


FIG. 4: Triangle of sides: $a = (H_\ell)^{1/2}$, $b = (H_\ell - H_m)^{1/2}$ and $c = (H_\ell - H_{\ell-1})^{1/2}$.

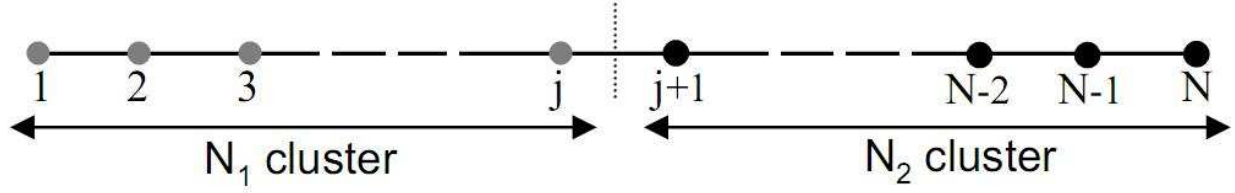


Fig. 5(a)

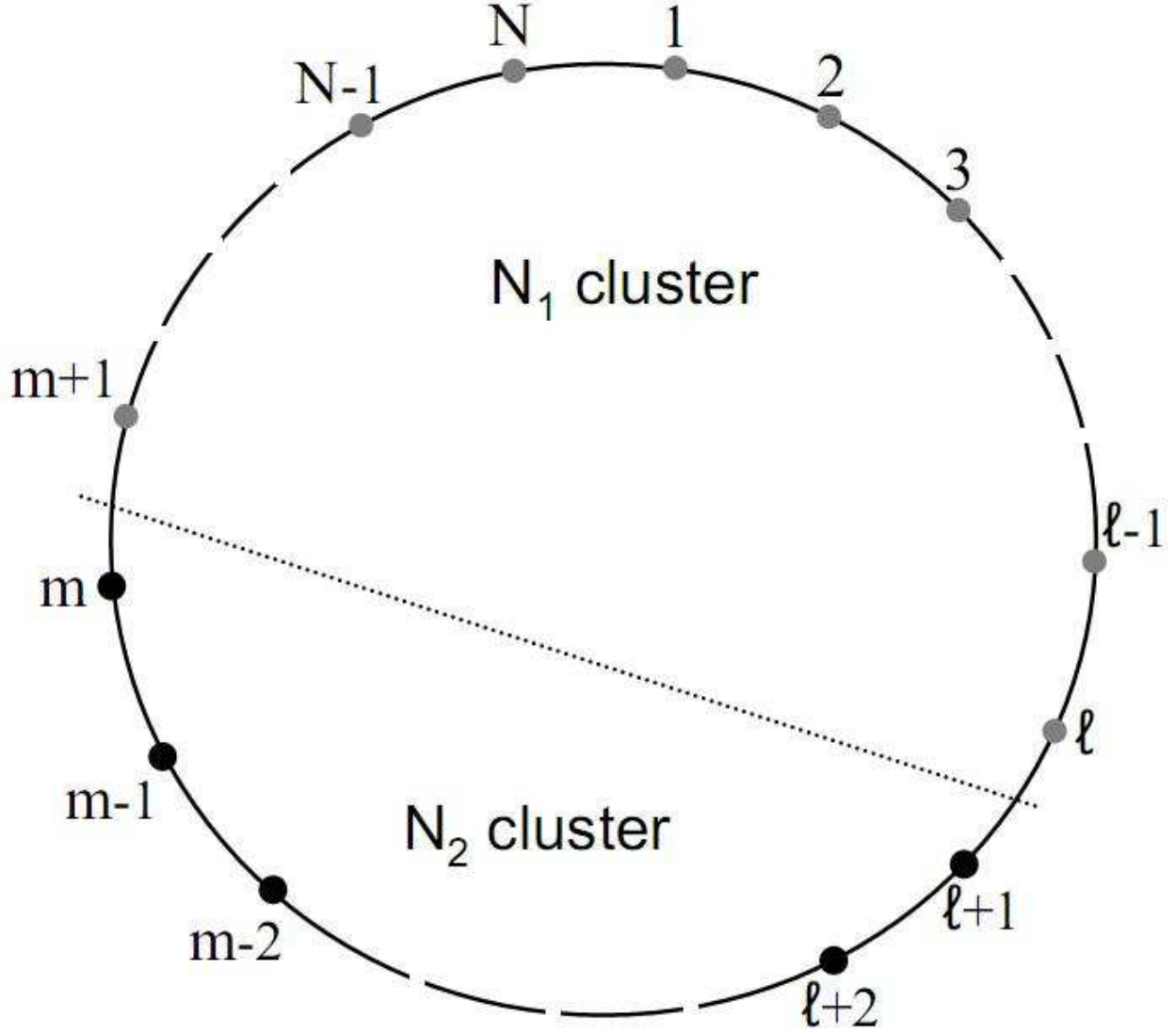


Fig. 5(b)

FIG. 5: The two major clusters at the critical coupling in (a) the chain of free ends and (b) the ring.