

Vectorial Feedback with Carry Registers and Memory requirements

Abdelaziz MARJANE, Abdellah MOKRANE and Boufeldja ALLAILOU
 LAGA, UMR CNRS 7539, Université Paris 13, Villetaneuse, France
 LAGA, UMR CNRS 7539, Université Paris 8, Saint-Denis, France
 LAGA, UMR CNRS 7539, Université Paris 8, Saint-Denis, France
 marjane, allailou, mokrane@math.univ-paris13.fr

March 3, 2022

Abstract

In [3], we have introduced vectorial conception of FCSR's in Fibonacci mode. This conception allows us to easily analyze FCSR's over binary finite fields \mathbb{F}_{2^n} for $n \geq 2$. In [4], we describe and study the corresponding Galois mode and use it to design a new stream cipher. In this paper, we introduce the Ring mode for vectorial FCSR, explain the analysis of such Feedback registers and illustrate with a simple example.

keywords:LFSR, FCSR, stream ciphers, 2-adic, sequences, Vectorial register

1 Introduction

The Ring mode was first introduced for LFSR's in [1] and adapted to binary FCSR in [2]. In this mode, any cell can be used as a feedback bit for any other cell. Registers in Ring mode are represented by a matrix which can be chosen arbitrarily. The classical Fibonacci and Galois modes are in fact special cases of the Ring mode. Recall the notion of LFR and Ring mode.

Definition 1.1 (LFR). *Let n and r be two positive integers and T a square $r \times r$ matrix with coefficients in the binary field \mathbb{F}_{2^n} . A Linear Feedback Register (LFR) over \mathbb{F}_{2^n} of length r with transition matrix T is a sequence generator whose state is an element $s(t) = (a_0(t), \dots, a_{r-1}(t)) \in (\mathbb{F}_{2^n})^r$ and whose operation state change is given by $s(t+1) = s(t).T$.*

The Ring mode corresponds to the case where the matrix $T = (t_{i,j})_{i,j}$ is such that $t_{i+1,i} = 1$ and $t_{1,r} \neq 0$. This mode generalizes both Fibonacci and Galois modes given respectively by the following transition matrix :

$$F = \begin{pmatrix} 0 & \dots & 0 & q_r \\ 1 & \dots & 0 & q_{r-1} \\ \vdots & \ddots & \vdots & \vdots \\ 0 & \dots & 1 & q_1 \end{pmatrix} \quad G = \begin{pmatrix} q_1 & \dots & q_{r-1} & q_r \\ 1 & \dots & 0 & 0 \\ \vdots & \ddots & \vdots & \vdots \\ 0 & \dots & 1 & 0 \end{pmatrix}. \quad (1.1)$$

Theorem 1.1 ([5],p.268). *The output sequence of an LFR with transition matrix T can be generated by an LFSR with connection polynomial equal to $\det(I - XT)$.*

So from a theoretical point of view, LFRs are no more powerful than LFSRs but they can provide efficient software implementations by reducing the number of connections and operations (see [5]). FCSR is a class of non linear FSR with good properties as for LFSR. In this paper, after review of different modes of binary FCSR and vectorial FCSR, we introduce the analog of LFR for registers with carry over \mathbb{F}_2^n in a general setting and establish its basic properties. To be more precise, fix a primitive polynomial $P(X)$ of degree n over \mathbb{F}_2 and T a square $r \times r$ matrix with coefficients in the binary field $\mathbb{F}_2^n \cong \mathbb{F}_2[X]/(P(X))$. We associate to T in a canonical way a $nr \times nr$ square matrix \mathcal{T} with coefficients in \mathbb{Z} and define Feedback with carry registers over \mathbb{F}_2^n of length r with transition matrix T as a sequence generator whose state is an element pair $(a(t), m(t))$ where $a(t) = (a_0(t), \dots, a_{r-1}(t)) \in (\mathbb{F}_2^n)^r$ and $m(t) = (m_1(t), \dots, m_r(t)) \in (\mathbb{Z}^n)^r$ and whose operation state change is given by

$$\begin{aligned} a(t+1) &= \left(a(t) \otimes \mathcal{T} \oplus m(t) \right) \bmod 2 \\ m(t+1) &= \left(a(t) \otimes \mathcal{T} \oplus m(t) \right) \text{div} 2 \end{aligned}$$

where \otimes is defined in section 5. We prove the following structural theorem:

Theorem 1.2. *The 2-adic expansion $\sum_{t=0}^{t=+\infty} c(t)2^t$ where $c(t)$ is any binary component of $a_i(t)$ is equal to a rational number $\frac{p}{q}$ where $q = \det(I_{rn} - 2\mathcal{T})$.*

2 Binary Feedback with Carry Registers in Different Modes

Feedback with carry shift registers or FCSRs were developed by Goresky and Klapper [6] [7] and [9]. These registers rely over a 2-adic elegant structure which is an alternative to the linear architecture of LFSRs. They differ from LFSRs by adding memories and using computations over \mathbb{Z} .

Definition 2.1. *A binary FCSR in Fibonacci mode of length r and connection coefficients $q_1, \dots, q_r \in \{0, 1\}$ is an automaton sequence generator whose state is an element $(a_0, a_1, \dots, a_{r-1}, m_{r-1})$ where $a_i \in \{0, 1\}$ for all i and $m_{r-1} \in \mathbb{Z}$ and whose operation state change is given by the following procedure:*

- Compute the integer $\sigma_r = q_r a_0 + \dots + q_1 a_{r-1} + m_{r-1}$ in \mathbb{Z} .
- Compute $a_r = \sigma_r \pmod{2}$ and $m_{r-1} = \sigma_r \text{div} 2$.
- Output a_0 and m_{r-1} , shift the other coefficients a_1, \dots, a_{r-1} and enter a_r and m_r .

(a_0, a_1, \dots) is called the output sequence and $q = q_r 2^r + \dots + q_1 2 - 1$ is called the connection integer of the FCSR.

Definition 2.2. *A binary FCSR in Galois mode of length r with connection coefficients $q_1, \dots, q_r \in \{0, 1\}$ is an automaton whose state at the t th steps is an element $s(t) = (a_0(t), \dots, a_{r-1}(t), m_1(t), \dots, m_r(t)) \in \{0, 1\}^r \times \mathbb{Z}^r$ and whose state change operation is as follows:*

- Compute $\sigma_i(t+1) = q_i a_0(t) + a_{i+1}(t) + m_{i+1}(t)$ for all $0 \leq i \leq r-2$ and $\sigma_{r-1}(t+1) = q_r a_0(t) + m_r(t)$.
- Compute $a_i(t+1) = \sigma_i(t+1) \pmod{2}$ and $m_{i+1}(t+1) = \sigma_i(t+1) \text{div} 2$ for all $1 \leq i \leq r$.
- Output $a_0(t)$ and replace $a_i(t)$ by $a_i(t+1)$ and $m_{i+1}(t)$ by $m_{i+1}(t+1)$ for all $1 \leq i \leq r$.

$s(0)$ is the initial state, $(a_0(0), a_0(1), a_0(2), \dots)$ the output sequence.

Unlike the Fibonacci mode, all cells are simultaneously updated in Galois mode. Galois mode is more convenient for cryptographic applications. Whatever the mode, we associate a 2-adic integer $\sum_{i=0}^{+\infty} a_i 2^i$ to the output sequence.

Theorem 2.1. *The 2-adic integer associated to the output sequence is a rational $\frac{p}{q}$ where q is the connection integer (Definition 2),*

$$\begin{aligned} -p &= \sum_{i=0}^{i=r-1} a_i 2^i + m_{r-1} 2^r - \sum_{i=1}^{k=r-1} \sum_{j=1}^{j=i} q_i a_{i-j} 2^i && \text{in Fibonacci mode and} \\ -p &= \sum_{i=0}^{i=r-1} a_i(0) 2^i + \sum_{i=1}^{i=r} m_i(0) 2^i && \text{in Galois mode.} \end{aligned}$$

FCSR sequences have good randomness properties like periodicity, distribution of block, balanced property, maximal period sequences called l -sequences, cross-correlation of two level, etc.

The Ring mode for FCSR developed in [2] generalizes both Fibonacci and Galois modes and has many advantages over these both modes.

Definition 2.3 (FCR). *A binary Feedback with Carry Register (FCR) of length r with transition matrix T is a sequence generator whose state is a pair $(a(t), m(t))$ where $a(t) = (a_0(t), \dots, a_{r-1}(t)) \in \{0, 1\}^r$ and $m(t) = (m_1(t), \dots, m_r(t)) \in \mathbb{Z}^r$; and whose operation state change is given by*

$$a(t+1) = (a(t).T + m(t)) \bmod 2 \text{ and } m(t+1) = (a(t).T + m(t)) \text{div} 2. \quad (2.1)$$

Fibonacci and Galois modes of FCSR can be represented as a Ring FCSR with a special transition matrix of the form (1.1). The analysis of binary FCR can be made as in the Fibonacci case.

Theorem 2.2. *The output sequence $(a_i(0), a_i(1), \dots)$ of a binary FCR defines a 2-adic integer which is a rational number $\frac{p_i}{q}$ where $q = \det(I - 2T)$.*

To generate l -sequences in Ring mode, we have to choose a matrix T such that $\det(I - 2T)$ is prime and 2 is a primitive root modulo $\det(I - 2T)$. Unfortunately there is no simple method for general T to do this.

3 Vectorial FCSR in Fibonacci mode

To construct FCSR over any finite fields \mathbb{F}_{2^n} , we use a vectorial conception introduced by Klapper [8]. We have completely developed the vectorial analysis of these registers [3]. They present the same basic properties as in the binary case.

Description of the Automaton: Let P be a primitive polynomial over \mathbb{F}_2 of degree n . $\mathbb{F}_2[X]/(P)$ is a vector space of dimension n over \mathbb{F}_2 , we consider its canonical basis $\{1, \bar{X}, \dots, \bar{X}^{n-1}\}$. P is identified to its canonical lift in $\mathbb{Z}[X]$ and consider the free \mathbb{Z} -module $\mathbb{Z}[X]/(P)$ of rank n and its canonical basis $\mathcal{B} = \{1, \bar{X}, \dots, \bar{X}^{n-1}\}$.

Definition 3.1. A Vectorial FCSR in Fibonacci mode over $(\mathbb{F}_2, P, \mathcal{B})$ of length r with connection coefficients $q_1, \dots, q_r \in \mathbb{F}_2[X]/(P)$ is an automaton whose state is an element $s = (a_0, \dots, a_{r-1}, m_{r-1})$ where $a_i \in \mathbb{F}_2[X]/(P)$ and $m_{r-1} \in \mathbb{Z}[X]/(P)$ and whose state change operation is described as follows:

- Express the elements a_i, q_i, m_i in the basis $\{1, \bar{X}, \dots, \bar{X}^{n-1}\}$.

$$\begin{aligned} \forall i \in \mathbb{N}, \quad a_i &= a_0^i + a_1^i \bar{X} + \dots + a_{n-1}^i \bar{X}^{n-1} && \text{where } a_j^i \in \{0, 1\}, \\ \forall 1 \leq i \leq r, \quad q_i &= q_0^i + q_1^i \bar{X} + \dots + q_{n-1}^i \bar{X}^{n-1} && \text{where } q_j^i \in \{0, 1\}, \\ \forall i \geq r-1, \quad m_i &= m_0^i + m_1^i \bar{X} + \dots + m_{n-1}^i \bar{X}^{n-1} && \text{where } m_j^i \in \mathbb{Z}. \end{aligned}$$

- Take the canonical lift of a_i and q_i in $\mathbb{Z}[X]/(P)$ with respect \mathcal{B} .
- Compute $\sigma_r = q_r a_0 + \dots + q_1 a_{r-1} + m_{r-1}$ as a vector in \mathcal{B} .
- Compute the coordinates of a_r and m_r with respect \mathcal{B} :

$$a_j^r = \sigma_j^r \pmod{2} \text{ and } m_j^r = \sigma_j^r(\text{div}2) = \frac{1}{2}(\sigma_j^r - a_j^r). \quad (3.1)$$

The feedback function is $f(s) = (a_1, \dots, a_r, m_{r-1})$ and the output function is $g(x_0, \dots, x_{r-1}, y) = x_0$. The VFCSR generate a vectorial sequence $\underline{a} = (g(s), g(f(s)), g(f^2(s)), \dots) = (a_0, a_1, a_2, \dots)$.

Figure 1 illustrates a VFCSR over $(\mathbb{F}_2, X^2 - X - 1, \mathcal{B})$ called VFCSR-Q in Fibonacci mode.

Analysis: We decompose the output sequence \underline{a} into n components $\underline{a}_j = (a_j^0, a_j^1, \dots)$ and associate to each component its 2-adic expansion $\beta_j = a_j^0 + a_j^1 2 + \dots$ and form a 2-adic vector $\beta = (\beta_j)_j$. The connection integer $q = q_r 2^r + \dots + q_1 2 - 1$ is an element in $\mathbb{Z}[X]/(P)$ and its components with respect \mathcal{B} are $(\tilde{q}_0 - 1, \tilde{q}_1, \dots, \tilde{q}_r)$ where $\tilde{q}_j = q_j^r 2^r + \dots + q_j^1 2$. We call $(\tilde{q}_0, \dots, \tilde{q}_r)$ the connection vector of the VFCSR. Using simple computations, we show that β is a solution of a linear system with integral coefficients represented by an invertible $n \times n$ matrix called the connection matrix of the VFCSR and denoted \mathcal{M} . Note that there is a subtle relation between the transition matrix T used in the conception of a binary Ring mode and the connection matrix \mathcal{M} used in the analysis of a Vectorial FCSR (see Example 1 after Theorem 7).

Theorem 3.1. Consider a VFCSR in Fibonacci mode over $(\mathbb{F}_2, P, \mathcal{B})$ of length r with connection vector $(\tilde{q}_0, \dots, \tilde{q}_{r-1})$, connection integer q and connection matrix \mathcal{M} . Then for any sequence \underline{a} generated by this VFCSR, the associated 2-adic vector β is in $\frac{1}{|\det \mathcal{M}|} \mathbb{Z}^n$ and $|\det \mathcal{M}|$ is odd. \mathcal{M} is the matrix in the canonical basis \mathcal{B} of the linear transformation defined as the multiplication by $-q$ and $\det(\mathcal{M}) = \mathbb{N}(-q) = (-1)^n \mathbb{N}(q)$ where $\mathbb{N} = \mathbb{N}_{\mathbb{Q}}^{\mathbb{Q}[X]/(P)}$ is the norm of the number field $\mathbb{Q}[X]/(P)$ over \mathbb{Q} .

The components sequences \underline{a}_j are all periodic and the periods divide the order of 2 modulo $|\mathbb{N}(q)|$. The period of \underline{a} is the lcm of the periods of the components sequences. We denote $|\mathbb{N}(q)|$ by \tilde{q} and call it the connection norm of the VFCSR. \tilde{q} can be represented as an n -form with arguments $(\tilde{q}_0, \dots, \tilde{q}_{r-1})$. This n -form is determined by the form of the connection matrix. To generate sequences with maximal period, we must generate numbers \tilde{q} such that \tilde{q} is a prime, 2 is a primitive root modulo \tilde{q} and \tilde{q} is represented by the n -form defined by \mathcal{M} . For example, in the case where $n = 2$, \tilde{q} must be represented by the quadratic form $u^2 + uv - v^2$ with $u = \tilde{q}_0 - 1$ and $v = \tilde{q}_1$.

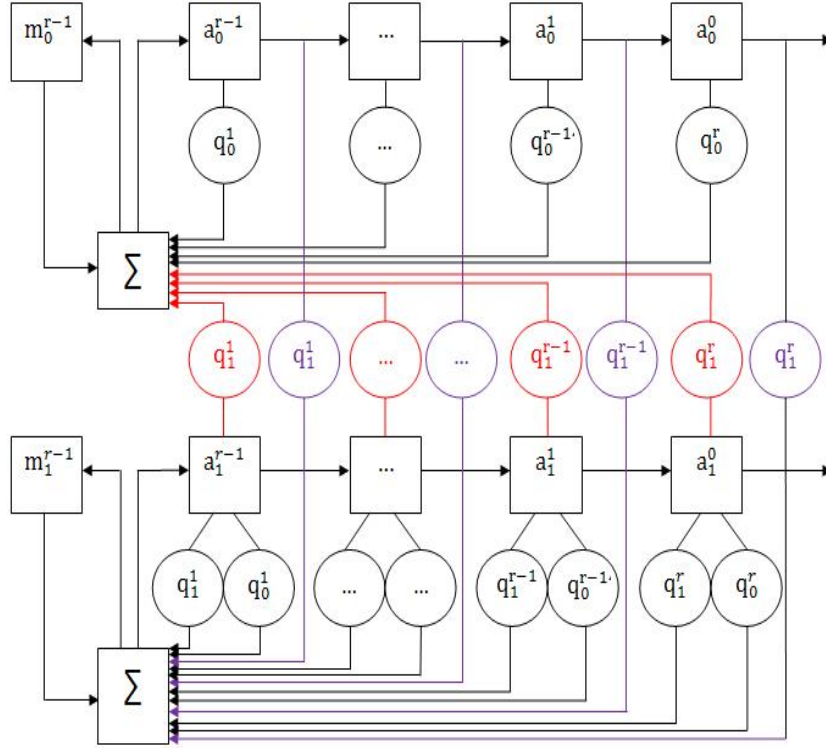


Figure 1: VFCSR-Q in Fibonacci mode.

Pseudorandom Properties of VFCSRs: VFCSRs sequences have good pseudorandom properties. In fact, we have tested VFCSR in the quadratic case ($n = 2$) for several triplets (\tilde{q}, u, v) given in Table 1, using the package NIST STS [3]. This package consists of 15 different statistical tests like perfect balance, good uniform distribution, the Matrix rank, the Maurer test, the compressibility of sequences, etc. . . For the quadratic case, we have two components sequences \underline{a}_0 and \underline{a}_1 which have passed succesful all statistical tests. To read Table 1, l_x is the 2-adic length of x and is the size of the corresponding binary FCSR; and $l_{(x,y)} = \max(l_x, l_y)$ is the size of the corresponding VFCSR-Q.

4 Vectorial FCSR in Galois mode

In [4], we developed the conception of VFCSR in Galois mode, especially the quadratic case called VFCSR-Q (see Fig 2) and we have presented a new stream cipher design based on a filtered quadratic VFCSR automaton and called F-VFCSR-Q. In the following, we briefly describe VFCSR in Galois mode, analyses basic properties. For more details, we refer to [4].

Definition 4.1. A Vectorial FCSR in Galois mode over $(\mathbb{F}_2, P, \mathcal{B})$ of length r with connection coefficients $q_1, \dots, q_r \in \mathbb{F}_2[X]/(P)$ is an automaton whose state is an element $s(t) = (a_0(t), \dots, a_{r-1}(t), m_1(t), \dots, m_r(t))$ where $a_i(t) \in \mathbb{F}_2[X]/(P)$ and $m_i(t) \in \mathbb{Z}[X]/(P)$ and whose state change operation is described as follows:

$l_{\tilde{q}}$	\tilde{q}	$l_{(u,v)}$	u	v	$l_{\tilde{q}}$	\tilde{q}	$l_{(u,v)}$	u	v
4	11	2	3	2	16	101419	8	331	354
4	11	5	31	50	16	109891	8	331	330
10	1259	5	35	34	16	115259	8	339	338
9	829	5	35	44	16	103451	8	339	370
13	8821	6	85	28	16	112181	8	351	380
11	2389	6	85	124	16	121421	8	351	332
12	8179	6	89	86	17	132499	8	373	390
11	3581	6	89	124	17	157141	8	373	316
13	9949	6	95	84	18	389219	9	637	662
12	7621	6	95	108	18	395429	9	651	692
18	411491	9	639	634					
18	424451	9	651	650					
18	428339	9	657	662					
18	443771	9	657	638					
18	467171	9	683	682					
18	481619	9	675	634					
18	502499	9	689	646					
20	1164589	9	1001	204					
20	3932741	10	2001	2036					

Table 1: Some triplets and their length.

- Write elements in the basis \mathcal{B} .

$$\begin{aligned}
\forall 0 \leq i < r, \quad a_i(t) &= a_0^i(t) + a_1^i(t)\bar{X} + \dots + a_{n-1}^i(t)\bar{X}^{n-1} && \text{where } a_j^i(t) \in \{0, 1\}, \\
\forall 1 \leq i \leq r, \quad q_i &= q_0^i + q_1^i\bar{X} + \dots + q_{n-1}^i\bar{X}^{n-1} && \text{where } q_j^i \in \{0, 1\}, \\
\forall 1 \leq i \leq r, \quad m_i(t) &= m_0^i(t) + m_1^i(t)\bar{X} + \dots + m_{n-1}^i(t)\bar{X}^{n-1} && \text{where } m_j^i(t) \in \mathbb{Z}.
\end{aligned} \tag{4.1}$$

- Take the canonical lift of the collection of $a_i(t)$ and q_i in $\mathbb{Z}[X]/(P)$ with respect \mathcal{B} .
- Compute $\sigma_i(t+1) = q_{i+1}a_0(t) + a_{i+1}(t) + m_{i+1}(t)$ as a vector in \mathcal{B} .
- Compute the coordinates of $a_i(t+1)$ and $m_{i+1}(t+1)$ wrt \mathcal{B} :

$$\begin{aligned}
a_i^i(t+1) &= \sigma_i^i(t+1) \pmod{2} \text{ and} \\
m_i^i(t+1) &= \frac{1}{2}(\sigma_i^i(t+1) - a_i^i(t+1)).
\end{aligned} \tag{4.2}$$

$s(0)$ is the initial state, the feedback function is $f(s(t)) = s(t+1)$ and the output function is $g(s) = g(x_0, \dots, x_{r-1}, y_1, \dots, y_r) = (g_0(s), \dots, g_{r-1}(s)) = (x_0, \dots, x_{r-1})$. The Galois VFCSR generates r vectorial infinite output sequences, for all $0 \leq i \leq r-1$:

$$\underline{a}^i = (g_i(s(0)), g_i \circ f(s(0)), g_i \circ f^2(s(0)), \dots) = (a_i(0), a_i(1), a_i(2), \dots).$$

Analysis: We use the same method as in the Fibonacci case except that we study r output vectorial sequences. Each vectorial output sequence \underline{a}^i corresponds to n binary sequences $\underline{a}_j^i = (a_j^i(0), a_j^i(1), \dots)$. Let $\beta_j^i = a_j^i(0) + a_j^i(1)2 + \dots$ be the 2-adic expansion of \underline{a}_j^i and β a 2-adic

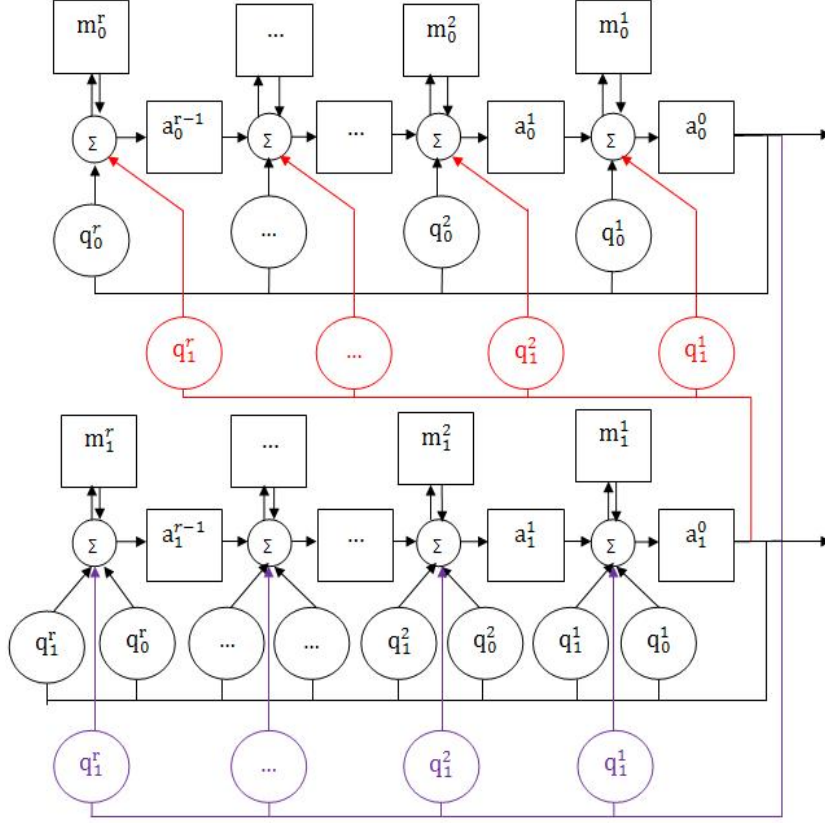


Figure 2: VFCSR-Q in Galois mode.

vector associated to a vectorial sequence \underline{a} both of length nr . Simple computations shows that β satisfies a linear system with integral coefficients. This system is represented by an invertible $rn \times rn$ matrix called *the connection matrix of the Galois VFCSR* also denoted \mathcal{M} . \mathcal{M} is equal to the identity matrix minus a matrix with even coefficients.

$$\mathcal{M} = \left(\begin{array}{ccc|cc} 1 - * & \cdots & * & -2 & (0) \\ \vdots & \ddots & \vdots & & -2 \\ * & \cdots & 1 - * & (0) & \ddots \\ * & \cdots & * & 1 & (0) \\ \vdots & & \vdots & & 1 \\ * & \cdots & * & (0) & \ddots \end{array} \right) \quad (4.3)$$

Theorem 4.1. *Consider a VFCSR in Galois mode over $(\mathbb{F}_2, P, \mathcal{B})$ of length r with connection integer q and connection matrix \mathcal{M} . Then for any sequence \underline{a} generated by this VFCSR, the associated 2-adic vector β is in $\frac{1}{|\det \mathcal{M}|} \mathbb{Z}^{nr}$, $|\det \mathcal{M}|$ is odd and $\det(\mathcal{M}) = \mathbb{N}(-q)$.*

VFCSR in Galois mode have the same properties of VFCSRs in Fibonacci mode : periodicity, existence of l -sequences etc. . . Figure 2 illustrates VFCSR-Q in Galois mode. We have taken the

$\tilde{q} =$	3974140296190695420616004753553979604200521434082 082527268932790276172312852637472641991806538949
$u =$	1993524591318275015328041611344215036460140087963
$v =$	1993524591318275015328041611344215036460140087860

Table 2: Example of triplet connection in Galois mode

quadratic case $n = 2$ (VFCSR-Q) and the triplet connection in Table 2 to design a cryptographic random generator. For more detail see [4].

5 Vectorial FCSR in Ring mode

Definition 5.1 (VFCSR). *A Vectorial Feedback with Carry Register over $(\mathbb{F}_2, P, \mathcal{B})$ of length r with $r \times r$ transition matrix $T = (t_{i,j})$ and coefficients in $\mathbb{F}_2[X]/(P)$ is an automaton whose state is a pair $(a(t), m(t))$ where $a(t) = (a_0(t), \dots, a_{r-1}(t)) \in (\mathbb{F}_2[X]/(P))^r$ and $m(t) = (m_1(t), \dots, m_r(t)) \in (\mathbb{Z}[X]/(P))^r$; and whose operation state change is given by:*

- Write the collection of $a_i(t)$, $m_i(t)$ and $t_{i,j}$ in the basis \mathcal{B} .
- Take the canonical lift of the collection of $a_i(t)$ and of $t_{i,j}$ in $\mathbb{Z}[X]/(P)$ with respect \mathcal{B} .
- Write $a(t)$ and $m(t)$ as vectors of dimension nr

$$\begin{aligned} a(t) &= (a_0^0(t), \dots, a_{n-1}^0(t), \dots, a_0^{r-1}(t), \dots, a_{n-1}^{r-1}(t)) \\ m(t) &= (m_0^1(t), \dots, m_{n-1}^1(t), \dots, m_0^r(t), \dots, m_{n-1}^r(t)). \end{aligned} \quad (5.1)$$

- Replace the multiplication $a_i(t)t_{i,j}$ in (2.1) by the "vectorial" multiplication \otimes in (5.2) and where $M_{t_{i,j}}$ is the matrix in the canonical basis \mathcal{B} of the linear transformation defined by the multiplication by $t_{i,j}$.

$$a_i(t)t_{i,j} = (a_0^i(t), \dots, a_{n-1}^i(t)) \otimes M_{t_{i,j}} \quad (5.2)$$

- From the blocks $M_{t_{i,j}}$, consider the big $rn \times rn$ matrix $\mathcal{T} = (M_{t_{i,j}})_{i,j}$ with coefficients in \mathbb{Z} .
- Write the addition with $m(t)$ in (2.1) as a vectorial addition \oplus with the components of $m(t)$ in (5.1) and compute $a(t) \otimes \mathcal{T} \oplus m(t)$.
- Apply $\bmod 2$ and $\text{div}2$ componentwise in this equation.

The Ring mode for VFCSR is the case where $t_{i+1,i} = 1$ for all i .

Theorem 5.1. *Consider a VFCSR. For all $0 \leq i \leq r-1$ and $0 \leq j \leq n-1$, the output sequence $(a_j^i(0), a_j^i(1), \dots)$ is associated to a rational number $\frac{p_{i,j}}{q}$ where $\tilde{q} = \det(I_{rn} - 2\mathcal{T})$.*

Example 1: FCSR and VFCSR in Fibonacci and Galois mode. VFCSR in these both modes can be represented respectively by the following F and G

$$F = \begin{pmatrix} 0 & \dots & 0 & M_{q_r} \\ I_n & \dots & 0 & M_{q_{r-1}} \\ \vdots & \ddots & \vdots & \vdots \\ 0 & \dots & I_n & M_{q_1} \end{pmatrix} \text{ and } G = \begin{pmatrix} M_{q_1} & \dots & M_{q_{r-1}} & M_{q_r} \\ I_n & \dots & 0 & 0 \\ \vdots & \ddots & \vdots & \vdots \\ 0 & \dots & I_n & 0 \end{pmatrix}, \quad (5.3)$$

where I_n is the identity matrix of dimension n , 0 is the zero matrix and M_{q_i} is the matrix of the linear transformation in \mathcal{B} defined as the multiplication by q_i . Using linear transformations on lines, we show that $I_{nr} - 2F$ can be reduced to a 2×2 lower triangular block-matrix with the connection matrix \mathcal{M} in the Fibonacci case and the identity $I_{n(r-1)}$ on the diagonal. The connection matrix of Galois VFCSR in (4.3) is $I_{rn} - 2G^t$ where G^t is the transpose of G . For binary FCSR in Ring mode, $M_{q_i} = q_i$.

Example 2: VFQR-Q of size 2. a VFQR-Q is a VFCSR over $(\mathbb{F}_2, X^2 - X - 1, \mathcal{B})$. For $r = 2$, the register can be represented by two registers: the main register and the carry register. Each register can be decomposed into two modules of two cells or two carries (see Fig 3). The

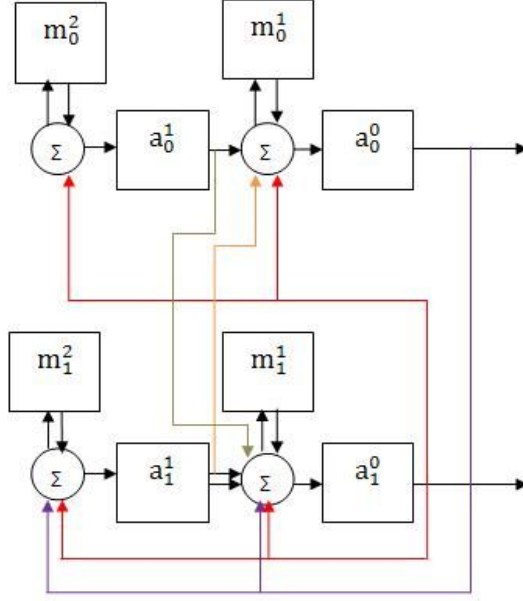


Figure 3: Vectorial Feedback with Carry for $\tilde{q} = 61$.

transition matrix \mathcal{T} is of the form (5.4) and the computations are given by (5.5)

$$\mathcal{T} = \begin{pmatrix} t_0^{1,1} & t_1^{1,1} & t_0^{1,2} & t_0^{1,2} \\ t_1^{1,1} & t_0^{1,1} + t_1^{1,1} & t_1^{1,2} & t_0^{1,2} + t_1^{1,2} \\ t_0^{2,1} & t_1^{2,1} & t_0^{2,2} & t_1^{2,2} \\ t_1^{2,1} & t_0^{2,1} + t_1^{2,1} & t_1^{2,2} & t_0^{2,2} + t_1^{2,2} \end{pmatrix} \quad (5.4)$$

$$(a_0^0(t), a_1^0(t), a_0^1(t), a_1^1(t)) \otimes \mathcal{T} \oplus (m_0^1(t), m_1^1(t), m_0^2(t), m_1^2(t)). \quad (5.5)$$

We can build 2^{nr^2} distinct VFQRs over \mathbb{F}_{2^n} of size r . Among all binary FCR of size 4, the maximal period is 60 and there is a VFQR-Q of size 2 generating a sequence with this period (see Table 3). For example, with the transition matrix T below which corresponds to the transition matrix \mathcal{T} (5.6), we can generate two vectorial sequences with period $\text{ord}_{\tilde{q}}(2) = 60$ where $\tilde{q} = |\det(I - 2\mathcal{T}_0)| = 61$. We have loading initial state $(a_0, a_1, m_1, m_2) = (1 + \bar{X}, 1, 0, \bar{X})$ and output

the sequence of Table 4.

$$T = \begin{pmatrix} \bar{X} & \bar{X} \\ 1 + \bar{X} & 0 \end{pmatrix}, \quad \mathcal{T} = \begin{pmatrix} 0 & 1 & 0 & 1 \\ 1 & 1 & 1 & 1 \\ 1 & 1 & 0 & 0 \\ 1 & 2 & 0 & 0 \end{pmatrix} \quad (5.6)$$

Registers	differents models	values $\tilde{q} = \det(I - 2T) $	maximal period $\text{ord}_{\tilde{q}}(2) = \tilde{q} - 1$
binary FCR of size 2	2^4	1,3,5	2,4
binary FCR of size 4	2^{16}	1,3,5,7,9,⋯,59,61,63, 69,75,77,81,87,91,99,135	2,4,10,12,18, 28,36,52,58,60
VFCR-Q in Fib. and Gal. of size 2	2^4	1,5,9,11,19,25,29 ,31,41	4,10,18,28
VFCR-Q of size 2	2^8	1,5,9,11,19,25,29, 31,41,45,49,55,61,99	4,10,18,28,60

Table 3: Comparison of maximal periods of FCR of size 2, 4 and VFCR-Q of size 2.

a_0^0	1 0 0 0 1 1 1 0 1 0 0 1 0 0 1 1 0 0 0 0 1 0 0 0 0 0 1 1 0 1 0 1 1 1 0 0 0 1 0 1 1 0 1 1 0 0 0 1 0 1 1 0 1 1 0 0
a_1^0	1 1 1 0 1 1 1 1 1 0 0 1 0 1 0 0 0 1 1 1 0 1 0 0 1 0 0 1 1 0 0 0 0 1 0 0 0 0 0 1 1 0 1 0 1 1 1
a_0^1	1 1 1 1 0 1 1 1 1 1 0 0 1 0 1 0 0 0 1 1 1 0 1 0 0 1 0 0 1 1 0 0 0 0 1 0 0 0 0 0 1 1 0 1 0 1
a_1^1	0 1 0 0 1 0 1 1 0 1 1 0 0 1 1 1 1 0 1 1 1 1 0 0 1 0 1 0 0 0 1 1 1 0 1 0 0 1 0 0 1 1 0 0 1 1 0 0 0
a_0^0	1 1 1 1 0 1 1 1 1 1 0 0 1 0 1 0 0 0 1 1 1 0 1 0 0 1 0 0 1 1 0 0 0 0 1 0 0 0 0 0 1 1 0 1 0 1
a_1^0	1 0 0 0 1 0 1 1 0 1 1 0 0 1 1 1 1 0 1 1 1 1 0 0 1 0 1 0 0 0 1 1 1 0 1 0 0 1 0 0 1 1 0 0 0
a_0^1	1 1 0 0 0 1 0 1 1 0 1 1 0 0 1 1 1 1 0 1 1 1 1 0 0 1 0 1 0 0 0 1 1 1 0 1 0 0 1 0 0 1 1 0 0
a_1^1	0 1 0 0 0 0 0 1 1 0 1 0 1 1 1 0 0 0 1 0 1 1 0 1 1 0 0 1 1 1 1 0 1 1 1 1 1 0 0 1 0 1 0 0 0 1

Table 4: Example of VFCR-Q sequence of period 60.

6 Vectorial memory requirements

It's important to describe the memory behavior when the register runs. Concretely, each cell has a determined number of connections (with other cells of the main register) over the connection to the memory cell corresponding (see figure 4). It exists a range of values stable for the memory.

Theorem 6.1. *Consider a VFCR with vectorial transition matrix \mathcal{T} . Call \mathcal{C}_j^i the $(i + j)$ -th column of \mathcal{T} and w_j^i the sum of its coefficients. Let $(a(t), m(t))$ the state of the t -th step of the register. The coordinates of the next state are given by the following recursive relation: $a(t) \cdot \mathcal{C}_j^i + m_j^i(t) = a_j^i(t + 1) + 2m_j^i(t + 1)$. If $m_j^i(t) \in [0, w_j^i[$, then $m_j^i(t + 1) \in [0, w_j^i[$.*

For example, with the transition matrix \mathcal{T} (5.6) and the initial state $(1 + \bar{X}, 1, 0, \bar{X})$, we obtain these following values for the memories: For example, with the vectorial transition matrix \mathcal{T} (5.6) and the initial state $(1 + \bar{X}, 1, 0, \bar{X})$, we obtain the memory values of the Table 5 and we can see that m_0^0 returns and remains in the interval $[0, w_0^0[$, m_1^0 in $[0, w_1^0[$, m_0^1 in $[0, w_0^1[$ and m_1^1 in $[0, w_1^1[$ where $w_0^0 = 3$, $w_1^0 = 5$, $w_0^1 = 1$ and $w_1^1 = 2$.

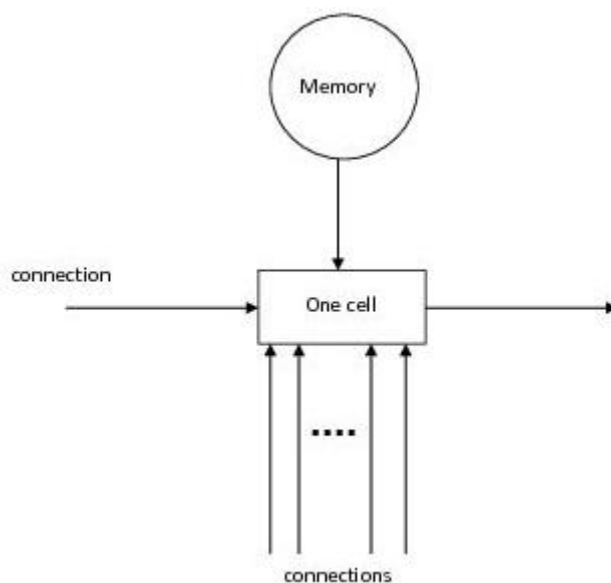


Figure 4: Representation of cell and its connections.

m_0^0	0 1 2 2 1 1 1 2 2 2 2 1 1 1 1 1 1 1 1 2 2 2 2 2 1 1 1 0 1 1 1 0 0 0 1 1 1 1 0 0 0 0 1 1 1 1 1 ...
m_1^0	0 1 2 2 1 2 2 3 3 3 3 2 2 1 2 3 3 2 1 2 3 3 3 3 1 1 2 1 2 2 2 1 2 2 3 2 2 1 1 1 1 2 2 3 2 ...
m_0^1	0 ...
m_1^1	1 1 1 1 0 1 1 1 1 1 0 0 1 0 0 0 0 0 0 0 0 0 0 0 0 0 0 0 0 0 0 0 1 1 1 0 0 0 1 0 0 0 0 0 1 1 0 1 1 ...

Table 5: Memory values.

7 Conclusion

We extended the notion of VFCSR to the notion of VFCDR which are defined by an arbitrary transition matrix. This allows to vary the model register playing with the connections and to construct FCDR over \mathbb{F}_2^n . On the other hand, VFCDR structure allowed to extract n bytes every time the generator is clocked, it is more efficient than the classical FCDR. Moreover, we can obtain maximal periods greater than those of the classical models called Fibonacci, Galois or Ring.

References

- [1] G. Mrugalski, J. Rajski, and J. Tyszer, Ring generators - new devices for embedded test applications, *IEEE Trans. on CAD of Integrated Circuits and Systems* 23(9) (2004), 1306-1320. 267
- [2] F. Arnault, T. Berger, C. Lauradoux, M. Minier, and B. Pousse, A New Approach to FCDRs, In *Selected Areas in Cryptography - SAC 2009*, Sep. 13, 2009, Calgary, Canada, col. LNCS, vol. 5867, pp. 433-448

- [3] A. Marjane and B. Allailou: Vectorial Conception of FCSR, SETA 2010, in LNCS, vol. 6338, Springer Verlag (September 2010), pp. 240–252.
- [4] B. Allailou, A. Marjane and A. Mokrane: Design of a Novel Pseudo-Random Generator Based on Vectorial FCSRs, WISA 2010, in LNCS, 6513, Springer Verlag, pp. 76-91.
- [5] Mark Goresky, Andrew Klapper: Algebraic Shift Register Sequences. <http://www.cs.uky.edu/~klapper/algebraic.html> (2009)
- [6] M. Goresky and A. Klapper: 2-adic shift registers, Proceedings, Fast Software Encryption LNCS, vol. 809, Springer Verlag, 1994. pp. 174-178.
- [7] M. Goresky and A. Klapper: Feedback shift registers, combiners with memory, and 2-adic span, *Journal of Cryptology*, 10 (1997), 111-147.
- [8] Andrew Klapper: Feedback with Carry Shift Registers over Finite Fields (extended abstract). FSE 1994: 170-178.
- [9] A. Klapper and M. Goresky: Fibonacci and Galois Representations of Feedback-With-Carry Shift Registers, *IEEE transactions on information theory*, Vol. 48, No. 11, November 2002.