

The Bar and Spiral Structure Legacy (BeSSeL) Survey: Mapping the Milky Way with VLBI Astrometry

Andreas Brunthaler^{1,*}, Mark J. Reid², Karl M. Menten¹, Xing-Wu Zheng³, Anna Bartkiewicz⁴, Yoon K. Choi¹, Tom Dame², Kazuya Hachisuka⁵, Katharina Immer^{1,2}, George Moellenbrock⁶, Luca Moscadelli⁷, Kazi L.J. Rygl^{1,8}, Alberto Sanna¹, Mayumi Sato⁹, Yuanwei Wu¹⁰, Ye Xu¹⁰, and Bo Zhang¹

¹ Max-Planck-Institut für Radioastronomie, Auf dem Hügel 69, 53121 Bonn, Germany

² Harvard-Smithsonian Center for Astrophysics, 60 Garden Street, Cambridge, MA 02138, USA

³ Department of Astronomy, Nanjing University, Nanjing 210093, China

⁴ Torun Centre for Astronomy, Nicolaus Copernicus University, Gagarina 11, 87-100 Torun, Poland

⁵ Shanghai Astronomical Observatory, 80 Nandan Road, Shanghai, China

⁶ National Radio Astronomy Observatory, Socorro, NM, USA

⁷ INAF, Osservatorio Astrofisico di Arcetri, Largo E. Fermi 5, 50125 Firenze, Italy

⁸ Istituto di Fisica dello Spazio Interplanetario (IFSI-INAf), Via del Fosso del Cavaliere 100, 00133 Roma, Italy

⁹ Department of Astronomy, Graduate School of Science, The University of Tokyo, Tokyo 113 0033, Japan

¹⁰ Purple Mountain Observatory, Chinese Academy of Sciences, Nanjing 210093, China

Received 28 Feb 2011

Published online later

Key words Galaxy: fundamental parameters – Galaxy: kinematics and dynamics – Galaxy: structure – astrometry

Astrometric Very Long Baseline Interferometry (VLBI) observations of maser sources in the Milky Way are used to map the spiral structure of our Galaxy and to determine fundamental parameters such as the rotation velocity (Θ_0) and curve and the distance to the Galactic center (R_0). Here, we present an update on our first results, implementing a recent change in the knowledge about the Solar motion. It seems unavoidable that the IAU recommended values for R_0 and Θ_0 need a substantial revision. In particular the combination of 8.5 kpc and 220 km s⁻¹ can be ruled out with high confidence. Combining the maser data with the distance to the Galactic center from stellar orbits and the proper motion of Sgr A* gives best values of $R_0 = 8.3 \pm 0.23$ kpc and $\Theta_0 = 239$ or 246 ± 7 km s⁻¹, for Solar motions of $V_\odot = 12.23$ and 5.25 km s⁻¹, respectively. Finally, we give an outlook to future observations in the Bar and Spiral Structure Legacy (BeSSeL) Survey.

© 2010 WILEY-VCH Verlag GmbH & Co. KGaA, Weinheim

1 Introduction

The Milky Way is a barred spiral galaxy, as seen from observations of CO and HI gas (e.g. Burton 1988; Dame et al. 2001), and star counts (e.g. Benjamin et al. 2005). However, our location in the Galaxy makes it difficult to determine the number and positions of spiral arms, the length and position of the central bar, and the rotation curve. As a result, even the most fundamental parameters of the Milky Way, such as the distance to the Galactic center R_0 and the rotation speed Θ_0 are still not known with high accuracy. However, these values are not only important for Galactic astronomy, but also for a wide range of different fields. This includes the interpretation of the proper motions of the Magellanic Clouds (Besla et al. 2010; Diaz & Bekki 2011; Peebles 2010; Ružička et al. 2010; Shattow & Loeb 2009) and galaxies in the Andromeda subgroup (Brunthaler et al. 2005, 2007; van der Marel & Guhathakurta 2008), the motion of the Sun relative to the cosmic microwave back-

ground (e.g. Loeb & Narayan 2008), and even on the interpretation of dark matter direct detection experiments (Foot 2010; McCabe 2010).

In recent years, many large scale surveys have covered the Galactic Plane in all wave bands from radio to gamma rays. However, almost all of these surveys are all only two dimensional, and using them to construct a three dimensional model of the Milky Way is not trivial, mainly due to large uncertainties in distance measurements (Georgelin & Georgelin 1976; Hou et al. 2009). These also affect the interpretation of these surveys since most astrophysical quantities, such as linear size, mass, and luminosities, strongly depend on the distance to the object.

2 Galactic distances

In Galactic astronomy, the *kinematic distance* is very commonly used. Here, a distance is deduced from a measured line-of-sight velocity, a rotation model of Milky Way, and the assumption that the object has no peculiar motion. Apart from a distance ambiguity in the inner Galaxy (near and far

* Corresponding author: e-mail: brunthal@mpifr-bonn.mpg.de

kinematic distance), errors in the rotation model and peculiar motions can lead to very large errors in the kinematic distance. One extreme example is the star forming region G9.62+0.20. It is located at a distance 5.2 ± 0.6 kpc (Sanna et al. 2009), while the near and far kinematic distances place the source at 0.5 and 16 kpc, respectively. This source shows a very large peculiar motion which may be induced by the central bar and is responsible for the large error in the kinematic distance.

Certainly, the trigonometric parallax is the most fundamental method, since it is based on pure geometry without any astrophysical assumptions except the well known orbit of the Earth about the Sun. However, the measurement of an accurate trigonometric parallax requires extremely high astrometric precision. Friedrich Wilhelm Bessel was able to measure the first stellar parallax of the star 61 Cygni (Bessel 1838a,b). A huge step forward came with the ESA's Hipparcos satellite (Perryman et al. 1997). It provided astrometric accuracies of the order of 1 milliarcsecond, which allows distance estimates in the Solar neighborhood out to 100 pc with 10% accuracy, i.e. a very small portion of the Milky Way. Following the footsteps of Hipparcos, ESA's new Gaia mission (Perryman et al. 2001) will be launched in late 2012 to provide astrometry of up to 1 billion stars in the Milky Way with parallax accuracies up to $7 \mu\text{as}$ if it achieves specifications, a factor 100 better than Hipparcos. Although Gaia will revolutionize our view of the Milky Way, the strong extinction by gas and dust in the Galactic plane and in particular the spiral arms will prevent Gaia from making significant progress on the spiral structure of the Milky Way. Since radio waves are not affected by interstellar extinction, radio astronomy can come to the rescue and fill the gaps.

3 VLBI Astrometry

Recently developed calibration techniques for Very Long Baseline Interferometry (VLBI) have improved the accuracy of astrometric VLBI observations significantly. When these techniques are applied to VLBI networks like the NRAO Very Long Baseline Array (VLBA) in the US, the European VLBI Network (EVN) in Europe and China, or the VLBI Exploration of Radio Astrometry (VERA) array in Japan, it is now possible to measure parallaxes of radio sources with accuracies of the order of $10 \mu\text{as}$, comparable to the expected accuracy of Gaia.

Possible target objects for VLBI astrometry are either radio continuum sources or strong maser emission. Most radio stars are relatively weak, and the sensitivity of current instruments limits the detection to sources within a few hundred parsec (e.g. Loinard et al. 2007; Menten et al. 2007; Torres et al. 2007). However, sensitivity upgrades of existing VLBI instruments (e.g. Ulvestad et al. 2010) and eventually the Square Kilometer Array (Fomalont & Reid 2004) will extend the accessible range to even weaker and more distant sources.

Source	Parallax [μas]	Reference
W3(OH)	512 ± 10	Xu et al. (2006)
Orion Nebula	2425 ± 35	Menten et al. (2007)
S 269	189 ± 16	Honma et al. (2007)
VY CMa	876 ± 76	Choi et al. (2008)
NGC 281	355 ± 30	Sato et al. (2008)
S 252	476 ± 6	Reid et al. (2009a)
G232.6+1.0	596 ± 35	Reid et al. (2009a)
Cep A	1430 ± 80	Moscadelli et al. (2009)
NGC 7538	378 ± 17	Moscadelli et al. (2009)
W51 IRS2	195 ± 71	Xu et al. (2009)
G59.7+0.1	463 ± 20	Xu et al. (2009)
G35.2-0.7	456 ± 45	Zhang et al. (2009)
G35.2-1.7	306 ± 45	Zhang et al. (2009)
G23.0-0.4	218 ± 17	Brunthaler et al. (2009)
G23.4-0.2	170 ± 32	Brunthaler et al. (2009)
G23.6-0.1	313 ± 39	Bartkiewicz et al. (2008)
WB 89-437	167 ± 6	Hachisuka et al. (2009)
IRAS00420+5530	470 ± 20	Moellenbrock et al. (2009)

Table 1 List of 18 sources which were used to fit a new model of the Galaxy in Reid et al. (2009b).

Molecules with maser lines suitable for astrometry are hydroxyl (OH), methanol (CH_3OH), water (H_2O), and silicon monoxide (SiO). Since OH masers at a low frequency of 1.6 GHz are strongly affected by interstellar scattering and ionospheric effects, they are not the optimal targets for VLBI astrometry. SiO masers at 43 GHz are less affected by scattering and the ionosphere, but these observations are more vulnerable to tropospheric phase errors and require excellent weather conditions. Nevertheless, both masers have been used to measure accurate distances to evolved stars (e.g. Choi et al. 2008; van Langevelde et al. 2000).

The most suitable targets are methanol (6.7 and 12.2 GHz) and water (22 GHz) masers. They are very strong and are found in high mass star forming regions (HMS-FRs) mainly in the spiral arms of the Galaxy. The catalog of 6.7 GHz methanol masers by Pestalozzi et al. (2005) lists more than 500 sources, and many more were found recently with Arecibo (Pandian et al. 2007), Effelsberg (Xu et al. 2008), and in particular in the methanol multi beam survey on the Parkes telescope (Caswell et al. 2010; Green et al. 2010). Water masers can be even stronger and Valdetarro et al. (2001) list more than 1000 sources in the Galaxy.

Parallaxes using the 6.7 GHz methanol transition have been reported so far only with the EVN (Rygl et al. 2010a,b), while the VLBA can currently observe only the 12.2 GHz methanol and 22 GHz water maser lines. One example is the distance to W3(OH), a high mass star forming region in the Perseus spiral arm of the Milky Way. Two independent parallax measurements with the VLBA of bright methanol (Xu et al. 2006) and water (Hachisuka et al. 2006) masers yielded consistent distance estimates of 1.95 ± 0.04 and 2.04 ± 0.07 kpc.

Another example that demonstrates the high quality of VLBI parallax measurements is the Orion Nebula. Four

independent measurements with two different instruments give, within their joint errors, consistent results. Sandstrom et al. (2007) observed one radio star with the VLBA and obtained a distance of 389^{+24}_{-21} pc, while Hirota et al. (2007) used VERA to measure the parallax of water masers in the nebula (437 ± 19 pc). The most accurate measurements of 414 ± 7 pc (Menten et al. 2007, VLBA, 4 radio stars) and 418 ± 6 pc (Kim et al. 2008, VERA, SiO maser) also agree with each other and with the modeling of the orbit of the binary Θ^1 Ori C from near-infrared interferometry (Kraus et al. 2007, 434 ± 12 pc).

4 A new model for the Milky Way

4.1 Measurements so far

In Reid et al. (2009b), we used 18 sources, with published parallaxes at that time (see Table 1 and Fig. 1), to analyze the spiral structure and the rotation of the Milky Way. We were already able to locate the Local arm and the Perseus spiral arm from Galactic longitudes $l = 122^\circ - 190^\circ$. The measured pitch angle of the Perseus spiral arm of $16^\circ \pm 3^\circ$ favors four rather than two spiral arms for the Galaxy. Furthermore, we find that most of the HMSFRs are closer than their kinematic distance. Note that the same data set has been also analyzed by Bovy et al. (2009), McMillan & Binney (2010), and Bobylev & Bajkova (2010).

4.2 Solar Motion

Astrometric observations not only yield the distance but also the proper motion of a source. Together with the known position and line-of-sight velocity, this gives the full 6 dimensional phase space information for the observed sources. However, all measurements are heliocentric. Therefore, the peculiar motion of the Sun relative to the LSR is needed to convert the measured heliocentric into Galactocentric motions. For over a decade, the values of $U_\odot = 10.00 \pm 0.36$, $V_\odot = 5.25 \pm 0.62$, and $W_\odot = 7.17 \pm 0.38$ km s $^{-1}$ for the peculiar motion of the Sun derived from Hipparcos data by Dehnen & Binney (1998) have been widely used. When using this Solar motion, we find that the HMSFRs rotate on average 15 km s $^{-1}$ slower than the Milky Way (Reid et al. 2009b).

This controversial result has sparked new interest in the Solar motion and Binney (2010) argues that this slower rotation is partly induced by an erroneous value of V_\odot . Mignard (2000) and Piskunov et al. (2006) already favored a significantly higher value of V_\odot , in the range of ~ 12 km s $^{-1}$. This higher value, which is similar to the pre-Hipparcos value (e.g. Mihalas & Binney 1981), has been also found in a number of recent studies (Coşkunoğlu et al. 2011; Francis & Anderson 2009; Schönrich et al. 2010), while the values of U_\odot and W_\odot have not changed considerably (see also Fuchs et al. 2009). Although the issue of the V_\odot component of the




Fig. 1 Artist conception of the Milky Way (R. Hurt: NASA/JPL-Caltech/SSC) with the positions of the 18 sources from Table 1. Sources in blue are 12.2 GHz methanol masers measured with the VLBA, while the green circles indicate H₂O masers observed with the VLBA or VERA and the Orion Nebula. The red symbols mark the position of the Galactic center and the Sun. Error bars are shown for all sources, but smaller than the symbol size for most sources (taken from Reid et al. 2009b).

Solar motion is probably still not solved, it seems likely that the value of V_\odot is probably closer to 12 km s $^{-1}$ than to 5 km s $^{-1}$.

4.3 Revised values

The analysis in Reid et al. (2009b) was based on the old Hipparcos value of the Solar motion from Dehnen & Binney (1998). Here we give an update using the new values of Schönrich et al. (2010), which are $U_\odot = 11.10 \pm 1.2$, $V_\odot = 12.24 \pm 2.1$, and $W_\odot = 7.25 \pm 0.6$ km s $^{-1}$. Using this value, the HMSFRs rotate $\sim 8 \pm 2$ km s $^{-1}$ slower than the Milky Way. By fitting our measurements to a model of the Galaxy, we can also estimate the distance to the Galactic center R_0 and the circular rotation speed Θ_0 . Assuming a flat rotation curve, we get values of $R_0 = 8.4 \pm 0.6$ kpc and $\Theta_0 = 247 \pm 16$ km s $^{-1}$. A similar analysis allowing for different rotation curves yields results in the range of $R_0 = 7.9 - 9$ kpc and $\Theta_0 = 223 - 280$ km s $^{-1}$. However, the ratio of these two values is much better constrained with a value of $\Theta_0/R_0 = 29.4 \pm 0.9$ km s $^{-1}$ kpc $^{-1}$. Clearly, the number of sources is currently not large enough to constrain different rotation curves.

The slower average rotation of the HMSFRs together with the higher overall rotation of the Milky Way also explains why most of the kinematic distances are larger than

the true distances. A description that takes into account these two effects and gives (in general) more accurate kinematic distances, and a more realistic distance uncertainty estimate is also presented in Reid et al. (2009b). It should be noted, however, that these revised kinematic distances can be still unreliable, because sources may have very large peculiar motions.

4.4 Independent measurements of R_0 and Θ_0/R_0

The distance to the Galactic center R_0 has been the target of numerous investigations over the last decades (see Reid 1993, for a review). Most measurements in the range between 7.5 and 8.5 kpc and direct geometric distance estimates are rare. The accurate determination of stellar orbits in the Galactic center yields now consistent values from two groups of 8.4 ± 0.4 kpc (Ghez et al. 2008) and 8.33 ± 0.35 kpc (Gillessen et al. 2009). A trigonometric parallax to water masers in Sgr B2, a star forming region located within 150 pc from the Galactic center, also yields a consistent value of $R_0 = 7.9^{+0.8}_{-0.7}$ kpc, but with a larger uncertainty (Reid et al. 2009c). Further observations of the water masers in Sgr B2 will improve the accuracy to a value comparable or even better than from the stellar orbits.

The ratio of Θ_0 and R_0 is known with better than 1% accuracy from the proper motion of Sgr A* (Reid & Brunthaler 2004). This motion in the Galactic plane of 6.379 ± 0.026 mas yr⁻¹ is a combination of Galactic rotation and Solar motion, and corresponds to a value for $(\Theta_0 + V_\odot)/R_0$ of 30.24 km s⁻¹ kpc⁻¹. Using the Solar motion from Schönrich et al. (2010), and assuming the distance of 8.4 kpc, yields a value of $\Theta_0/R_0 = 28.79 \pm 0.26$ km s⁻¹ kpc⁻¹, where the uncertainty is dominated by the uncertainty in the Solar motion. This value depends only weakly on the assumed R_0 (in the correction of the Solar motion), and does not change by more than 0.7%, even for extreme values of R_0 of 7.5 or 9.5 kpc. This value is perfectly consistent with our results from the independent maser parallaxes but significantly larger ($>11 \sigma$) than the IAU value of 25.88 from the combination of $R_0 = 8.5$ kpc and $\Theta_0 = 220$ km s⁻¹. Hence, one requires an R_0 of less than 7.7 kpc to have a rotation velocity of 220 km s⁻¹.

4.5 Conclusion and best values for R_0 and Θ_0

The measured maser parallaxes, and the combination of the stellar orbits with the proper motion of Sgr A* provide independent and consistent evidence for a higher rotation velocity of the Milky Way. Therefore, it seems unavoidable that the IAU recommended values for R_0 and Θ_0 need a substantial revision. In particular the combination of 8.5 kpc and 220 km s⁻¹ can be ruled out with high confidence.

The weighted average of the four direct measurements for R_0 of 8.4 ± 0.4 kpc (Ghez et al. 2008), 8.33 ± 0.35 kpc (Gillessen et al. 2009), $7.9^{+0.8}_{-0.7}$ kpc (Reid et al. 2009c), and 8.4 ± 0.6 kpc Reid et al. (2009b) gives best value of

$$R_0 = 8.3 \pm 0.23 \text{ kpc.}$$


This translates then into a rotation speed of

$$\begin{aligned} \Theta_0 &= \Theta_0/R_0 \times R_0 = 28.79 \text{ km s}^{-1} \text{ kpc}^{-1} \times 8.3 \text{ kpc} \\ &= 239 \pm 7 \text{ km s}^{-1}. \end{aligned}$$

These values are almost identical to values presented by McMillan (2011) and marginally consistent with the rotation speed of 224 ± 13 km s⁻¹ provided by Koposov et al. (2010) from modelling the stellar stream GD-1. For the old Solar motion of $V_\odot = 5.25$ km s⁻¹, Θ_0 would increase to 246 ± 7 km s⁻¹. The uncertainties are formal uncertainties and are dominated by the uncertainty in R_0 . The true uncertainties are probably a factor of $\sqrt{2}$ larger, since the two stellar orbit distances may have similar systematic errors (they are independent measurements with different instruments, but of the same source).

A higher value of Θ_0 is also supported by the observation of a retrograde-rotating and metal-poor component in the stellar halo of the Milky Way by Deason et al. (2010) when assuming a value of $\Theta_0 = 220$ km s⁻¹. A value of $\Theta_0 \sim 240$ km s⁻¹ would explain this apparent retrograde rotation.

5 The Bar and Spiral Structure Legacy Survey



Motivated by these very encouraging results from only 18 sources, we have started a much larger project, the Bar and Spiral Structure Legacy (BeSSeL)¹ Survey, a VLBA Key science project. The goal of BeSSeL, named in honor of Friedrich Willhelm Bessel who measured the first stellar parallax, is to measure accurate distances and proper motions of up to 400 high mass star forming regions in the Milky Way between 2010 and 2015. This will result in a catalog of accurate distances to most Galactic high mass star forming regions visible from the northern hemisphere and very accurate measurements of fundamental parameters such as the distance to the Galactic center (R_0), the rotation velocity of the Milky Way (Θ_0), and the rotation curve of the Milky Way. Additionally, maps of the maser distribution from the first epoch of each source will be published on the BeSSeL website shortly after the observations.

¹ <http://www.mpifr-bonn.mpg.de/staff/abrunthaler/BeSSeL/index.shtml>




Fig. 2 Similar to Fig. 1, but showing all sources currently measured (green), including unpublished sources, and all sources observed in the first year of BeSSeL (red), based on their kinematic distances.

The BeSSeL Survey will first target 12.2 GHz methanol and 22 GHz water masers. Once the VLBA is equipped with new receivers that also cover the 6.7 GHz methanol maser line (presumably in 2012) these masers will be also observed. In early 2010, preparatory surveys started with the Very Large Array to obtain accurate positions of the target water masers, and with the VLBA to search for extragalactic background sources near the target maser sources (Immer et al. 2011). The first parallax observations started in March 2010, and first results are expected in mid 2011 (see Fig. 2). In parallel, the VERA array will observe additional H_2O and SiO masers throughout the Galaxy. Combined with

complementary efforts in the southern hemisphere with the Australian Long Baseline Array, this will result into a detailed and accurate map of the spiral structure of the Milky Way. The superior sensitivity and the large field-of-view of the Square Kilometer Array, which will also cover the 6.7 GHz methanol maser line, will reach even higher astrometric accuracies for methanol masers, radio continuum stars, and pulsars. This will result in a very detailed map of the the spiral stucture in the southern hemisphere.

Acknowledgements. The Very Long Baseline Array (VLBA) is an instrument built and operated by the National Radio Astronomy Observatory, a facility of the National Science Foundation oper-

ated under cooperative agreement by Associated Universities, Inc. The European VLBI Network is a joint facility of European, Chinese, South African and other radio astronomy institutes funded by their national research councils. This work was partially funded by the ERC Advanced Investigator Grant GLOSTAR (247078). K.L.J.R. is funded by an ASI fellowship under contract number I/005/07/1.

References

- Bartkiewicz A., Brunthaler A., Szymczak M., van Langevelde H. J., Reid M. J., 2008, *A&A* , 490, 787
- Benjamin R. A., Churchwell E., Babler B. L., et al., 2005, *ApJ* , 630, L149
- Besla G., Kallivayalil N., Hernquist L., et al., 2010, *ApJ* , 721, L97
- Bessel F. W., 1838a, *Astronomische Nachrichten*, 16, 65
- Bessel F. W., 1838b, *MNRAS* , 4, 152
- Binney J., 2010, *MNRAS* , 401, 2318
- Bobylev V. V., Bajkova A. T., 2010, *MNRAS* , 408, 1788
- Bovy J., Hogg D. W., Rix H., 2009, *ApJ* , 704, 1704
- Brunthaler A., Reid M. J., Falcke H., Greenhill L. J., Henkel C., 2005, *Science*, 307, 1440
- Brunthaler A., Reid M. J., Falcke H., Henkel C., Menten K. M., 2007, *A&A* , 462, 101
- Brunthaler A., Reid M. J., Menten K. M., et al., 2009, *ApJ* , 693, 424
- Burton W. B., 1988, Kellermann, K. I. & Verschuur, G. L. (ed.), *The structure of our Galaxy derived from observations of neutral hydrogen*. Springer-Verlag, p. 295
- Caswell J. L., Fuller G. A., Green J. A., et al., 2010, *MNRAS* , 404, 1029
- Choi Y. K., Hirota T., Honma M., et al., 2008, *PASJ* , 60, 1007
- Coşkunoğlu B., Ak S., Bilir S., et al., 2011, *MNRAS* , 43
- Dame T. M., Hartmann D., Thaddeus P., 2001, *ApJ* , 547, 792
- Deason A. J., Belokurov V., Evans N. W., 2010, *MNRAS* , 1761
- Dehnen W., Binney J. J., 1998, *MNRAS* , 298, 387
- Diaz J., Bekki K., 2011, *ArXiv e-prints*
- Fomalont E., Reid M., 2004, *New Astronomy Review*, 48, 1473
- Foot R., 2010, *PhRvD* , 82, 095001
- Francis C., Anderson E., 2009, *NewA* , 14, 615
- Fuchs B., Dettbarn C., Rix H., et al., 2009, *AJ* , 137, 4149
- Georgelin Y. M., Georgelin Y. P., 1976, *A&A* , 49, 57
- Ghez A. M., Salim S., Weinberg N. N., et al., 2008, *ApJ* , 689, 1044
- Gillessen S., Eisenhauer F., Trippe S., et al., 2009, *ApJ* , 692, 1075
- Green J. A., Caswell J. L., Fuller G. A., et al., 2010, *MNRAS* , 409, 913
- Hachisuka K., Brunthaler A., Menten K. M., et al., 2009, *ApJ* , 696, 1981
- Hachisuka K., Brunthaler A., Menten M. K., et al., 2006, *ApJ* , 645, 337
- Hirota T., Bushimata T., Choi Y. K., et al., 2007, *PASJ* , 59, 897
- Honma M., Bushimata T., Choi Y. K., et al., 2007, *PASJ* , 59, 889
- Hou L. G., Han J. L., Shi W. B., 2009, *A&A* , 499, 473
- Immer K., Brunthaler A., Reid M. J., et al., 2011, *ApJS*, submitted
- Kim M. K., Hirota T., Honma M., et al., 2008, *PASJ* , 60, 991
- Koposov S. E., Rix H., Hogg D. W., 2010, *ApJ* , 712, 260
- Kraus S., Balega Y. Y., Berger J., et al., 2007, *A&A* , 466, 649
- Loeb A., Narayan R., 2008, *MNRAS* , 386, 2221
- Loinard L., Torres R. M., Mioduszewski A. J., et al., 2007, *ApJ* , 671, 546
- McCabe C., 2010, *PhRvD* , 82, 023530
- McMillan P. J., 2011, *ArXiv e-prints*
- McMillan P. J., Binney J. J., 2010, *MNRAS* , 402, 934
- Menten K. M., Reid M. J., Forbrich J., Brunthaler A., 2007, *A&A* , 474, 515
- Mignard F., 2000, *A&A* , 354, 522
- Mihalas D., Binney J., 1981, *Galactic astronomy: Structure and kinematics /2nd edition/*. San Francisco, CA, W. H. Freeman and Co., 1981. 608 p.
- Moellenbrock G. A., Claussen M. J., Goss W. M., 2009, *ApJ* , 694, 192
- Moscadelli L., Reid M. J., Menten K. M., et al., 2009, *ApJ* , 693, 406
- Pandian J. D., Goldsmith P. F., Deshpande A. A., 2007, *ApJ* , 656, 255
- Peebles P. J. E., 2010, *ArXiv e-prints*, arXiv:1009.0496
- Perryman M. A. C., de Boer K. S., Gilmore G., et al., 2001, *A&A* , 369, 339
- Perryman M. A. C., Lindegren L., Kovalevsky J., et al., 1997, *A&A* , 323, L49
- Pestalozzi M. R., Minier V., Booth R. S., 2005, *A&A* , 432, 737
- Piskunov A. E., Kharchenko N. V., Röser S., Schilbach E., Scholz R., 2006, *A&A* , 445, 545
- Reid M. J., 1993, *ARA&A* , 31, 345
- Reid M. J., Brunthaler A., 2004, *ApJ* , 616, 872
- Reid M. J., Menten K. M., Brunthaler A., et al., 2009a, *ApJ* , 693, 397
- Reid M. J., Menten K. M., Zheng X. W., et al., 2009b, *ApJ* , 700, 137
- Reid M. J., Menten K. M., Zheng X. W., Brunthaler A., Xu Y., 2009c, *ApJ* , 705, 1548
- Ružička A., Theis C., Palouš J., 2010, *ApJ* , 725, 369
- Rygl K. L. J., Brunthaler A., Menten K. M., et al., 2010a, *ArXiv e-prints*, arXiv:1011.5042
- Rygl K. L. J., Brunthaler A., Reid M. J., et al., 2010b, *A&A* , 511, A2
- Sandstrom K. M., Peek J. E. G., Bower G. C., Bolatto A. D., Plambeck R. L., 2007, *ApJ* , 667, 1161
- Sanna A., Reid M. J., Moscadelli L., et al., 2009, *ApJ* , 706, 464
- Sato M., Hirota T., Honma M., et al., 2008, *PASJ* , 60, 975
- Schönrich R., Binney J., Dehnen W., 2010, *MNRAS* , 403, 1829
- Shattow G., Loeb A., 2009, *MNRAS* , 392, L21
- Torres R. M., Loinard L., Mioduszewski A. J., Rodríguez L. F., 2007, *ApJ* , 671, 1813
- Ulvestad J. S., Romney J. D., Briske W. F., et al., 2010, *The VLBA: A Telescope Moving Forward*, in *Bulletin of the American Astronomical Society*, Vol. 42, American Astronomical Society Meeting Abstracts 215, p. 442.07
- Valdettaro R., Palla F., Brand J., et al., 2001, *A&A* , 368, 845
- van der Marel R. P., Guhathakurta P., 2008, *ApJ* , 678, 187
- van Langevelde H. J., Vlemmings W., Diamond P. J., Baudry A., Beasley A. J., 2000, *A&A* , 357, 945
- Xu Y., Li J. J., Hachisuka K., et al., 2008, *A&A* , 485, 729
- Xu Y., Reid M. J., Menten K. M., et al., 2009, *ApJ* , 693, 413
- Xu Y., Reid M. J., Zheng X. W., Menten K. M., 2006, *Science*, 311, 54
- Zhang B., Zheng X. W., Reid M. J., et al., 2009, *ApJ* , 693, 419