

Evolution of a buried magnetic field in the central compact object neutron stars

Wynn C. G. Ho^{1*}

¹*School of Mathematics, University of Southampton, Southampton, SO17 1BJ*

14 November 2021

ABSTRACT

The central compact objects are a newly-emerging class of young neutron stars near the centre of supernova remnants. From X-ray timing and spectral measurements, their magnetic fields are determined to be $\sim 10^{10} - 10^{11}$ G, which is significantly lower than that found on most pulsars. Using the latest electrical and thermal conductivity calculations, we solve the induction equation to determine the evolution of a buried crustal or core magnetic field. We apply this model of a buried field to explain the youth and low observed magnetic field of the central compact objects. We obtain constraints on their birth magnetic field and depth of submergence (or accreted mass). Measurement of a change in the observed magnetic field strength would discriminate between the crustal and core fields and could yield uniquely the birth magnetic field and submergence depth. If we consider the central compact objects as a single neutron star viewed at different epochs, then we constrain the magnetic field at birth to be $\sim (6 - 9) \times 10^{11}$ G. A buried magnetic field can also explain their location in an underpopulated region of the spin period-period derivative plane for pulsars.

Key words: pulsars: individual (1E 1207.4–5209, PSR J0821–4300, PSR J1852+0040) — stars: evolution — stars: magnetic fields — stars: neutron

1 INTRODUCTION

The magnetic fields on the surface of neutron stars (NSs) are known to span a large range: from $B \sim 10^8 - 10^9$ G for millisecond pulsars and NSs in low-mass X-ray binaries, through $10^{12} - 10^{13}$ G for normal radio pulsars, to $10^{14} - 10^{15}$ G for magnetars. The primary method for determining the magnetic field is by measuring the spin period P and spin period derivative \dot{P} . Then, by assuming that the pulsar rotational energy is lost through magnetic dipole radiation, one obtains the relation for the magnetic field at the pole B_p ,

$$P\dot{P} = \frac{\gamma}{2} B_p^2 \Leftrightarrow B_p = 6.4 \times 10^{19} \text{ G } (P\dot{P})^{1/2}, \quad (1)$$

where $\gamma = \frac{4\pi^2 R^6 \sin^2 \alpha}{3c^3 I} = 4.884 \times 10^{-40} \text{ s G}^{-2} R_6^6 I_{45}^{-1} \sin^2 \alpha$, R and I are the NS radius and moment of inertia, respectively, α is the angle between the NS rotation and magnetic axes, and $R_6 = R/10^6$ cm and $I_{45} = I/10^{45} \text{ g cm}^2$ (Gunn & Ostriker 1969; see also Shapiro & Teukolsky 1983; Spitkovsky 2006). Note that a coefficient of 3.2 is often used in the literature, so that the magnetic field that is inferred is the equatorial value; since

we are modelling the field evolution at the pole, we will hereafter only refer to the magnetic field at the pole.

The evolution of NS magnetic fields is uncertain. Radio pulsars are seen to span a large range of ages ($\sim 10^3 - 10^9$ yr), magnetars are relatively young ($\sim 10^4$ yr), and millisecond pulsars are old ($\sim 10^8 - 10^9$ yr). The diffusion and decay of the magnetic field occurs on the Ohmic timescale

$$\tau_{\text{Ohm}} = 4\pi\sigma L^2/c^2 \sim 4 \times 10^5 \text{ yr } (\sigma/10^{24} \text{ s}^{-1}) (L/1 \text{ km})^2, \quad (2)$$

where σ is the electrical conductivity and L is the lengthscale over which the decay occurs; here we have taken L to be approximately the size of the NS crust (see Fig. 1). Note however that there is a large range in τ_{Ohm} due to the density dependence of the conductivity and the large density gradient in the crust. Thus NSs born with $B \gtrsim 10^{12}$ G survive for long times at these field strengths. A manifestation of these high fields is the observed pulsar/magnetosphere activity seen in young (and old) NSs, such as in the Crab pulsar which is only $\approx 10^3$ yr old. The low magnetic fields which exist on millisecond pulsars (and on the NS primaries in low-mass X-ray binaries) are thought to be due to burial of the field by mass accretion from a companion star. However, several young ($\lesssim 10^4$ yr) NSs are believed to have $B \sim 10^{10} - 10^{11}$ G; these NSs are the so-called central compact objects (CCOs), i.e., NSs near the centre of their respective supernova remnants (SNRs; see, e.g., De Luca 2008; Gotthelf & Halpern

* email: wynnho@slac.stanford.edu

2008, for review; see also Halpern & Gotthelf 2010). In particular, X-ray timing measurements reveal pulsations and spin-down rates that imply from eq. (1) that $B_p < 4.0 \times 10^{11}$ G for PSR J0821–4300 in SNR Puppis A (Gotthelf et al. 2010), $B_p < 6.6 \times 10^{11}$ G for 1E 1207.4–5209 in SNR PKS 1209–51/52 (also known as G296.5+10.0; Gotthelf & Halpern 2007), and $B_p = 6.1 \times 10^{10}$ G for PSR J1852+0040 in SNR Kes 79 (Halpern & Gotthelf 2010); hereafter, we refer to these three CCOs as Puppis A, 1E 1207, and Kes 79, respectively. In addition to timing measurements, the X-ray spectrum of 1E 1207 shows absorption features which could be due to electron cyclotron resonance at $B \approx 7 - 8 \times 10^{10}$ G (Sanwal et al. 2002; Mereghetti et al. 2002b), while a possible line in the spectrum of PSR J0821–4300 could indicate $B \approx 8 - 10 \times 10^{10}$ G (Gotthelf & Halpern 2009; Suleimanov et al. 2010). Finally, although pulsations have not been detected in another member of this class, the NS in SNR Cassiopeia A (Murray et al. 2002; Mereghetti et al. 2002a; Ransom 2002; Pavlov & Luna 2009; Halpern & Gotthelf 2010), X-ray spectral fits suggest $B < 10^{11}$ G (Ho & Heinke 2009; Heinke & Ho 2010; Shternin et al. 2011).

In this work, we show that young ($\leq 10^4$ yr) NSs, like the CCOs, can be understood as NSs which are born with $B \gtrsim 10^{11}$ G but whose fields have been buried deep beneath the surface (Romani 1990), perhaps by a post-supernova episode of hypercritical accretion (Chevalier 1989; Geppert et al. 1999; Bernal et al. 2010). These fields then diffuse to the surface on the timescale of $10^3 - 10^4$ yr, so that only now do we see a surface $B \sim 10^{10} - 10^{11}$ G. It is important to emphasize that we are primarily concerned with field *growth* in $< 10^4$ yr, which is much shorter than the estimate given by eq. (2). We briefly summarize relevant past works. Young & Chanmugam (1995) studied field growth in old NSs (with low temperatures) with buried magnetic fields and found that the surface field is restored after $\sim 10^{10}$ yr if the total accreted mass is $\lesssim 0.04M_\odot$. Muslimov & Page (1995) examined field evolution when the field (confined to the crust) is buried at shallow depths, where the density is $\rho_{\text{sub}} \sim 5 \times 10^{10}$ and 4.3×10^{11} g cm $^{-3}$; as a result of the shallow submergence, the diffusion times are short (a few $\times 10^2 - 10^3$ yr). Muslimov & Page (1996) modelled field evolution in three young (< 1900 yr), fast rotating ($P = 30, 50$, and 150 ms and initial spin period $P_i = 20 - 40$ ms) radio pulsars with a measured braking index [see eq. (22)], taking into account cooling of the NS, which influences the electrical conductivity and hence the field diffusion timescale [see eq. (2)]. The magnetic flux is assumed to be frozen into the core on timescales $\lesssim 10^6$ yr. Only shallow submergence [$\rho_{\text{sub}} \approx (1 - 3) \times 10^{10}$ g cm $^{-3}$] is considered since the pulsars require rapid field growth (to $B \sim 10^{13}$ G) given their young age; note that the rapid field growth also results in a more rapid spin-down rate. Finally, Geppert et al. (1999) considered field growth of a purely crustal field at three submergence depths, $\rho_{\text{sub}} = 10^{12}, 10^{13}, 10^{14}$ g cm $^{-3}$.

Discoveries (especially the recognition of the CCO class of NSs) since the works discussed above, as well as advancements in the theory of the relevant electrical and thermal conductivities, motivate the current work. We follow a similar methodology as in the previous works that examined magnetic field growth (see Geppert et al. 1999, and references therein), but here we use updated physics (see Sec. 2.2

and 2.4) and parameters that are particular to the properties of the CCOs. By comparing the measured properties of specific CCOs with our calculations, we obtain constraints on the birth magnetic field and submergence depth in each NS. The commonality of these two values in the various sources further strengthens the distinctiveness of this class of NSs.

In Section 2, we discuss the magnetic field evolution equation and the input physics, in particular, the conductivities, equation of state, and temperature evolution. In Section 3, we describe our general results. In Section 4, we apply our results to the three CCOs with known spin periods and period derivatives or magnetic fields, in order to determine the strength of their birth magnetic fields and depth of submergence. We summarize our results and discuss their implications in Section 5.

2 NEUTRON STAR MODEL

2.1 Magnetic field evolution

Our calculation of magnetic field evolution is based on Urpin & Muslimov (1992). To determine the evolution of the submerged field, we solve the induction equation

$$\frac{\partial \mathbf{B}}{\partial t} = -\nabla \times \left(\frac{c^2}{4\pi\sigma} \nabla \times \mathbf{B} \right) = -\nabla \times (\eta \nabla \times \mathbf{B}), \quad (3)$$

where $\eta \equiv c^2/4\pi\sigma$ is the magnetic diffusivity. Our primary interest is in the NS crust, which is predominantly in a solid state (see below); therefore we neglect internal fluid motion. We assume the magnetic field in the stellar interior is dipolar and given by the simple azimuthal vector potential, $\mathbf{A} = B_* R^2 s(r, t) \sin \theta / r \hat{\phi}$, so that the axially symmetric field is given by

$$\begin{aligned} \mathbf{B} &= B_* R^2 \left(\frac{2s}{r^2} \cos \theta \hat{r} - \frac{1}{r} \frac{\partial s}{\partial r} \sin \theta \hat{\theta} \right) \\ &= B_* \left(b_r \cos \theta \hat{r} + b_\theta \sin \theta \hat{\theta} \right), \end{aligned} \quad (4)$$

where B_* is the “birth” magnetic field and the second equality defines the normalized fields b_r and b_θ . The birth magnetic field is understood to be the surface magnetic field after NS formation but prior to mass accretion; accretion then buries and compresses the birth field. Assuming only radial variations of the electrical conductivity, i.e., $\sigma = \sigma(r)$, eq. (3) reduces to the one-dimensional equation

$$\frac{\partial s}{\partial t} = \eta \left(\frac{\partial^2 s}{\partial r^2} - \frac{2s}{r^2} \right), \quad (5)$$

and the field evolution is solely determined by the electrical conductivity.

We assume that the accreted material is non-magnetic, so that the initial field decreases very rapidly at shallower depths than ρ_{sub} . A pre-existing field at these depths would shorten the growth time; however this field must be ordered, whereas (hypercritical) accretion is likely to be turbulent (Chevalier 1989; Geppert et al. 1999; Bernal et al. 2010). The boundary conditions are then

$$\frac{\partial s}{\partial r} + \frac{s}{R} = 0 \quad (6)$$

at the surface $r = R$ and $s \rightarrow \text{constant}$ in the deep interior. The constant determines the two internal configurations for

the initial magnetic field that we consider (see thick lines in Fig. 2): (1) confined crustal field, i.e., the diffusion of the magnetic field does not extend into the core (e.g., as a result of a superconducting core) and the field is negligible throughout the star except at the submergence density ρ_{sub} or position r_{sub} , where

$$s(r, 0) = (1/2)e^{-[(r-r_{\text{sub}})/\delta_r]^2} \quad (7)$$

and $\delta_r = 10^{-3}r_{\text{sub}}$; (2) deep crustal “core” field, i.e., the field is finite at $\rho > \rho_{\text{sub}}$ or

$$s(r, 0) = \frac{1}{2} \begin{cases} e^{-[(r-r_{\text{sub}})/\delta_r]^2} & \text{for } \rho < \rho_{\text{sub}} \\ 1 & \text{for } \rho > \rho_{\text{sub}} \end{cases}. \quad (8)$$

The Ohmic diffusion timescale [see eq. (2)] near the core is much longer than the times under consideration here ($t \leq 10^4$ yr), so that a constant core field is valid; also field decay and flux expulsion due to superfluid motion in the core only occurs at $t > 10^4$ yr since the low surface magnetic field produces little spin-down (Konenkov & Geppert 2001). Note that the factor of 1/2 in eqs. (7) and (8) has been included so that the normalized magnetic field is $b_r(\rho_{\text{sub}}) \approx 1$ and $B(\rho_{\text{sub}}) \approx B_*$ [see eq. (4)].

2.2 Electrical conductivity

The dominant contribution to the electrical conductivity depends on whether the matter is in a liquid or solid state. The melting temperature T_m is given by

$$T_m = 3.04 \times 10^7 \text{ K } (Z/26)^{5/3} (170/\Gamma)x, \quad (9)$$

where $x = (Z\rho_6/A)^{1/3}$, Z and A are the charge number and mass number of the ion, respectively, $\Gamma = Z^2 e^2 / ak_B T$, $a = (3/4\pi n_i)^{1/3}$, n_i is the ion number density, and $\rho_6 = \rho/10^6 \text{ g cm}^{-3}$. The electrical conductivity is mainly determined by electron-ion (ei) scattering when $T > T_m$ and electron-phonon (ph) scattering when $T < T_m$. For illustrative purposes, these are given by

$$\sigma_{\text{ei}} = 8.53 \times 10^{21} \text{ s}^{-1} \frac{x^3}{Z\Lambda_{\text{ei}}(1+x^2)} \quad (10)$$

$$\sigma_{\text{ph}} = 1.21 \times 10^{28} \text{ s}^{-1} \frac{\sqrt{u^2 + 0.017}}{Tu} \frac{x^4}{2+x^2}, \quad (11)$$

where Λ_{ei} is the Coulomb logarithm, $u = 0.45T/T_D$, and T_D is the Debye temperature

$$T_D = 3.4 \times 10^6 \text{ K } (Z/A)^{1/2} x^{3/2}. \quad (12)$$

Equations (10) and (11) (Yakovlev & Urpin 1980; see also Itoh et al. 1993, and references therein) were used by all previous works to solve the induction equation in order to study magnetic field growth (see Sec. 1). Instead, we use here CONDUCTOS¹, which implements the latest advancements in calculating the conductivities, including electron-electron contributions (Potekhin et al. 1999; Cassisi et al. 2007; Chugunov & Haensel 2007); we also tested SFITTING (N. Itoh, private comm.; Itoh et al. 2008). We assume no contribution by impurity scattering, which only becomes important at high densities and low temperatures, and no magnetic field effects on the conductivities. At

high magnetic fields and low temperatures, electron motion is strongly influenced by the magnetic field (see, e.g., Yakovlev & Kaminker 1994). As a result, the electrical and thermal conductivities become anisotropic, depending on whether the motion is parallel or transverse to the direction of the field (Potekhin 1999). We only consider here young NSs with high interior temperatures; thus magnetic field effects are minimal since the field is in the non- or weakly-quantizing regime, i.e., $T > T_B$, where

$$T_B = 1.34 \times 10^8 \text{ K } (B/10^{12} \text{ G})(1+x^2)^{-1/2}, \quad (13)$$

and $\rho \gg \rho_B = 2.228 \times 10^5 \text{ g cm}^{-3} (A/Z)(B/10^{13} \text{ G})^{3/2}$. However, magnetic field effects can be important in the cooler, low-density atmosphere, which produces the observed X-ray emission from NSs (see, e.g., Geppert et al. 2004; Pons et al. 2009).

2.3 Equation of state

The electrical conductivity depends on the local density and temperature (as well as the chemical composition, which we take to be iron throughout for simplicity); therefore the NS density and temperature (radial) profiles must be known. We calculate the density profile by solving the TOV stellar structure equations (see, e.g., Shapiro & Teukolsky 1983), supplemented by an equation of state (EOS) describing the pressure P as a function of density (see, e.g., Haensel et al. 2007; Lattimer & Prakash 2007, for review). We use the analytic fits by Haensel & Potekhin (2004) of the SLy EOS, which is a moderately-stiff EOS with a maximum mass of $2.05 M_\odot$ for the central density $\rho_c = 2.9 \times 10^{15} \text{ g cm}^{-3}$ (Douchin & Haensel 2001). The NS we consider has $\rho_c = 1.2 \times 10^{15} \text{ g cm}^{-3}$, mass $M = 1.63 M_\odot$, and radius $R = 11.5 \text{ km}$; the inner crust (at $\rho < \rho_{\text{nuc}} \approx 2.8 \times 10^{14} \text{ g cm}^{-3}$) is at depths less than $\approx 1.1 \text{ km}$; the outer crust (at $\rho < \rho_{\text{drip}} \approx 4 \times 10^{11} \text{ g cm}^{-3}$) is at depths less than $\approx 290 \text{ m}$; the heat-blanketing envelope (at $\rho < \rho_b \approx 10^{10} \text{ g cm}^{-3}$; see below) is at depths less than $\approx 100 \text{ m}$. The boundaries of the inner and outer crust and envelope are shown in Fig. 1, as well as the mass above a certain depth or density $\Delta M [\equiv M - m(r)]$, where $m(r)$ is the stellar mass enclosed within radius r . ΔM is an indication of the amount of accreted mass needed to submerge the magnetic field down to a given density (see, e.g., Geppert et al. 1999, for EOS-dependence of ΔM and depth).

We only consider a single theoretical nuclear EOS and the standard mechanism (modified Urca process) for neutron star cooling (see below). Varying the EOS would result in several effects on the Ohmic diffusion/decay timescale $\tau_{\text{Ohm}} \propto \sigma(T)L^2$ [see eq. (2)], in particular, a change to the thickness of the crust, as well as possibly inducing more rapid neutrino cooling for high mass NSs. EOS effects have been studied in the context of long-term field decay (see, e.g., Urpin & Konenkov 1997; Konenkov & Geppert 2001), while fast neutrino cooling was needed to explain two of the three young pulsars in Muslimov & Page (1996). For the CCOs, fast neutrino cooling is not required, and the effects of different EOSs on the field evolution are beyond the scope of this work.

¹ <http://www.ioffe.ru/astro/conduct/>

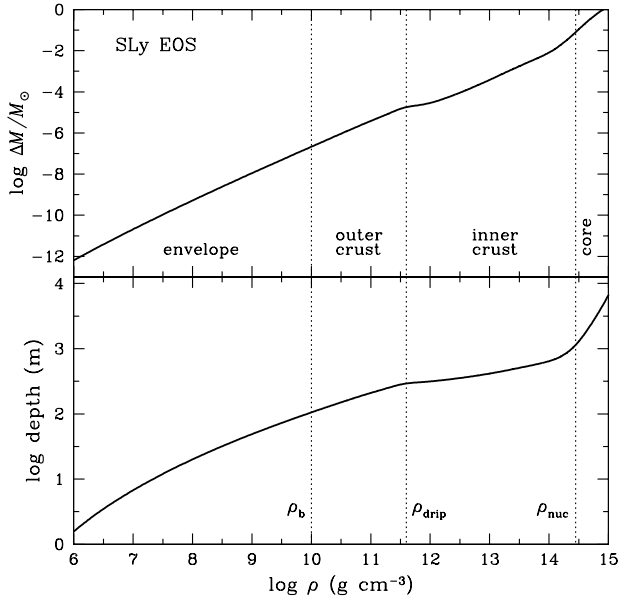


Figure 1. Relative (accreted) mass $\Delta M = M - m(r)$ and depth $R - r$ as a function of density for a neutron star with the SLy EOS. Dotted lines indicate the boundary between the envelope and crust (at $\rho_b \approx 10^{10} \text{ g cm}^{-3}$), the boundary between the outer and inner crust (at $\rho_{\text{drip}} \approx 4 \times 10^{11} \text{ g cm}^{-3}$), and the boundary between the crust and core (at $\rho_{\text{nuc}} \approx 2.8 \times 10^{14} \text{ g cm}^{-3}$).

2.4 Temperature evolution

Neutrino emission is the main source of cooling during the first $\sim 10^5$ yr after NS formation. The thermal history of a NS is primarily determined by the neutrino luminosity and heat capacity of the core and the composition (i.e., thermal conductivity) of the surface layers (see Tsuruta 1998; Yakovlev & Pethick 2004; Page et al. 2006, for review). At very early times, the core cools via neutrino emission while the temperature of the thermally-decoupled crust remains nearly constant. A cooling wave travels from the core to the surface, bringing the NS to a relaxed, isothermal state. Depending on the properties of the crust, the relaxation time can take $\sim 10 - 100$ yr (Lattimer et al. 1994; Gnedin et al. 2001). For the next $\sim 10^5 - 10^6$ yr, surface temperature changes reflect changes in the interior temperature as neutrino emission continuously removes heat from the star.

For our temperature evolution, we take the NS to cool by the standard (slow-cooling) modified Urca process of neutrino emission, which results in $T \propto t^{-1/6}$ (Tsuruta 1998; Yakovlev & Pethick 2004; Page et al. 2006). Specifically, we use (Yakovlev et al. 2011)

$$T(r, t) = 9.07 \times 10^8 \text{ K } e^{-\phi(r)} \left(1 - \frac{2GM}{c^2 R} \right) \times (1 + 0.12 R_6^2) \left(\frac{1 \text{ yr}}{t} \right)^{1/6}, \quad (14)$$

where $\phi(r)$ is the metric function that determines the gravitational redshift. For our assumed NS model (see Sec. 2.3), the initial core temperature $T_c(t = 0) \equiv T(0, 0) = 1.1 \times 10^9$ K. Faster cooling processes, such as the direct Urca process, would cause the temperature to decrease more rapidly.

This can lead to an increase in the electrical conductivity [see eq. (11)], which could slow magnetic field evolution since the Ohmic diffusion timescale increases. However our results indicate that cooling beyond modified Urca is not needed.

Since we are concerned with NSs that are > 100 yr old, we assume that the NS has an isothermal core, specifically $T(r)e^{\phi(r)} = \text{constant}$. On the other hand, the outer layers (i.e., envelope) serve as a heat blanket, and there exists a temperature gradient from core temperatures $T_c \sim 10^8 - 10^9$ K to surface temperatures $T_s \sim 10^5 - 10^6$ K. We combine the equations of hydrostatic equilibrium,

$$\frac{dP}{dr} = -\rho g_s, \quad (15)$$

where $g_s = (1 - 2GM/c^2 R)^{-1/2} GM/R^2$ is the surface gravity ($g_s = 2 \times 10^{14} \text{ cm s}^{-2}$ for our assumed NS model; see Sec. 2.3), and thermal diffusion,

$$\frac{dT}{dr} = -\frac{F}{K} = -\frac{\sigma_{\text{SB}} T_s^4}{K}, \quad (16)$$

where K is the thermal conductivity, to obtain (Gudmundsson et al. 1982)

$$\frac{dT}{d\rho} = \frac{\sigma_{\text{SB}} T_s^4}{\rho K} \frac{dP}{d\rho} = \frac{3}{16} \frac{\kappa T_s^4}{g_s T^3} \frac{dP}{d\rho}, \quad (17)$$

where $\kappa = 16\sigma_{\text{SB}} T^3 / 3\rho K$ is the opacity due to conduction and radiation, i.e., $1/\kappa = 1/\kappa_r + 1/\kappa_c$. We consider the radiative opacity to be due to free-free absorption $\kappa_{\text{ff}} \approx 6 \times 10^{22} \text{ cm}^2 \text{ g}^{-1} Z^3 A^{-2} \rho T^{-7/2}$ and electron scattering $\kappa_{\text{es}} = Z\sigma_T / Am_p$. The thermal conductivity is calculated using CONDUCT08 (see Sec. 2.2). Note that we ignore relativistic effects in the derivation of eq. (17) since uncertainties in the input physics exceed the effects of their inclusion on the results (Gudmundsson et al. 1982). For simplicity, we assume the magnetic field does not determine the surface temperature distribution (see Sec. 2.2). Chang & Bildsten (2004); Chang et al. (2010) showed that nuclear burning would very rapidly remove any surface light elements for the high temperatures present in young NSs; therefore we only consider a surface composed of iron. The relation between the interior and surface temperatures is then given by (Gudmundsson et al. 1982)

$$T_s = 8.701 \times 10^5 \text{ K } g_{14}^{1/4} \left\{ \frac{T[r(\rho_b), t]}{10^8 \text{ K}} \right\}^{11/20}. \quad (18)$$

Equation (17) is solved from $\rho = \rho_b$ to 10^6 g cm^{-3} for a given $T[r(\rho_b), t]$ from eq. (14); we take $\rho_b = 10^{10} \text{ g cm}^{-3}$ (see, e.g., Gudmundsson et al. 1982; Yakovlev & Pethick 2004). The evolution of the temperature profile is shown in Fig. 2, while the evolution of the redshifted surface temperature $T_s^\infty [= T_s(1 - 2GM/c^2 R)^{1/2}]$ is shown in Fig. 3. Note that the temperature profile is independent of the magnetic field or its submergence depth or evolution.

3 RESULTS

Here we give examples of our solution of the induction equation, which illustrates the evolution of a buried crustal or core magnetic field. Figure 2 shows the interior profiles of s and the normalized magnetic field $b_r [= B_p(r)/B_*]$ for the case where the field is initially submerged at a density

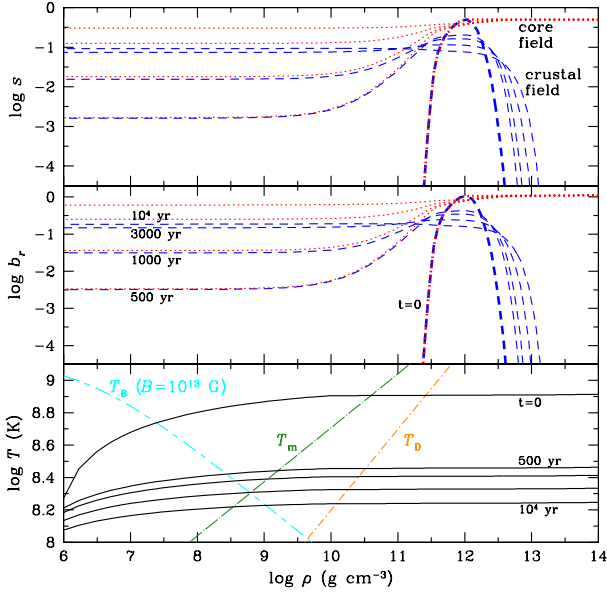


Figure 2. Profiles of s , radial component of normalized magnetic field b_r , and temperature T at five time steps ($t = 0, 500, 1000, 3000$, and 10^4 yr) for a magnetic field that is initially submerged at a density $\rho_{\text{sub}} = 10^{12} \text{ g cm}^{-3}$. Dashed and dotted lines are for the crustal and core field configurations, respectively (see text); the temperature profile (solid lines) is the same for both configurations. T_B (short-long-dashed line), T_m (long-dashed-dotted line) and T_D (short-dashed-dotted line) are the magnetic (at $B = 10^{13} \text{ G}$), melting, and Debye temperatures, respectively.

$\rho_{\text{sub}} = 10^{12} \text{ g cm}^{-3}$. Note that $\rho_{\text{sub}} = 10^{12} \text{ g cm}^{-3}$ implies an accreted mass $\Delta M \approx 3 \times 10^{-5} M_{\odot}$ (see Fig. 1). For the crustal field configuration, one can see that the peak in the magnetic field at ρ_{sub} at $t = 0$ has decreased due to diffusion/decay by about an order of magnitude in 10^4 yr, so that s and b_r are roughly constant as a function of density at $\rho < \rho_{\text{sub}}$; the field also diffuses to greater depths ($\rho > \rho_{\text{sub}}$) as the evolution continues.

Figure 3 shows the evolution of the normalized field at the surface $b_r(R)$ for crustal and core fields and various submergence densities. As found in previous works which considered crustal fields (Muslimov & Page 1995; Geppert et al. 1999), the shallower the initial field is buried, the more quickly the surface field grows to a maximum. Because the peak surface field occurs at later times as the submergence depth increases, Ohmic field decay causes the value of the surface field $b_r(R)$ to decrease with ρ_{sub} (for $\rho_{\text{sub}} \lesssim 10^{12} \text{ g cm}^{-3}$ and $t \lesssim 10^4$ yr); thus a stronger birth magnetic field B_* is needed to yield the same (observed) B . In the core field configuration, the surface field increases (and saturates) earlier with shallower burial. It is evident from Fig. 2 and 3 that the early growths of the magnetic field are very similar in the crustal and core field configurations. At later times, the surface field decays, and the maximum field is lower in the crustal configuration than in the core configuration. Thus to match an observed B , a lower birth field B_* is required in the core configuration. Finally, we note that the growth times shown here are shorter than those seen in previous works (see, e.g., Muslimov & Page

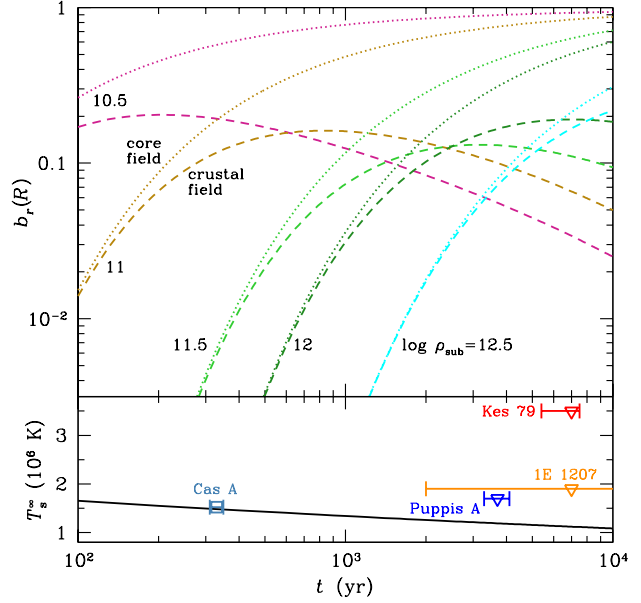


Figure 3. Evolution of the normalized magnetic field at the surface $b_r(R)$ and redshifted surface temperature T_s^{∞} for submergence densities $\log \rho_{\text{sub}} (\text{g cm}^{-3}) = 10.5, 11, 11.5, 12, 12.5$. Dashed and dotted lines are for the crustal and core field configurations, respectively (see text); T_s^{∞} (solid line) is the same for both configurations. Triangles are the upper limits on the temperature of the entire neutron star surface of the CCOs Puppis A, 1E 1207, and Kes 79, and the square is the surface temperature of the CCO in Cas A (see text and Table 1).

1995; Geppert et al. 1999) due to our use of the improved conductivities (see Sec. 2.2), and the difference increases the deeper the field is buried.

4 COMPARISON TO CCOS

4.1 Properties of observed CCOs

We now consider the three CCOs with measured spin periods P and either spin period derivative \dot{P} or magnetic field (at the pole) B_p^{line} (see Table 1). Note that \dot{P} is obtained from X-ray timing, while B_p^{line} is determined from X-ray spectra, and both of these measurements contain systematic uncertainties. In particular, eq. (1) assumes a dipolar magnetic field radiating into a vacuum. Spitkovsky (2006) calculated a magnetospheric-equivalent equation that yields B_p lower by a factor of < 1.7 . On the other hand, the relation between spectral features and the NS magnetic field is not definitive.

For Puppis A, Gotthelf & Halpern (2009) find the best-fit model for the X-ray spectrum includes the addition of a Gaussian emission line at $0.79 \pm 0.02 \text{ keV}$, though a good fit can also be obtained without the line. Alternatively, Suleimanov et al. (2010) suggest the spectral feature can be interpreted as an absorption line at 0.9 keV . For our purposes, we only require knowledge of the line energy, and we use the 0.8 keV value. For 1E 1207, we interpret the absorption lines seen in 1E 1207 at 0.7 and 1.4 keV (Sanwal et al. 2002; Mereghetti et al. 2002b; Bignami et al. 2003) as be-

Table 1. Central Compact Objects

	Puppis A	1E 1207	Kes 79
Age (kyr)	3.7±0.4	~ 7 ^a	5.4–7.5
P (ms)	112	424	105
\dot{P} (10^{-17} s s ⁻¹)	< 35	< 25	0.868 ± 0.009
B_p (10^{11} G)	< 4.0	< 6.6	0.61
B_p^{line} (10^{11} G)	0.8–0.9	0.7–0.8	—
\dot{E} (10^{33} ergs s ⁻¹)	< 10	< 0.13	0.30
τ_c (10^6 yr)	> 5.1	> 27	192
T_s^∞ (10^6 K)	< 1.7	< 1.9	< 3.5
References	1,2,3	4,5,6	7,8

NOTES:

^a Age estimate is uncertain by a factor of three (Roger et al. 1988).
References: (1) Winkler et al. (1988), (2) Gotthelf & Halpern (2009), (3) Gotthelf et al. (2010), (4) Sanwal et al. (2002), (5) De Luca et al. (2004), (6) Gotthelf & Halpern (2007), (7) Sun et al. (2004), (8) Halpern & Gotthelf (2010).

ing due to the electron cyclotron resonance (Potekhin 2010; Suleimanov et al. 2010). Spectral features due to the electron cyclotron resonance occur at

$$E_{c,e} = \hbar e B / m_e c = 1.158 \text{ keV } (B / 10^{11} \text{ G}), \quad (19)$$

and we assume a gravitational redshift factor $(1 - 2GM/c^2 R)^{-1/2}$ in the range 1.2 – 1.35. For the two CCOs with spectrally-measured magnetic fields and limits on \dot{P} , the B_p^{line} satisfies the upper bound set by \dot{P} .

Table 1 also shows several related parameters that are conventionally given for a pulsar with measured P and \dot{P} : rotational energy loss rate

$$\dot{E} = 4\pi^2 I \frac{\dot{P}}{P^3} = 2\pi^2 \gamma I \frac{B_p^2}{P^4}, \quad (20)$$

characteristic age

$$\tau_c = \frac{P}{2\dot{P}} = \frac{P^2}{\gamma B_p^2}, \quad (21)$$

and braking index n

$$n = 3 - 2 \frac{\dot{B}_p}{B_p} \frac{P}{\dot{P}} = 3 - \frac{4}{\gamma} \frac{\dot{B}_p}{B_p^3} P^2. \quad (22)$$

Note that there is a selection effect of detecting sources with short periods since $\dot{E} \propto P^{-3}$. The characteristic age is much longer than the true age if the pulsar is born with a initial period P_i near its currently observed period P . Since the observed \dot{P} is low for the CCOs, there is little spin period evolution, and $\tau_c \gg 10^4$ yr. Also given in Table 1 and plotted in Fig. 3 are the blackbody temperatures obtained from *XMM-Newton* observations of Puppis A, 1E 1207, and Kes 79; the temperature for Puppis A is an upper limit (Gotthelf et al. 2010), while the temperatures for 1E 1207 and Kes 79 are the cooler component of the two-temperature spectral fits (De Luca et al. 2004; Halpern & Gotthelf 2010) and represent upper limits on the temperature of the entire NS surface. Figure 3 also plots the temperature obtained from spectral fits to *Chandra* observations of the CCO in the Cassiopeia A (Cas A) supernova remnant using model atmosphere spectra (Ho & Heinke 2009; Yakovlev et al. 2011); note that this temperature is for the entire NS surface, and the temperature has been seen to decrease by $\approx 4\%$ over the

last 11 yr due to the cooling of the NS (Heinke & Ho 2010; Shternin et al. 2011).

4.2 CCOs as individual sources

We can now use our evolution calculations to constrain the birth magnetic field B_* and submergence density ρ_{sub} . We begin by integrating eq. (1) to obtain

$$P(t) = \left[P_i^2 + \gamma \int_{t_i}^t B_p(t')^2 dt' \right]^{1/2}, \quad (23)$$

which allows us to determine $\dot{P}(t)$. We then calculate \dot{B}_p , \dot{E} , τ_c , and n .

Figures 4-6 show the observed values and constraints of the three CCOs from Table 1. The birth magnetic field B_* is set by the normalized field $b_r(R)$ for each submergence depth at the nominal age of the CCO (3700 yr for Puppis A and 7000 yr for 1E 1207 and Kes 79), so that $B_p = B_* b_r(R)$ [see eq. (4)]. Since \dot{P} is directly proportional to B_p [see eq. (1)] and \dot{E} and τ_c are simply related to \dot{P} [see eqs. (20) and (21)], the evolutionary tracks for these parameters all cross at the age of the CCO. However, we see that \dot{B}_p and n do not coincide at the age of each CCO and thus a measurement of either of these would allow one to distinguish between the different combinations of birth magnetic field and submergence depth.

For a purely crustal field and shallow submergence ($\rho_{\text{sub}} \lesssim 3 \times 10^{11} \text{ g cm}^{-3}$), the magnetic field decreases after $t \approx 2 \times 10^3$ yr (see also Fig. 3). The magnetic field decreases more rapidly the shallower the submergence, e.g., $\dot{B}_p \sim 10^8 - 10^9 \text{ G yr}^{-1}$ for $\rho_{\text{sub}} \approx 10^8 \text{ g cm}^{-3}$. On the other hand, for $\rho_{\text{sub}} \gtrsim 10^{12} \text{ g cm}^{-3}$, the magnetic field increases more rapidly the deeper the submergence.

For a core field and deep submergence ($\rho_{\text{sub}} \gtrsim 3 \times 10^{12} \text{ g cm}^{-3}$), the surface magnetic field is still growing, and the evolutionary tracks are almost identical to the case of the purely crustal field. However, for shallow submergence, the surface field grows more quickly and saturates on the timescales considered here ($\leq 10^4$ yr; see Fig. 3). An example for the case of Puppis A is shown in Fig. 7. Note that the field will decay on the much longer timescale set by Ohmic decay in the core [see eq. (2)].

Our results are summarized in Fig. 8, where we show the inferred birth magnetic field B_* as a function of submergence density ρ_{sub} and accreted mass ΔM for the three CCOs, assuming the field is either confined to the crust or determined by the core. A measurement of both the sign and (non-zero) magnitude of \dot{B}_p can yield a unique solution for B_* and ρ_{sub} or ΔM . A negative \dot{B}_p can only produced in a purely crustal field configuration. A large positive \dot{B}_p is the result of deep submergence in both the crustal and core fields, with the magnitude being the same in both cases. There is a small density range [$\rho_{\text{sub}} \approx (1 - 3) \times 10^{12} \text{ g cm}^{-3}$, where $B_* \approx (1 - 3) \times 10^{11} \text{ G}$] in the crustal field configuration where $\dot{B}_p = 0$. For the core field, $\dot{B}_p = 0$ for $\rho_{\text{sub}} \ll 10^{11} \text{ g cm}^{-3}$, such that the birth field is the currently measured surface field [$B_* = (6 - 9) \times 10^{10} \text{ G}$].

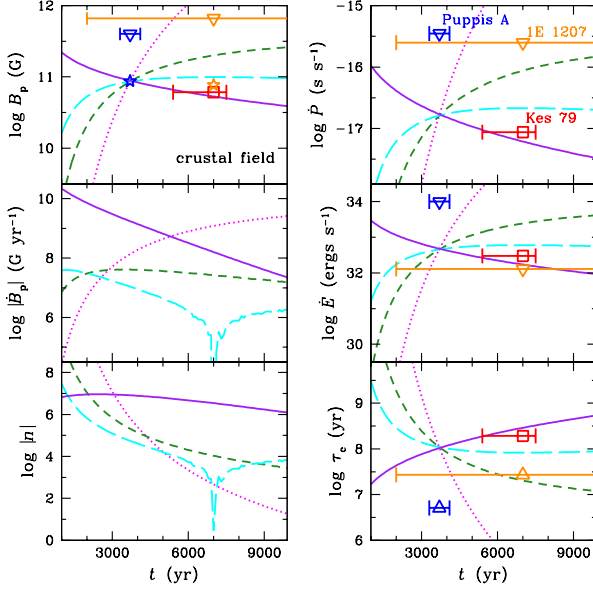


Figure 4. Pulsar observables: magnetic field at the pole B_p , spin period derivative \dot{P} , rotational energy loss rate \dot{E} , and characteristic age τ_c for the CCOs Puppis A, 1E 1207, and Kes 79; squares are values obtained from timing measurements, triangles are upper/lower limits obtained from timing, and stars are from spectral measurements (see Table 1). Lines are evolution models with an initial spin period $P_i = 0.112$ s and buried crustal field at density ρ_{sub} and birth magnetic field B_* : $[\log \rho_{\text{sub}} (\text{g cm}^{-3}), B_* (\text{G})] = (8.0, 2.8 \times 10^{13})$; (solid), $(12.0, 5.2 \times 10^{11})$; (long-dashed), $(12.5, 1.2 \times 10^{12})$; (short-dashed), and $(13.0, 1.5 \times 10^{15})$; (dotted). Also shown are the calculated magnetic field derivative \dot{B}_p and braking index n ; the singularity is because of a change in sign of \dot{B}_p , from a growing to decaying B_p .

4.3 CCOs as an unified source

Taken together, the three CCOs show a non-monotonic trend (based on age) in their periods and magnetic fields. However, there is large uncertainty in the age estimates. Therefore let us consider the CCOs as a unified source at three different evolutionary epochs, e.g., the age of 1E 1207 could be ≈ 5000 yr and the age of Kes 79 could be $\approx 6 - 7000$ yr. Since field decay is required in order to match the observed surface fields and (assumed) ages of the three CCOs, core field configurations cannot provide a solution. In Figure 9, we fit a single (crustal field) evolutionary track to the three measured magnetic fields. We see that for submergence densities $\rho_{\text{sub}} \geq 3 \times 10^{11} \text{ g cm}^{-3}$, the tracks are incompatible with the fields of all three CCOs. Since the birth magnetic field is anti-correlated with submergence depth in the decaying field regime (see Fig. 8), we obtain the constraint $B_* \gtrsim 6 \times 10^{11} \text{ G}$. Note that the maxima at $B_p \sim 8 \times 10^{10} \text{ G}$ for $\log \rho_{\text{sub}} = 11.4$ and 11.5 are produced from $B_* = 6.2 \times 10^{11} \text{ G}$; the lower surface values are the result of field decay in the NS interior (see Sec. 3). Finally, measuring \dot{B}_p can provide a unique solution to B_* and ρ_{sub} or ΔM (see Sec. 4.2).

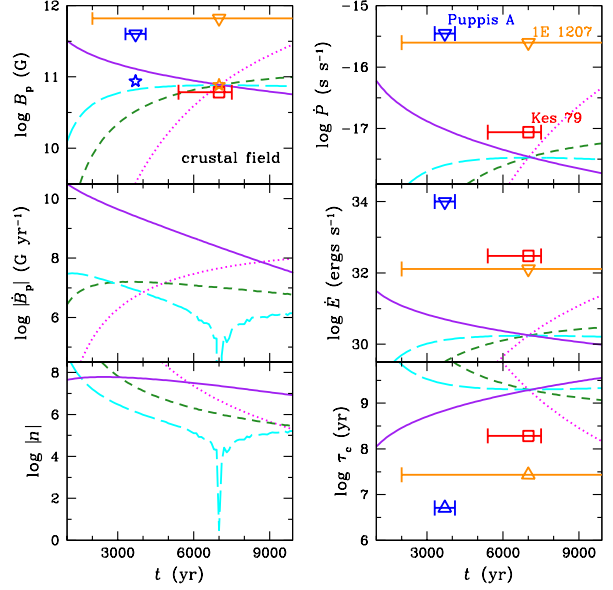


Figure 5. Pulsar observables: magnetic field at the pole B_p , spin period derivative \dot{P} , rotational energy loss rate \dot{E} , and characteristic age τ_c for the CCOs Puppis A, 1E 1207, and Kes 79; squares are values obtained from timing measurements, triangles are upper/lower limits obtained from timing, and stars are from spectral measurements (see Table 1). Lines are evolution models with an initial spin period $P_i = 0.424$ s and buried crustal field at density ρ_{sub} and birth magnetic field B_* : $[\log \rho_{\text{sub}} (\text{g cm}^{-3}), B_* (\text{G})] = (8.0, 4.1 \times 10^{13})$; (solid), $(12.0, 4.0 \times 10^{11})$; (long-dashed), $(12.5, 4.6 \times 10^{11})$; (short-dashed), and $(13.0, 5.6 \times 10^{13})$; (dotted). Also shown are the calculated magnetic field derivative \dot{B}_p and braking index n ; the singularity is because of a change in sign of \dot{B}_p , from a growing to decaying B_p .

5 DISCUSSION

We have solved the induction equation to determine the evolution of the internal magnetic field of a neutron star, in order to model the field behavior (especially growth of the surface field by diffusion) in neutron stars with ages $< 10^4$ yr. The field has a birth magnitude $\approx B_*$ and is initially submerged below the neutron star surface at a density ρ_{sub} . We considered both a field that is confined purely to the crust and a field that saturates to a constant level in the core; the latter is valid since the Ohmic decay timescale in the core is $\gg 10^4$ yr. Our study builds upon and improves previous works (see, e.g., Muslimov & Page 1995; Geppert et al. 1999) by making use of the latest calculations of the electrical and thermal conductivities of matter in the density-temperature regime relevant to neutron star crusts (Potekhin et al. 1999; Cassisi et al. 2007; Chugunov & Haensel 2007), and we applied the results to interpret observations of the recently-recognized class of central compact object neutron stars, which have magnetic fields ($B \approx 10^{11} \text{ G}$) that are lower than those detected in most pulsars.

For the three CCOs with measured spin period derivative \dot{P} or polar magnetic field strength B_p , we showed that there is a well-defined relationship between the birth magnetic field B_* and submergence density ρ_{sub} (or accreted

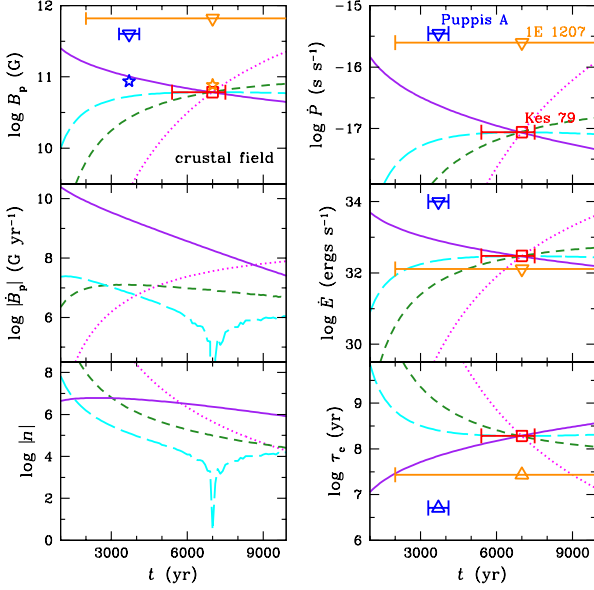


Figure 6. Pulsar observables: magnetic field at the pole B_p , spin period derivative \dot{P} , rotational energy loss rate \dot{E} , and characteristic age τ_c for the CCOs Puppis A, 1E 1207, and Kes 79; squares are values obtained from timing measurements, triangles are upper/lower limits obtained from timing, and stars are from spectral measurements (see Table 1). Lines are evolution models with an initial spin period $P_i = 0.105$ s and buried crustal field at density ρ_{sub} and birth magnetic field B_* : $[\log \rho_{\text{sub}} (\text{g cm}^{-3}), B_* (\text{G})] = (8.0, 3.2 \times 10^{13}; \text{solid}), (12.0, 3.2 \times 10^{11}; \text{long-dashed}), (12.5, 3.7 \times 10^{11}; \text{short-dashed}), \text{ and } (13.0, 4.5 \times 10^{13}; \text{dotted})$. Also shown are the calculated magnetic field derivative \dot{B}_p and braking index n ; the singularity is because of a change in sign of \dot{B}_p , from a growing to decaying B_p .

mass ΔM) in the case of a purely crustal field; a well-defined relationship also exists for the case of a core field but only at $\rho_{\text{sub}} \gtrsim 10^{11} \text{ g cm}^{-3}$. Population synthesis analyses indicate a normal distribution for birth spin periods P_i and a lognormal distribution for birth magnetic fields: If no long-term field decay occurs, then the peak and width of the distributions are $P_i = 300$ ms and $\sigma = 150$ ms and $\log B_* (\text{G}) = 12.95$ with $\sigma = 0.55$ (Faucher-Giguère & Kaspi 2006), while simulations including field decay result in $P_i = 250$ ms and $\sigma = 100$ ms and $\log B_* = 13.25$ with $\sigma = 0.6$ (Popov et al. 2010). If the CCOs are born with birth magnetic fields that follow these distributions (e.g., $\log B_* \gtrsim 12$ at 2σ), then the field is buried at large depths ($\rho_{\text{sub}} \gtrsim 2 \times 10^{12} \text{ g cm}^{-3}$ or $\Delta M \gtrsim 10^{-4} M_\odot$) for both the crustal and core field configurations or at shallow depths in the crustal field configuration ($\rho_{\text{sub}} < 10^{11} \text{ g cm}^{-3}$ or $\Delta M \lesssim 10^{-5} M_\odot$). Incidentally, Gotthelf & Halpern (2007) argue that the slow spin and weak magnetic field of 1E 1207 make it possible for accretion from a debris disc left over after the supernova. However, recent optical and infrared observations of 1E 1207 place strong limits on this disc, including an (model-dependent) estimate of the initial and current total disc mass of $\lesssim 10^{-6} M_\odot$ and $\lesssim 10^{-10} M_\odot$, respectively (De Luca et al. 2011), which implies that the magnetic field could only be buried to a maximum density of $\sim 10^{11} \text{ g cm}^{-3}$.

We showed that different combinations of birth mag-

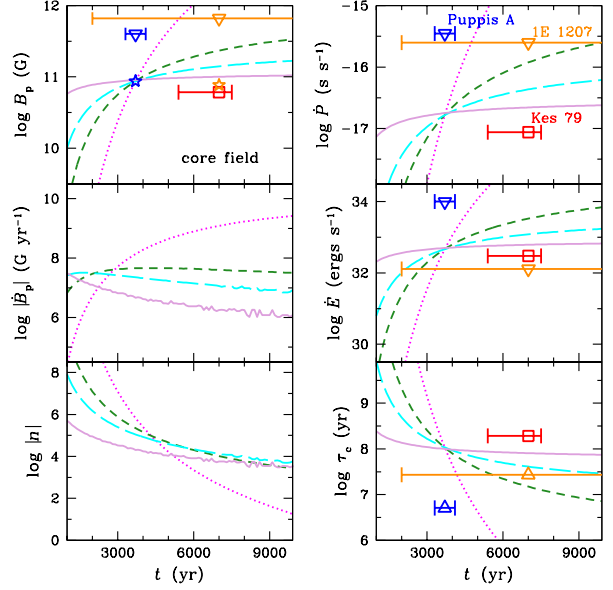


Figure 7. Pulsar observables: magnetic field at the pole B_p , spin period derivative \dot{P} , rotational energy loss rate \dot{E} , and characteristic age τ_c for the CCOs Puppis A, 1E 1207, and Kes 79; squares are values obtained from timing measurements, triangles are upper/lower limits obtained from timing, and stars are from spectral measurements (see Table 1). Lines are evolution models with an initial spin period $P_i = 0.112$ s and buried core field at density ρ_{sub} and birth magnetic field B_* : $[\log \rho_{\text{sub}} (\text{g cm}^{-3}), B_* (\text{G})] = (11.0, 1.2 \times 10^{11}; \text{solid}), (12.0, 2.8 \times 10^{11}; \text{long-dashed}), (12.5, 1.1 \times 10^{12}; \text{short-dashed}), \text{ and } (13.0, 1.5 \times 10^{13}; \text{dotted})$. Also shown are the calculated magnetic field derivative \dot{B}_p and braking index n .

netic field and submergence depth can lead to the same observed values of the spin period derivative, as well as surface magnetic field, rate of rotational energy loss, and characteristic age. Predicted values of the braking index or rate of change of the magnetic field \dot{B}_p could distinguish between these combinations. Although the braking index is not likely to be detectable in the CCOs, it may be possible (though difficult) to measure the rate of change of the magnetic field \dot{B}_p from the spectral lines (in the case of Kes 79, where the magnetic field has only been determined from a \dot{P} measurement, an electron cyclotron line would occur at $\sim 0.5 - 0.6$ keV). Only a crustal field configuration can produce a negative \dot{B}_p , while a large positive \dot{B}_p indicates deep submergence, irrespective of field configuration. If \dot{B}_p is constrained to be very small, then the submergence density is either shallow for a core field or $\approx 10^{12} \text{ g cm}^{-3}$ ($\Delta M \approx 5 \times 10^{-5} M_\odot$) for a crustal field.

If the three CCOs are treated as a single source at different epochs, then the surface field is seen to decay with time, which rules out a core field configuration since the Ohmic decay timescale is much longer than 10^4 yr. For a purely crustal field, we showed that $\rho_{\text{sub}} \lesssim 3 \times 10^{11} \text{ g cm}^{-3}$ and $B_* \gtrsim 6 \times 10^{11} \text{ G}$. A constraint at the other end can be obtained by considering another member of the CCOs, the neutron star in the Cassiopeia A supernova remnant, which has an age of 330 ± 19 yr (Fesen et al. 2006). The field of the Cas A CCO was found to be $< 10^{11} \text{ G}$ from fits to its X-ray spec-

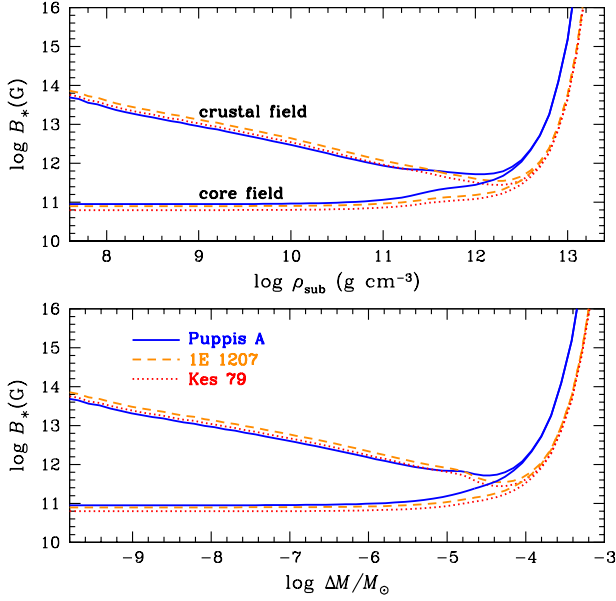


Figure 8. Intrinsic neutron star magnetic field B_* as a function of density at submergence ρ_{sub} (top panel) and accreted mass ΔM (bottom panel) for the CCOs Puppis A (solid lines), 1E 1207 (dashed lines), and Kes 79 (dotted lines). The upper and lower sets of lines are for the crustal and core field configurations, respectively.

trum (Ho & Heinke 2009; Heinke & Ho 2010; Shternin et al. 2011); the non-detection of pulsations from this source (Murray et al. 2002; Mereghetti et al. 2002a; Ransom 2002; Pavlov & Luna 2009; Halpern & Gotthelf 2010) also indicates that the field is too low to produce pulsar-like emission. Its low field at a young age suggests $\rho_{\text{sub}} > 10^{11} \text{ g cm}^{-3}$ and $B_* < 9 \times 10^{11} \text{ G}$. A better determination of the ages would (in)validate the CCOs as a unified source and could allow for a stronger constraint on their birth magnetic fields.

We also note that, irrespective of our magnetic field evolution calculations, the \dot{P} that is inferred from the spectral lines of Puppis A and 1E 1207 result in $\dot{E} \approx 4.4 \times 10^{32}$ and $1.7 \times 10^{30} \text{ ergs s}^{-1}$, respectively, while $\dot{E} = 3.0 \times 10^{32} \text{ ergs s}^{-1}$ from the timing of Kes 79. Standard neutron star cooling (see Sec 2.4) yields the redshifted bolometric luminosity L_{bol}^∞ , so that $\dot{E}/L_{\text{bol}}^\infty \sim 0.2 - 0.3$ for Puppis A and Kes 79 and a much lower value of $\sim 10^{-3}$ for 1E 1207 (due to its slower spin period). Furthermore, $\dot{E}^{1/2}/d^2 \sim 10^{-4}$ (relative to Vela) for Puppis A and 10^{-5} for 1E 1207 and Kes 79, where d is the source distance; these are far below the values from sources that have been detected in the gamma-rays by *Fermi* (Smith et al. 2008; Abdo et al. 2010; see also Zane et al. 2011).

Finally, Halpern & Gotthelf (2010); Kaspi (2010) noted that CCOs occupy an underpopulated region in $P-\dot{P}$. On the one hand, we have shown that the CCOs may just be representative of the low end of the distribution of birth magnetic fields, with $B \sim 10^{12} \text{ G}$. On the other hand, CCOs may have higher magnetic fields that have been submerged to great depths. In this case, \dot{P} is increasing rapidly, and the CCOs are evolving to join the majority of the pulsar popu-

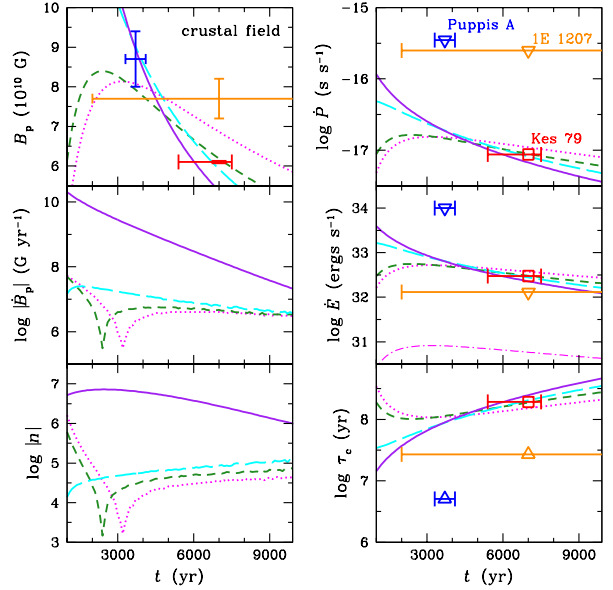


Figure 9. Pulsar observables: magnetic field at the pole B_p , spin period derivative \dot{P} , rotational energy loss rate \dot{E} , and characteristic age τ_c for the CCOs Puppis A, 1E 1207, and Kes 79; squares are values obtained from timing measurements, triangles are upper/lower limits obtained from timing, and stars are from spectral measurements (see Table 1). Lines are evolution models with an initial spin period $P_i = 0.105 \text{ s}$ and buried crustal field at density ρ_{sub} and birth magnetic field B_* : $[\log \rho_{\text{sub}} (\text{g cm}^{-3}), B_* (\text{G})] = (7.6, 5.1 \times 10^{13}; \text{solid}), (11.0, 9.0 \times 10^{11}; \text{long-dashed}), (11.4, 6.2 \times 10^{11}; \text{short-dashed}), \text{ and } (11.5, 6.2 \times 10^{11}; \text{dotted})$. Also shown are the calculated magnetic field derivative \dot{B}_p and braking index n ; the singularities are because of a change in sign of \dot{B}_p , from a growing to decaying B_p . The dot-dashed line for \dot{E} is the same as the dotted line but reduced by a factor of 4^3 due to the significantly longer spin period of 1E 1207 [see eq. (20)]. Note the different scale of the y-axes compared to those in Figs. 4-7, especially the linear (versus logarithmic) scale of the B_p -panel.

lation at longer spin periods, higher \dot{P} , and higher observed magnetic fields.

ACKNOWLEDGEMENTS

WCGH thanks the referee, Ulrich Geppert, for comments that improved the clarity of the manuscript. WCGH appreciates the use of the computer facilities at the Kavli Institute for Particle Astrophysics and Cosmology. WCGH acknowledges support from the Science and Technology Facilities Council (STFC) in the United Kingdom.

REFERENCES

- Abdo, A. A., et al. 2010, *ApJS*, 187, 460
- Bernal, C. G., Lee, W. H., & Page, D. 2010, *Revista Mexicana de Astron. Astrof.*, 46, 301
- Bignami, G. F., Caraveo, P. A., Luca, A. D., & Mereghetti, S. 2003, *Nature*, 423, 725
- Cassisi, S., Potekhin, A. Y., Pietrinferni, A., Catelan, M., & Salaris, M. 2007, *ApJ*, 661, 1094

- Chang, P., Bildsten, L. 2004, *ApJ*, 605, 830
- Chang, P., Bildsten, L., & Arras, P. 2010, *ApJ*, 723, 719
- Chevalier, R. A. 1989, *ApJ*, 346, 847
- Chugunov, A. I. & Haensel, P. 2007, *MNRAS*, 381, 1143
- De Luca, A. 2008, in *AIP Conf. Ser.* 983: 40 Years of Pulsars, eds. C. G. Bassa, Z. Wang, A. Cumming, & V. M. Kaspi (AIP: Melville), 311
- De Luca, A., Mereghetti, S., Caraveo, P. A., Moroni, M., Mignani, R. P., & Bignami, G. F. 2004, *A&A*, 418, 625
- De Luca, A., Mignani, R. P., Sartori, A., Hummel, W., Caraveo, P. A., Mereghetti, S., & Bignami, G. F. 2011, *A&A*, 525, A106
- Douchin, F. & Haensel, P. 2001, *A&A*, 380, 151
- Faucher-Giguère, C.-A. & Kaspi, V. M. 2006, *ApJ*, 643, 332
- Fesen, R. A., et al. 2006, *ApJ*, 645, 283
- Geppert, U., Page, D., & Zannias, T. 1999, *A&A*, 345, 847
- Geppert, U., Küker, M., & Page, D. 2004, *A&A*, 426, 267
- Gnedin, O. Y., Yakovlev, D. G., & Potekhin, A. Y. 2001, *MNRAS*, 324, 725
- Gotthelf, E. V. & Halpern, J. P. 2007, *ApJ*, 664, L35
- Gotthelf, E. V. & Halpern, J. P. 2008, in *AIP Conf. Ser.* 983: 40 Years of Pulsars, eds. C. G. Bassa, Z. Wang, A. Cumming, & V. M. Kaspi (AIP: Melville), 320
- Gotthelf, E. V. & Halpern, J. P. 2009, *ApJ*, 695, L35
- Gotthelf, E. V., Perna, R., & Halpern, J. P. 2010, *ApJ*, 724, 1316
- Gudmundsson, E. H., Pethick, C. J., & Epstein, R. I. 1982, *ApJ*, 259, L19
- Gunn, J. E. & Ostriker, J. P. 1969, *Nature*, 221, 454
- Haensel, P. & Potekhin, A. Y. 2004, *A&A*, 428, 191
- Haensel, P., Potekhin, A. Y., & Yakovlev, D. G. 2007, *Neutron Stars 1. Equation of State and Structure*. Springer, New York
- Halpern, J. P. & Gotthelf, E. V. 2010, *ApJ*, 709, 436
- Heinke, C. O. & Ho, W. C. G. 2010, *ApJL*, 719, L167
- Ho, W. C. G. & Heinke, C. O. 2009, *Nature*, 462, 71
- Itoh, N., Hayashi, H., & Kohyama, Y. 1993, *ApJ*, 418, 405 (erratum 436, 418 [1994])
- Itoh, N., Uchida, S., Sakamoto, Y., Kohyama, Y., Nozawa, S. 2008, *ApJ*, 677, 495
- Kaspi, V. M. 2010, *Proc. National Academy Sci.*, 16, 7147
- Konenkov, D. & Geppert, U. 2001, *MNRAS*, 325, 426
- Lattimer, J. M. & Prakash, M. 2007, *Phys. Rep.*, 442, 109
- Lattimer, J. M., van Riper, K. A., Prakash, M., & Prakash, M. 1994, *ApJ*, 425, 802
- Mereghetti, S., Tiengo, A., & Israel, G. L. 2002a, *ApJ*, 569, 275
- Mereghetti, S., De Luca, A., Caraveo, P. A., Becker, W., Mignani, R., & Bignami, G. F. 2002b, *ApJ*, 581, 1280
- Murray, S. S., Ransom, S. M., Juda, M., Hwang, U., & Holt, S. S. 2002, *ApJ*, 566, 1039
- Muslimov, A. & Page, D. 1995, *ApJ*, 440, L77
- Muslimov, A. & Page, D. 1996, *ApJ*, 458, 347
- Page, D., Geppert, U., & Weber, F. 2006, *Nucl. Phys. A*, 777, 497
- Pavlov, G. G., & Luna, G. J. M. 2009, *ApJ*, 703, 910
- Pons, J. A., Miralles, J. A., & Geppert, U. 2009, *A&A*, 496, 207
- Popov, S. B., Pons, J. A., Miralles, J. A., Boldin, P. A., & Posselt, B. 2010, *MNRAS*, 401, 2675
- Potekhin, A. Y. 1999, *A&A*, 351, 787
- Potekhin, A. Y. 2010, *A&A*, 518, A24
- Potekhin, A. Y., Baiko, D. A., Haensel, P., & Yakovlev, D. G. 1999, *A&A*, 346, 345
- Ransom, S. M. 2002, in *ASP Conf. Ser.* 271: Neutron Stars in Supernova Remnants, eds. P. O. Slane & B. M. Gaensler (ASP: San Francisco), 361
- Roger, R. S., Milne, D. K., Kesteven, M. J., Wellington, K. J., & Haynes, R. F. 1988, *ApJ*, 332, 940
- Romani, R. W. 1990, *Nature*, 347, 741
- Sanwal, D., Pavlov, G. G., Zavlin, V. E., & Teter, M. A. 2002, *ApJ*, 574, L61
- Shapiro, S. L. & Teukolsky, S. A., 1983, *Black Holes, White Dwarfs, and Neutron Stars* (John Wiley & Sons: New York)
- Shternin, P. S., Yakovlev, D. G., Heinke, C.O., Ho, W. C. G., Patnaude, D. J. 2011, *MNRAS Lett.*, in press (arXiv:1012.0045)
- Smith, D. A., et al. 2008, *A&A*, 492, 923
- Spitkovsky, A. 2006, *ApJ*, 648, L51
- Suleimanov, V. F., Pavlov, G. G., & Werner, K. 2010, *ApJ*, 714, 630
- Sun, M., Seward, F. D., Smith, R. K., & Slane, P. O. 2004, *ApJ*, 605, 742
- Tsuruta, S. 1998, *Phys. Rep.*, 292, 1
- Urpin, V. & Konenkov, D. 1997, *MNRAS*, 292, 167–176
- Urpin, V. A. & Muslimov, A. G. 1992, *MNRAS*, 256, 261
- Winkler, P. F., Tuttle, J. H., Kirshner, R. P., & Irwin, M. J. 1988, in *IAU Colloq.* 101: Supernova Remnants and the Interstellar Medium, eds. R. S. Roger & T. L. Landecker (Cambridge University Press: Cambridge), 65
- Yakovlev, D. G. & Kaminker, A. D. 1994, in *IAU Colloq.* 147: Equation of State in Astrophysics, eds. G. Chabrier & E. Schatzman (Cambridge University Press: Cambridge), 214
- Yakovlev, D. G. & Pethick, C. J. 2004, *ARA&A*, 42, 169
- Yakovlev, D. G. & Urpin, V. A. 1980, *Sov. Astron.*, 24, 303
- Yakovlev, D. G., Ho, W. C. G., Shternin, P. S., Heinke, C. O., & Potekhin, A. Y. 2011, *MNRAS*, 411, 1977
- Young, E. J. & Chanmugam, G. 1995, *ApJ*, 442, L53
- Zane, S., et al. 2011, *MNRAS*, 410, 2428