

1 **CLUES ON THE IMPORTANCE OF COMETS IN**
2 **THE ORIGIN AND EVOLUTION OF THE**
3 **ATMOSPHERES OF TITAN AND EARTH**

4
5 **Josep M^a Trigo-Rodriguez^{1,2}**

6
7 ¹ Institute of Space Sciences –CSIC, Campus UAB, Facultat de Ciències,
8 Torre C5-parell-2^a, 08193 Bellaterra, Barcelona, Spain. E-mail: trigo@ieec.uab.es

9 ² Institut d'Estudis Espacials de Catalunya (IEEC), Edif. Nexus,
10 c/Gran Capità, 2-4, 08034 Barcelona, Spain

11
12 **and**

13
14 **F. Javier Martín-Torres**

15 Centro de Astrobiología (CSIC-INTA), Carretera de Ajalvir, km. 4,
16 28850 Torrejón de Ardoz, Madrid, Spain. E-mail: Javiermt@cab.inta-csic.es

17
18
19
20
21
22
23 Accepted to be published in *Planetary and Space Science*
24 (*Special Issue Titan 2011*)

25 Submitted: September 10, 2010

26 Accepted: February 21, 2011

27 Manuscript Pages: 25

28 Tables: 2

29 Figures: 4

30

31

32 **Abstract:**

33

34 **Earth and Titan are two planetary bodies formed far from each other.**

35 **Nevertheless the chemical composition of their atmospheres exhibits common**

36 **indications of being produced by the accretion, plus ulterior *in-situ* processing of**

37 **cometary materials. This is remarkable because while the Earth formed in the**

38 **inner part of the disk, presumably from the accretion of rocky planetesimals**

39 **depleted in oxygen and exhibiting a chemical similitude with enstatite chondrites,**

40 **Titan formed within Saturn's sub-nebula from oxygen- and volatile-rich bodies,**

41 **called cometesimals. From a cosmochemical and astrobiological perspective the**

42 **study of the H, C, N, and O isotopes on Earth and Titan could be the key to**

43 **decipher the processes occurred in the early stages of formation of both planetary**

44 **bodies. The main goal of this paper is to quantify the presumable ways of chemical**

45 **evolution of both planetary bodies, in particular the abundance of CO and N₂ in**

46 **their early atmospheres. In order to do that the primeval atmospheres and**

47 **evolution of Titan and Earth have been analyzed from a thermodynamic point of**

48 **view. The most relevant chemical reactions involving these species and presumably**

49 **important at their early stages are discussed. Then we have interpreted the results**

50 **of this study in light of the results obtained by the Cassini-Huygens mission on**

51 **these species and their isotopes. Given that H, C, N and O were preferentially**

52 **depleted from inner disk materials that formed our planet, the observed similitude**

53 **of their isotopic fractionation, and subsequent close evolution of Earth's and**

54 **Titan's atmospheres points towards a cometary origin of Earth atmosphere.**

55 **Consequently, our scenario also supports the key role of late veneers (comets and**

56 **water-rich carbonaceous asteroids) enriching the volatile content of the Earth at**

57 **the time of the Late Heavy Bombardment of terrestrial planets.**

58

59 **Keywords: Titan; Earth, atmospheres; asteroid; comet; water; D/H ratio; minor**

60 **bodies.**

66
67
68
69
70
71
72
73
74
75
76
77
78
79
80
81
82
83
84
85
86
87
88
89
90
91
92
93
94
95
96
97
98
99

1. Introduction

While the Earth formed in the inner part of the disk, presumably from the accretion of rocky planetesimals with a chemical similitude with enstatite chondrites (Wasson, 1988; 2000), Titan formed within Saturn's sub-nebula from volatile-rich bodies, called cometesimals (Alibert and Mousis, 2007). Despite their different origins, the chemical and isotopic composition of the atmospheres of Titan and Earth exhibit common features of being produced by the accretion, plus ulterior *in-situ* processing of cometary materials (see e.g. Owen and Niemann, 2009). This fact is quite remarkable because it could suggest that the volatiles were delivered from cometesimals formed in the outer solar system regions. A significant progress in our knowledge of Titan's atmosphere has been achieved from the Cassini-Huygens mission (Coustenis et al., 2009) that can be used to better understanding the evolution of volatile-rich atmospheres in planetary bodies. From a cosmochemical and astrobiological perspective the study of the isotopic fractionation of H, C, N, and O can be the key to decipher the processes occurred in the early stages of formation of both planetary bodies. These essential elements in organic chemistry were preferentially depleted from inner disk materials. Volatile-rich particles were overheated when falling towards the Sun. Consequently, volatile species were vaporized and recycled when the solar wind swept such gases to the outer disk. Phase transitions produced most of the isotopic exchanges because the heating of ices is needed to bring back the isotopes to the gaseous phase. 81P/Wild 2 materials have revealed that tiny minerals, plus ices and organics inherited these anomalies at the time of cometesimal formation (Brownlee et al., 2006). However, the recent discovery of ultra carbonaceous interplanetary dust particles (IDPs) suggests that the carbon and other abundances of biogenic elements in some outer bodies could have been far from the standard CI chondritic ratio (Duprat et al., 2010). Some of these volatile-rich objects escaped collisional processing, and subsequent aqueous alteration (Trigo-Rodríguez and Blum, 2009a).

The similitude between the volatile fraction of Earth and Titan points towards a major volatile enrichment of the Earth through the called Late Heavy Bombardment (hereafter LHB) about 3.9 Ga ago. What can we consider as the more abundant chemical species building the primeval atmospheres of Earth and Titan? (For primeval we mean the post-accretionary atmosphere formed during the first hundreds million

100 years, i.e., the Hadean for Earth's case). At that period we expect that several volatile
101 species were obtained from thermal outgassing of chondritic material as a function of
102 atmospheric temperature, pressure, and bulk composition. The chondrites can be
103 considered the building blocks of the outer volatile fraction of Earth. Schaefer and
104 Fegley (2007) obtained that the major outgassed volatiles from ordinary chondrite
105 materials are CH₄, H₂, H₂O, N₂, and NH₃. These chemical species are the best
106 candidates we have for the primeval constituents of the atmospheres of Earth as we
107 know that ordinary and particularly enstatite groups of chondrites were major
108 contributors to Earth's building blocks (Wasson, 2000). Schaefer and Fegley (2007)
109 also demonstrated that CO is never the major C-bearing gas released during the
110 metamorphism of chondritic meteorites as the released gases are leading to a more
111 reducing atmosphere. Consequently CO and CO₂ probably are produced by secondary
112 processes in a more oxidizing planetary environment, subject to the influx of larger
113 amounts of organic matter, and volatiles as probably happened later on with the arrival
114 of the late veneers to the Earth-Moon system 4 Ga ago (Gomes et al., 2005). Most
115 probably the origin of CO₂ and CO in Titan was different because their initial forming
116 blocks were rich in volatile compounds. Consequently, outgassing of the icy component
117 of Titan's building blocks provided important amounts of CO₂, H₂O, NH₃, and CH₄ to
118 its primeval atmosphere (Lunine et al., 2009). Despite that there is not a geological
119 record of the primeval environment of Titan and Earth, in this paper we explore several
120 reactions that were presumably important in both environments, but perhaps at different
121 epochs. We will also address here two important issues:

122 a) The so-called CO deficiency issue in Titan: why CO is so underabundant in
123 Titan while it is the second most abundant volatile in comets?

124 b) The role of molecular nitrogen (N₂) in the presumable escape of the Earth's
125 and Titan's primeval atmospheres. Lichtenegger et al. (2010) has shown that N-rich
126 atmospheres may be not stable due to the high Extreme Ultraviolet (EUV) flux of the
127 young Sun.

128

129 **2. Compositional comparison: main atmospheric species and isotope ratios**

130

131 Current Earth and Titan's atmospheres are dominated by molecular nitrogen –
132 Titan also contains CH₄ and H₂ as other secondary constituents –. The dominance of N₂
133 is not surprising as this molecule is extremely stable. N₂ has a triple bond (N≡N) with

134 dissociation energy of 9.76 eV. This energy is higher than the C≡N bonds in HCN (9.58
135 eV) and CN (7.85 eV). The volume percent of N₂ in the atmosphere of Titan makes this
136 world similar to Earth, and it seems to require a secondary processing of N₂ from NH₃
137 where photolysis, impacts and endogenic processes are some suggested candidates
138 (Atreya et al., 2009). It is also remarkable that in the present Titan environment solar
139 EUV photons and photoelectrons break the N₂ bond at high altitudes to produce
140 HCN/nitriles. Similar processes could have occurred on Earth (more than 9 times closer
141 to the Sun than Titan) during the Hadean eon of terrestrial evolution, particularly under
142 a higher EUV flux than at present (Ribas et al., 2005; Lammer et al., 2008).

143

144 What clues can be obtained on the past of both objects from the major
145 atmospheric species and their preserved isotope ratios in both planetary bodies? Besides
146 the similarity of the N₂ dominated atmospheres in both planetary bodies, the isotopic
147 ratios of C, H, and O are remarkably similar (see Fig. 1). This places Titan in the family
148 of terrestrial planets. Just by comparing the measured isotopic ratios in Earth and Titan
149 atmospheres with those measured in comets, new ideas on the origin of Earth's
150 atmosphere and hydrosphere can be obtained. For example, it has been invoked that the
151 D/H ratio is a central parameter to reconstruct the origin and pathways of water in the
152 solar system (Greenberg, 1982; Eberhart et al., 1987; Delsemme, 2000). In Titan's
153 atmosphere this ratio has been recently measured as $(1.32 \pm 0.15) \times 10^{-4}$ (Bézard et al.
154 2007) that is smaller than the inferred $(2.09 \pm 0.45) \times 10^{-4}$ from fitting acetylene bands
155 (Coustenis et al., 2008). Interestingly the value by Bézard et al. is very close to the
156 Standard Mean Ocean Water (SMOW) terrestrial value of $\sim 1.6 \times 10^{-4}$ (see e.g. Meier &
157 Owen, 1999). Despite of this similitude, the D/H ratio of Titan's building blocks could
158 have been very different and enriched due to photochemical processes as previous
159 works studying the D/H ratio in CH₄ in Titan have concluded (Pinto et al. 1986; Lunine
160 et al. 1999; Cordier et al. 2008). This implies that the CH₄ in Titan's building blocks
161 might not reflect the observed one and the fact that it is close to the SMOW value is just
162 a coincidence. Another related point is that the D/H ratio in H₂O in the building blocks
163 of Enceladus has been measured to be cometary (Waite et al., 2009). Because formation
164 scenarios predict that Titan's and Enceladus' building blocks share a common origin
165 (Mousis et al. 2009), considering that the primordial D/H in water in Titan's building

166 blocks should be similar and then enriched by a factor of 2 compared to SMOW sounds
167 a good assumption.

168

169 On the other hand, the Titan ratio of $^{12}\text{C}/^{13}\text{C}=91.1 \pm 1.4$ is very close to the terrestrial
170 inorganic Vienna-Pee Dee Belemnite standard value of 89.4 (Niemann et al., 2010).
171 Moreover the $^{16}\text{O}/^{18}\text{O}$ ratio in Titan was recently estimated to be 346 ± 110 , while for
172 Earth is 390 ± 144 (Nixon et al, 2009, Table 6), which is also close to the terrestrial
173 value. An explanation for the slightly measured difference could be that the O ratios
174 were fractionated in the nebula or during aqueous alteration of bodies formed nearby the
175 snow line (Wasson, 2000), lately scattered due to the migration of the giant planets that
176 produced the LHB. Finally, the Titan ratio of $^{14}\text{N}/^{15}\text{N}=56 \pm 8$ measured in HCN
177 corresponds to an enrichment in ^{15}N of about five times the terrestrial ratio (Vinatier et
178 al., 2007). In any case, we remark that the inferred ratio from N_2 is 167.7 ± 0.6 (Niemann
179 et al., 2010) which is much closer to the terrestrial value of 272, just showing an
180 enrichment of only 1.6 in the heavy isotope. The differences between the $^{14}\text{N}/^{15}\text{N}$ ratio
181 inferred from N_2 and HCN can be explained by different photolysis rates between $^{14}\text{N}_2$
182 and $^{15}\text{N}^{14}\text{N}$ (see Liang et al., 2007).

183

184 **3. Equilibrium thermodynamics calculation.**

185

186 The H, C, N, and O isotope ratios of Titan, the terrestrial planets and comets
187 have been measured by different techniques and compiled by different authors (see e.g.
188 Atreya et al. 2009, for an updated review). We have compared these values in order to
189 get clues on the origin of volatile compounds on Earth and Titan. A better
190 understanding of the role of the presumable atmospheric constituents in the atmosphere
191 of the Earth during the Hadean (see Table 1) would depend on a detailed study of their
192 role in Titan.

193

194 In order to reveal the atmospheric evolution of the primeval atmospheres of
195 Titan and Earth we have studied some chemical equilibrium reactions presumably
196 important at the time of the primordial atmosphere. By using equilibrium
197 thermodynamics we assume that the lower atmospheres of both bodies could have been
198 in chemical equilibrium for most of their past. Our main goal has been to identify the

199 most probable primordial composition of the Titan and Earth atmospheres, and quantify
200 the presumable ways of chemical evolution.

201

202 Following this approach we analyze the evolution over long time scales of the
203 main species. For that we use a simple model of independent linear equations for each
204 species under study that takes into account chemical reactions of the form:



206 Every chemical reaction (1) has an equilibrium constant:

$$207 \quad K = \frac{C^c \cdot D^d}{A^a \cdot B^b} \quad (2)$$

208 that is related to the Gibbs free energy (G) as:

$$209 \quad \Delta G = -RT \ln K$$

210 where R is the gas constant and T the temperature.

211

212 We note that by definition ΔG equals the work exchanged by the system with its
213 surroundings during a reversible transformation from the same initial state to the final
214 state. Therefore, we can study the evolution of different atmospheric compounds by
215 considering the chemical reactions, the main species involved, and using the tabulated
216 free energies of formation of these components. We have used the Gibbs energies of
217 formation of the different compounds given in JANAF thermodynamic tables (1998).
218 From them were built the ΔG and K values for the set of equations listed in table 2.

219

220 **3.1. CO and CO₂**

221 First we analyze the stability of CO and CO₂ in the primeval atmospheres using
222 the reaction: $H_2(g) + CO_2(g) \leftrightarrow H_2O(g) + CO(g)$. From this reaction, taking into
223 account the Gibbs free energies for the different components and assuming that: (i) the
224 partial pressure of water was similar to the one observed on the present atmosphere of
225 Earth ($p_{H_2O} \sim 0.1$ atm); and (ii) a partial pressure of H₂ within the range proposed in the
226 literature (see Table 1), we obtain the ratio p_{CO}/p_{CO_2} given in Figure 2. It seems
227 evident that at temperatures lower than 600 K, the CO abundance is minor compared
228 with that of CO₂. This should explain the low concentrations of CO in Titan. For Earth,
229 it seems possible that the partial pressure of H₂ was higher in the past than nowadays
230 because in presence of free Fe and a much lower Fe^{3+}/Fe^{+2} ratio, the initial outgassed

231 volatiles may have been in a much less oxidized form. Depending on a lower or higher
232 abundance of CO₂ the primary iron-rich minerals could be respectively magnetite
233 (Fe₃O₄) or siderite (FeCO₃) (Kasting, 2010). Both minerals have been identified in
234 ancient soils called Banded Iron Formations (BIF) and recently analysed to constraint
235 the pCO₂ atmospheric levels (Rosing et al., 2010). In any case, the hydrodynamic
236 escape process is an important sink for H₂ that would be larger under high-temperature
237 conditions (Tian et al., 2008). Under such a scenario perhaps the pH₂ reached its
238 maximum value (about 10⁻² atm) in the Hadean, decreasing with time until the present
239 atmospheric value (5·10⁻⁸ atm). If CO was introduced from exogenous sources or
240 produced in bolide plumes after giant impacts, as the temperature decreased the CO
241 would be transformed progressively in CO₂.

242

243 **3.2 NH₃ and N₂**

244 Particularly, we analyzed the reaction: 3H₂(g) + N₂ (g) ↔ 2 NH₃(g) that
245 provides clues on the evolution of the partial pressures on ammonia and molecular
246 nitrogen in the post-accretionary atmosphere of Titan. It is remarkable that the
247 production of ammonia under pN₂~1 requires significant abundance of H₂ (Fig. 3). For
248 the range of temperatures assumed to be present in the early Titan, the N₂ originated by
249 irradiation or impacts prevents an ulterior transformation to ammonia only for those
250 models involving low partial pressures of H₂.

251

252 **3.3 CH₄ and CO₂**

253 Finally, to analyze the stability of CH₄ and CO₂ in both, Earth and Titan, we
254 made equilibrium calculations for the reaction: 4H₂(g) + CO₂ (g) ↔ 2 H₂O(g) + CH₄(g)
255 taking into account the Gibbs free energies for the different components and, again,
256 assuming that the partial pressure of water was similar to that in the present atmosphere
257 (pH₂O~0.1); and that the partial pressure of H₂ was inside the range usually accepted in
258 the literature for the Earth (Table 1). The results are shown in Figure 4. From the
259 derived pCH₄/pCO₂ ratio it is evident that the role of methane as greenhouse gas could
260 have been important during the Hadean.

261

262

263

264

265 4. Discussion: Titan versus primeval Earth

266 Different instruments onboard the *Cassini-Huygens* mission obtained crucial
267 measurements that have helped to our understanding of the isotopic ratios present in
268 Titan's dense atmosphere. The new picture obtained from the data provides important
269 constraints on the origin, and evolution of Titan, but also raises new questions about its
270 amazing similarity with planet Earth. Some atmospheric evolutionary processes in Earth
271 and Titan would have been similar, but other not, as consequence of very different
272 radiation environments, equilibrium temperatures, endogenic processes, and impact
273 rates. Differentiated isotope fractionation processes occurred in Titan's atmosphere
274 would have been consequence of different mixing ratios, and solar flux compared to
275 Earth. Despite of this, the similarity of the isotopic ratios of H, C, N, and O is
276 remarkable. H₂ and N₂ species could have suffered a massive escape at early times of
277 Titan's evolution. Note that Lichtenegger et al. (2010) have recently demonstrated that
278 N-rich atmospheres may be not stable due to the high EUV flux of the young Sun. The
279 Earth's atmosphere could have been lost before 4 Ga ago if was mainly composed by
280 molecular nitrogen as nowadays. Similar problems could occur on Titan due to its low
281 gravity field during the high EUV flux period of the young Sun (the first 200 - 500 Ga
282 after the Sun arrived at the Zero Age Main Sequence (ZAMS)).

283
284 Based on the current data we propose here an scenario were the Earth partially
285 lost its atmosphere 4 Ga ago and recovered it again during the LHB. A similar evolution
286 of the volatiles in our planet and Titan can be suggested. The ¹⁵N enrichment could be
287 consequence of a significant amount of N₂ lost since the formation of the earliest
288 atmosphere of Titan (Atreya et al., 2009; Lammer et al., 2008; Penz et al., 2005). It is
289 also remarkable the close similitude for the D/H and ¹²C/¹³C ratios in both atmospheres
290 (Fig. 1). The ¹⁶O/¹⁸O ratio is also close within the error suggesting that oxidized
291 building blocks of Earth and Titan could have shared a common origin in the nebula.
292 Consequently, most of the mentioned isotopic ratios suggest signatures inherited in
293 Earth and Titan from volatiles preserved in comets, but other require additional
294 modeling of the earliest atmospheric evolution of Titan and Earth. In particular nitrogen
295 fixation by intense volcanic lightning in the early Earth (Navarro-González et al., 1998)
296 could explain the specific nitrogen-dissimilarity in both planetary bodies.

298 Volatile-rich bodies were preferentially scattered from the outer solar system
299 regions during the LHB period as a consequence of the giant planets migration invoked
300 by the Nice model (Gomes et al., 2005). We expect a crucial role of these late veneers in
301 the enrichment of the atmosphere of Earth, making it similar to that one of Titan. In this
302 sense, the isotopic fractionations of H, C, N and O in Earth and Titan's atmospheres are
303 similar to those expected for primordial volatile materials delivered from comets
304 (Owen, 1982; Owen and Bar-Nun, 1995; Owen and Niemann, 2009). This is most
305 probably a direct evidence of the important role of comets in the volatile enrichment of
306 Earth previously claimed by several authors (see e.g. Oró, 1961; Oró et al., 1990; Owen
307 and Bar-Nun, 1995; Delsemme, 2000). On the other hand, the different ways of trapping
308 volatiles in planetesimals is a complicated issue that is out of the scope of this paper, but
309 they have been widely discussed in Lunine et al. (2009).

310

311 Was water brought by comets or asteroids? This unsolved issue can have a no so
312 complicated answer as in the outer part of the belt both definitions remain diffuse.
313 Probably many bodies in that region accreted significant amounts of water ice and
314 complex organics as suggests the recent discovery of Main Belt comets (Hsieh & Jewitt,
315 2006). In fact, it has been suggested that the precursor materials of carbonaceous
316 chondrites possibly accreted higher amounts of volatiles than previously believed (Nuth,
317 2008; Trigo-Rodríguez & Blum, 2009a). If so, we cannot consider any group of
318 carbonaceous chondrite, not even any combination of present meteorite types, as
319 representative of the late veneers' population because such bodies have evolved with
320 time towards higher compacted samples (Blum et al., 2006). We expect that the main
321 population of impactors during the LHB was presumably formed by highly porous and
322 easily disrupting volatile-rich bodies that particularly enriched the volatile-depleted
323 content of terrestrial planets (Trigo-Rodríguez & Blum, 2009a). This is consistent with
324 small asteroids suffering collisionally-induced compaction, brecciation and aqueous
325 alteration of their forming minerals (Trigo-Rodríguez & Blum, 2009b).

326

327 In any case, we wish to remark that many issues remain open. As a recent
328 evaluation of the noble gas signatures indicates, the necessary fraction of cometary
329 matter brought during the LHB to account for the noble gas atmospheric inventory is
330 <1% (Marty and Meibom, 2007). This amount is by far lower than the one predicted by
331 Gomes et al. (2005) modeling ($\approx 50\%$). Ulterior simulations by O'Brien et al. (2006)

332 show that the mass fraction of material in the terrestrial planets from beyond 2.5 AU
333 ranges from 1.6 to 38%, with a median value of 15%. As a fraction of planet mass, the
334 median mass fraction of material delivered in the late veneer epoch was estimated to be
335 of 0.7% (O'Brien et al., 2006). This value could be consistent with Marty and Meibom
336 (2007) suggestions about the noble gas inventory, and could be enough to explain the
337 water inventory. Despite of this we remark that the proportion of water delivered by
338 comets or Kuiper Belt Objects (KBOs) could be much higher than the 10% assumed
339 from carbonaceous chondrite meteorite analysis because they are the biased toughest
340 samples arrived from largest and probably inhomogeneous bodies that 4 Gyrs ago could
341 contain highest abundances of water before experiencing collisional processing (Trigo-
342 Rodríguez & Blum, 2009a). An example is the evidence in carbonaceous groups of
343 chondrites (like e.g. the CM water-rich group) of hydrated and unhydrated meteorites
344 coming each one from different regions of a parent asteroid (Trigo-Rodríguez et al.,
345 2006; Rubin et al., 2007). At the same time, the Earth's mantle is enriched in highly
346 siderophiles elements relative to the expected from core formation (Morgan et al., 2001)
347 which can be interpreted by adding about a 1% of late veneer material to the mantle
348 long after core formation ceased (Drake and Righter, 2002; O'Brien et al., 2006).

349

350 The most abundant N-bearing molecules measured from remote observation of
351 comets are N₂ and NH₃ with a maximum inferred abundance ratio relative to water of
352 1% and 1.5% respectively (Krueger & Kissel, 1987; Rauer, 2008). Other N-bearing
353 molecules like N₂, HCN, HC₃N, CH₃CN, NH₂CHO, etc. could account by another
354 additional ≈1% relative to water (Rauer, 2008). To this value we should add the N host
355 in minerals, and the carbonaceous matrix that is particularly N-rich in CI and CM
356 groups of chondrites (Rubin & Choi, 2009). Could this total 2-5% N content be enough
357 to explain the present day 800 mbar of N in the terrestrial atmosphere?. We think it is
358 possible, particularly taking also into account the continuous flux of volatile elements
359 from IDPs, and meteoroids (see e.g. Anders, 1989), but to answer this point could be
360 premature on the light of our current knowledge on the N abundance in comets. We
361 remark how unknown is, for example, the amount of N host in cometary interiors. We
362 hope that future Rosetta ESA mission experiments to measure the volatile elements
363 contained in comet 67P/Churyumov-Gerasimenko could give additional clues to answer
364 this question (e.g. Morse et al., 2009).

365

366 We see Titan as a natural oasis of remarkable astrobiological significance to
367 understand the environment in which origin of life took place on Earth (Raulin et al.
368 2009). Figure 2 exemplifies that H₂-rich atmospheres tend to promote a higher
369 abundance of CO relative to CO₂. Note that having in the early times a quick
370 hydrodynamic escape will decrease the abundance of molecular hydrogen. This,
371 together with the expected temperature decrease with time, indicates that the
372 atmosphere should tend to have more CO₂ than CO (see Fig. 2). In any case, we
373 obviously note that equilibrium calculations to decipher the persistence of CO or CO₂
374 species should be taken with caution. For example, Kasting (1989, 1997) proposed for
375 the early Earth that the rapid weathering of the ejecta from frequent large impacts could
376 have provided a sink for the atmospheric CO₂. In consequence, short-time scale
377 stochastic events (eruptions, impacts, etc...) could produce abundances well out of
378 chemical equilibrium. Note that the rapid conversion of CO into CO₂ and CH₄ predicted
379 by our simple model relaxes the temperature constraints that were imposed to the
380 satellite planetesimals in order to explain their current atmospheric compositions
381 (Alibert and Mousis, 2007; Mousis et al., 2009), in particular the low abundance of CO
382 in Titan's atmosphere.

383

384 On the other hand, our results suggest that ammonia and methane could have
385 been present in the primeval atmospheres of Earth and Titan. Figures 3 and 4 exemplify
386 that H₂-rich atmospheres tend to promote a higher abundance of NH₃ and CH₄. Both
387 species probably played an important role as greenhouse gases. In fact, Sagan & Chyba
388 (1997), attempting to solve the called faint young Sun paradox, proposed the formation
389 of particles of organic polymers (tholins) by the action of UV light in an atmosphere
390 with CO₂/CH₄<1. According to their model, methane and ammonia participated in a
391 kind of feedback cycle, working together in two main ways: (i) methane's presence
392 produced an organic haze due its capacity to polymerize and (ii) this haze can protect
393 ammonia from UV photodissociation. In any case, the tendency of NH₃ and CH₄ to
394 decompose in short time scales by solar irradiation has been the main criticism of the
395 community against a strongly reducing Hadean terrestrial atmosphere. Current lifetime
396 of atmospheric CH₄ in Titan is ~ 15 Ma so it must be continually resupplied from the
397 interior. On Titan CH₄ complex photochemistry occurs with high efficiency as most
398 hydrogen (H or H₂) escapes at the limiting diffusion velocity and negligible CH₄ is
399 recycled by the reaction H + CH₃. The irreversible photolysis of CH₄ leads to the

400 formation and deposition of C_2H_x compounds on the surface. This behaviour is
401 extremely interesting as Titan nowadays could have a similar chemistry to the one that
402 the Earth had at the end of the Hadean eon. Suspended in the stratosphere, these
403 polymers protect the lower atmosphere from UV photolysis acting as a screen capable
404 to avoid the photodecomposition of these greenhouse gases. Initially the community
405 was against the presence of other greenhouse gases as NH_3 or CH_4 based on the
406 argument that these gases were easily photodissociated by UV light than CO_2 .

407

408 Then, according to previous discussion, it seems that a plausible scenario to
409 build life consists of a dense atmosphere where small particles like e.g. organic haze and
410 meteoric metals (Sekine et al., 2003) could act as catalysts for the formation of more
411 complex organic compounds from simple precursors such as CO_x and CH_4 , thus
412 promoting increasing complexity (Trigo-Rodríguez et al., 2010). Obviously Titan's
413 photochemistry (Coustenis et al., 2009) is nowadays exemplifying the complexity of
414 this problem. We think that this enriching period was common to Earth and Titan, but
415 with photochemical and geochemical differences inherent respectively to their different
416 distances to the Sun, and surface minerals available after accretion.

417

418 **5. Conclusions**

419 We have analyzed the primeval atmospheres of Titan and Earth and their
420 evolution from a thermodynamic point of view in order to quantify the presumable ways
421 of chemical evolution of both planetary bodies, and, in particular to explain the
422 abundances of CO and N_2 in their early atmospheres. The main conclusions of this work
423 can be summarized as follows:

- 424 - Titan provides an extraordinary environment to better understand some
425 of the chemical processes that lead to the apparition of life on Earth. Its
426 atmosphere is a natural laboratory that, in many aspects, seems to have
427 a strong similitude with our current picture of the pre-biotic atmosphere
428 of Earth.
- 429 - For the range of $0.01 < p(H_2) < 1$ and from the derived pCH_4/pCO_2 ratio,
430 the role of methane as greenhouse gas was probably important during
431 the Hadean.

- 432 - The CH₄ computed abundances: $10^{-4} \leq p\text{CH}_4/p\text{CO}_2 \leq 1$ have UV shielding
433 implications for stability and production of organics. Such balance can
434 be additionally reinforced by destruction of CO₂.
- 435 - Current signatures in the atmospheres of Earth and Titan suggests that
436 their early atmospheres were affected by a massive escape of N₂ under
437 a strong EUV solar flux.
- 438 - The rapid conversion of CO into CO₂ and CH₄ predicted by our
439 thermodynamic model relaxes the temperature constraints that are
440 usually imposed to the satellite planetesimals in order to explain their
441 current atmospheric compositions. This also should explain the deficit
442 of CO in Titan.
- 443 - A CH₄- and HCN-rich scenario could act as catalysts for the formation
444 of complex organic compounds during continuous ablation processes,
445 from simple chemical precursors, thus promoting increasing
446 complexity. Organic enrichment of the Hadean Earth surface as
447 consequence of the LHB could be considered the first step of prebiotic
448 evolution.
- 449 - Finally, given that light elements as e.g. H, C, N and O were
450 preferentially depleted from inner disk materials that formed our planet,
451 the isotopic similitude between these species in Earth and Titan is
452 pointing towards a cometary origin of Earth atmosphere.

453

454 Among the future challenges to get new clues in this regard, the robotic
455 exploration of Titan to study its surface and subsurface would answer some of the
456 questions raised from the Cassini-Huygens scientific breakthrough.

457

458 **Acknowledgements**

459 JMTR acknowledges financial support from Spanish National Plan of Scientific
460 Research of MICINN under grant AYA2008-01839/ESP. He also recognizes the
461 motivation received to study the early stages of Earth's atmosphere and the very
462 suggestive teachings received from Prof. J. Oró and Prof. John T. Wasson (UCLA).
463 This paper is dedicated to the memory of Prof. J. Oró. We also thank Dr. Olivier
464 Mousis, an anonymous reviewer, and the volume editor Dr. Conor Nixon for their
465 insightful suggestions.

466 **REFERENCES**

- 467 Alibert, Y., and Mousis, O., 2007. Formation of Titan in Saturn's subnebula:
468 constraints from Huygen probe measurements. *A&A* 465, 1051.
- 469 Anders, E. 1989. Pre-biotic organic matter from comets and asteroids. *Nature*
470 342, 255-257.
- 471 Atreya, S.K., Lorenz, R.D., and Waite, J.H. 2009. Volatile origin and cycles:
472 nitrogen and methane. In: *Titan from Cassini-Huygens*, Brown R.H., Lebreton J.P. &
473 Hunter Waite J. (Eds.), Springer, pp. 177-199.
- 474 Bézard, B. et al. 2007. Detection of $^{13}\text{CH}_3\text{D}$ on Titan. *Icarus* 191, 397-400.
- 475 Blum, J. et al. 2006. The physics of protoplanetesimal dust agglomerates. I.
476 Mechanical properties and relations to primitive bodies in the solar system.
477 *Astrophysical Journal* 652, 1768-1781.
- 478 Brownlee, D. et al. 2006. Comet 81P/Wild 2 Under a Microscope. *Science* 314,
479 1711-1716.
- 480 Cordier, D. et al. 2008. Photochemical Enrichment of Deuterium in Titan's
481 Atmosphere: New Insights from Cassini-Huygens. *Ap.J.* 689, L61-L64.
- 482 Coustenis, A. et al. 2008. Detection of C_2HD and the D/H ratio on Titan. *Icarus*
483 197, 539-548.
- 484 Coustenis, A. et al. 2009. Earth-based perspective and pre-Cassini-Huygens
485 knowledge of Titan. In: *Titan from Cassini-Huygens*, Brown R.H., Lebreton J.P. &
486 Hunter Waite J. (Eds.), Springer, 9-34.
- 487 Delsemme A. 2000. 1999 Kuiper Prize Lecture Cometary Origin of the
488 Biosphere *Icarus* 146, 313.
- 489 Drake M.J. and Righter K. 2002. Determining the composition of the Earth.
490 *Nature* 416, 39-44.
- 491 Duprat J. et al. 2010. Extreme deuterium excesses in ultracarbonaceous
492 micrometeorites from central antarctic snow. *Science* 328, 742-745.
- 493 Eberhardt P. et al. 1987. The D/H ratio in water from comet P/Halley. *Astron.*
494 *Astrophys.* 187, 435-437.
- 495 Farquhar J. and Wing B.A. 2003. Multiple sulfur isotopes and the evolution of
496 the atmosphere. *Earth and Planet. Sci. Lett.* 213, 1-13.
- 497 Gomes R. et al. 2005. Origin of the cataclysmic Late Heavy Bombardment
498 period of the terrestrial planets.. *Nature* 435: 466-469.

499 Greenberg J.M. 1982. What are comets made of - A model based on interstellar
500 dust. In Comets, Ed. L.L. Wilkening, Univ. Arizona Press, Tucson, pp. 131-163.

501 Holland H.D. 1984. *The Chemical Evolution of the Atmosphere and Oceans*.
502 Princeton Univ. Press, Princeton.

503 Hsieh H., and D. Jewitt. 2006. A population of comets in the main Main
504 Asteroid Belt. *Science* 312, 561-563.

505 JANAF. 1998. *Thermochemical Tables*, Chase, M. (Ed.), Am. Inst. Phys., NY.

506 Kasting J.F. 1989. Carbon oxidation state in the early atmosphere: CO₂ or CO?.
507 *Origins of Life and Evolution of the Biosphere* 19, Issue 3-5, 225-226.

508 Kasting J.F. 1993. Earth's early atmosphere. *Science* 259, 920-926.

509 Kasting J.F. 1997. Planetary Science update: the early Mars climate question
510 heats up. *Science* 278, 1245.

511 Kasting, J. F. 2010. Early Earth: Faint young Sun redux. *Nature* 464, 687-689.

512 Krueger F.R. and Kissel J. 1987. The chemical composition of the dust of comet
513 P/Halley as measured by PUMA on board VEGA-1. *Naturwiss.* 74, 312-316.

514 Lammer, H. et al. 2008. Atmospheric escape and evolution of terrestrial planets
515 and satellites, *Space Sci. Rev.*, 139, 399-436.

516 Liang M.-C. 2007. Source of Nitrogen isotope anomaly in HCN in the
517 atmosphere of Titan. *Ap. J. Lett.* 664 (2), L115-L118.

518 Lunine, J.I., Yung, Y.L., and Lorenz, R.D. 1999. On the volatile inventory of
519 Titan from isotopic abundances in nitrogen and methane. *Plan. Space. Sci.* 47, 1291-
520 1303.

521 Lunine J., et al. 2009. The origin and evolution of Titan. In: *Titan from Cassini-*
522 *Huygens*, Brown R.H., Lebreton J.P. & Hunter Waite J. (Eds.), Springer, pp. 35-59.

523 Marty B., and Meibom A. 2007. Noble gas signature of the Late Heavy
524 Bombardment in the Earth's atmosphere. *eEarth* 2, 43-49.

525 Meier R., and Owen T.C. 1999. Cometary deuterium. *Space Sci. Rev.* 90, 33-43.

526 Morgan J.W., Walker, R.J., Brandon, A.D., and Horan, M.F. 2001. Siderophile
527 elements in Earth's upper mantle and lunar breccias: Data synthesis suggests
528 manifestations of the same late influx. *Meteorit. Planet. Sci.* 36, 1257-1267.

529 Morse A.D. et al. 2009. Ptolemy-A GCMS to measure the chemical and stable
530 isotopic composition of a comet. In: *Rosetta: ESA's mission to the origin of the solar*
531 *system*. R. Schulz, C. Alexander, H. Boehnhardt, and K-H. Glassmeier (Eds.), Springer,
532 New York, pp. 669-686.

533 Mousis, O. et al. 2009. Formation Conditions of Enceladus and Origin of Its
534 Methane Reservoir. *Ap.J. Lett.* 701, L39-L42.

535 Navarro-González, R., Molina, M.J., and Molina, L.T. 1998. Nitrogen fixation
536 by volcaninc lightning in the early Earth. *Geophys. Res. Lett.* 25, no.16, 3123-3126.

537 Niemann H.B. et al. (2010) Composition of Titan's lower atmosphere and simple
538 surface volatiles as measured by the Cassini-Huygens probe gas chromatograph mass
539 spectrometer experiment. *J. Geoph. Res.* 115(E12), E12006.

540 Nixon C.A. et al. 2009. Infrared limb sounding of Titan with the Cassini
541 Composite InfraRed Spectrometer: effects of the mid-IR detector spatial responses.
542 *Appl. Opt.* 48(10), 1912-1925.

543 O'Brien, D.P., Morbidelli, A., and Levison, H.F. 2006. Terrestrial planet
544 formation with strong dynamical friction. *Icarus* 184, 39-58.

545 Oró, J. 1961. Comets and the Formation of Biochemical Compounds on the
546 Primitive Earth. *Nature* 190, 389.

547 Oró, J. et al. 1990. The Origin and Early Evolution of Life on Earth. *Ann. Rev.*
548 *Earth Planet. Sci.* 18: 317-356.

549 Owen, T.C. 1982. The composition and origin of Titan's atmosphere. *Planet.*
550 *Space Sci.* 30, 833-838.

551 Owen, T.C. and Bar-Nun, A. 1995. Comets, impacts and atmospheres. *Icarus*
552 116, 215-226.

553 Owen, T. and Encrenaz, T. 2003. Element abundances and isotope ratios in the
554 giant planets and Titan. *Space Sci. Rev.* 106, 121-138.

555 Owen, T. and Niemann, H.B. 2009. The origin of Titan's atmosphere: some
556 recent advances. *Phil. Trans. Roy. Soc.* 28, 607-615.

557 Penz, T. et al. 2005. The influence of the solar particle and radiation
558 environment on Titan's atmosphere evolution *Advances in Space Research* 36, 241-250.

559 Pinto, J.P. et al. 1986. D to H ratio and the origin and evolution of Titan's
560 atmosphere. *Nature* 319, 388-390.

561 Rauer H. 2008. Comets. In: *Trans-Neptunian Objects and Comets*, D. Jewitt, A.
562 Morbidelli, and H. Rauer (Eds.), SAAS-FEE Advanced Course, Swiss Soc. *Astrophys.*
563 *& Astron.*, pp. 165-254.

564 Raulin F. et al. 2009. Titan's astrobiology. In: *Titan from Cassini-Huygens*,
565 Brown R.H., Lebreton J.P. & Hunter Waite J. (Eds.), Springer, pp. 215-233.

566 Ribas, I. et al. 2005. Evolution of the solar activity over time and effects on
567 planetary atmospheres. I. High energy irradiances (1-1700 A). *Ap. J.* 622, 680-694.

568 Rosing M.T. et al. 2010. No climate paradox under the faint early Sun. *Nature*
569 464, 744-747.

570 Rubin A.E. and Choi B.G. 2009. Origin of halogens and nitrogen in enstatite
571 chondrites. *Earth Moon Plan.* 105, 41-53.

572 Rubin A.E. et al. (2007) Progressive aqueous alteration of CM carbonaceous
573 chondrites. *Geochim. Cosmoch. Acta* 71, 2361-2382.

574 Schaefer L. and Fegley B. 2007. Outgassing of ordinary chondritic material and
575 some of its implications for the chemistry of asteroids, planets, and satellites. *Icarus*
576 186, 462-483.

577 Sagan C. and Chyba C. 1997. The early faint Sun Paradox. *Science* 276, 1217-
578 1221.

579 Sekine Y. et al. 2003. Methane production by large iron impacts on early Earth.
580 *J. Geophys. Res.* 108, E7, 6 1-11.

581 Tian F. et al. 2008. Hydrodynamic planetary thermosphere model: 1. the
582 response of the Earth's thermosphere to extreme solar EUV conditions and the
583 significance of adiabatic cooling. *J. Geophys. Res.* 113, doi:10.1029/2007JE002946.

584 Trigo-Rodríguez, J.M. 2006. The role of comets and meteorites in the origin of
585 life. In *Life as we know it*. Seckbach, J. (Ed.), Springer, NY.

586 Trigo-Rodríguez, J.M., and Blum, J. 2009a. Tensile strength as an indicator of
587 the degree of primitiveness of undifferentiated bodies. *Planet. Space Sci.* 57, 243.

588 Trigo-Rodríguez, J.M. and Blum, J. 2009b. The effect of aqueous alteration and
589 metamorphism in the survival of presolar silicate grains in chondrites. *Publ. Astron.*
590 *Soc. Australia* 26(3), 289-296.

591 Trigo-Rodríguez, J.M., Rubin, A.E., and J.T. Wasson (2006) Non-nebular origin
592 of dark mantles around chondrules and inclusions in CM chondrites. *Geochim.*
593 *Cosmoch. Acta* 70, 1271-1290.

594 Trigo-Rodríguez, J.M., Ribas I., and Llorca, J. 2010. The role of the solar XUV
595 flux and impacts in the earliest atmosphere of the Earth. In *Pathways towards habitable*
596 *planets*. ASP Conf. Series vol.430, 547-548.

597 Vinatier, S., Bézard, B., and Nixon, C.A. 2007. The Titan $^{14}\text{N}/^{15}\text{N}$ and $^{12}\text{C}/^{13}\text{C}$
598 isotopic ratios in HCN from Cassini/CIRS. *Icarus* 191, 712.

599 Waite, J.H. Jr. et al. 2009. Liquid water on Enceladus from observations of
600 ammonia and ⁴⁰Ar in the plume. Nature 460, 487-490.

601 Wasson, J.T. 1988. The building stones of the planets. In *Mercury*, edited by
602 R.H. Hewins, R. Jones, and E.R.D.Scott, pp. 622-650. Univ. of Arizona Press, Tucson,
603 USA.

604 Wasson, J.T. 2000. Oxygen-isotopic evolution of the solar nebula. Rev. Geoph.
605 38-4, 491-512.

606

607

608

609

610

611

612

613

614

615

616

617

618

619

620

621

622

623

624

625

626

627

628

629

630

631

632

633

634

635

636

TABLES

637 Table 1. Partial pressure of presumable components of the Hadean terrestrial

638 atmosphere.

Gas	REFERENCES				Comments
	Holland, 1984	Kasting, 1993	Sagan & Chyba 1997	Sekine et al, 2003	
N ₂	$0.1 \leq pN_2 \leq 1$	$0.8 \leq pN_2 \leq 1$	-	$pN_2 \approx 0.8$ (from Kasting)	Inactive and assumed to have similar abundance to the present atmosphere.
CO ₂	$10^{-5} \leq pCO_2 \leq 10^{-3}$	$10^{-1} \leq pCO_2 \leq 10$	probably $pCO_2 \leq 10^{-1}$	$pCO_2 \approx 10^{-1}$ (assumed from Kasting)	Farquhar & Wing (2003) propose an upper limit of [CO ₂] ≤ 0.5 bar according to Δ ³³ S evidence.
CO	$10^{-8} \leq pCO \leq 10^{-6}$	$10^{-1} \leq pCO \leq 1$	-	$10^{-2} \leq pCO \leq 10^{-1}$ 1	minor relative to CO ₂
H ₂	$10^{-7} \leq pH_2 \leq 10^{-3}$	$pH_2 \approx 3 \times 10^{-3}$	-	$10^{-3} \leq pH_2 \leq 1$	High differences depending on the source.
NH ₃	$pNH_3 \leq 10^{-5}$ (if existed)	$10^{-6} \leq pNH_3 \leq 10^{-4}$	$10^{-6} \leq pNH_3 \leq 10^{-4}$	-	Proposed greenhouse to solve faint Sun dilemma. Its survival to UV light requires presence of CH ₄ .
CH ₄	$pCH_4 \leq 10^{-2}$	$10^{-5} \leq pCH_4 \leq 10^{-3}$	$10^{-5} \leq pCH_4 \leq 10^{-4}$	$pCH_4 \leq 10^{-1}$	Proposed greenhouse, whose polymerization produces UV protective hazes
O ₂	Negligible	-	-	-	Nearly absent as deduced from MIF of Sulfur isotopes

639

640 Table 2. Compilation of the net ΔG , and K values for each reaction depending
 641 on temperature. Original thermodynamic data for every species were taken from
 642 JANAF (1998) obtained for a pressure of 1 bar. *[Note for final edition that the*
 643 *columns should be aligned, and having the same size for each Temperature.*
 644 *Current display is a Word edition artefact]:*

T (K)	200	300	400	500	600	700	800	900	1000	1100	1200	1300	1400	1500
$\text{H}_2(\text{g}) + \text{CO}_2(\text{g}) \leftrightarrow \text{H}_2\text{O}(\text{g}) + \text{CO}(\text{g})$														
ΔG	32793	28566	24436	20474	16689	13068	9593	6249	3021	-107	-3146	-6106	-8998	-11828
K	2.72×10^{-9}	1.06×10^{-5}	6.4×10^{-4}	7.27×10^{-3}	3.52×10^{-2}	0.106	0.236	0.434	0.695	1.012	1.371	1.759	2.166	2.581
$3\text{H}_2(\text{g}) + \text{N}_2(\text{g}) \leftrightarrow 2\text{NH}_3(\text{g})$														
ΔG	-51358	-32366	-11882	9600	31758	54380	77324	100494	123820	147250	170746	194282	217836	241392
K	2.58×10^{13}	4.31×10^5	35.6	0.099	1.72×10^{-3}	8.75×10^{-5}	8.94×10^{-6}	1.47×10^{-6}	3.41×10^{-7}	1.02×10^{-7}	3.7×10^{-8}	1.6×10^{-8}	7.5×10^{-9}	3.9×10^{-9}
$4\text{H}_2(\text{g}) + \text{CO}_2(\text{g}) \leftrightarrow 2\text{H}_2\text{O}(\text{g}) + \text{CH}_4(\text{g})$														
ΔG	-129608	-113224	-95181	-75904	-55719	-34869	-13521	8198	30198	52407	74772	97255	119823	142454
K	3.67×10^{22}	6.09×10^{14}	8.8×10^9	4.05×10^6	1.44×10^4	1.89×10^2	6.09	0.37	3.7×10^{-2}	5.23×10^{-3}	9.91×10^{-4}	2.35×10^{-4}	6.7×10^{-5}	2.24×10^{-5}

645

646

647

648

649

650

651

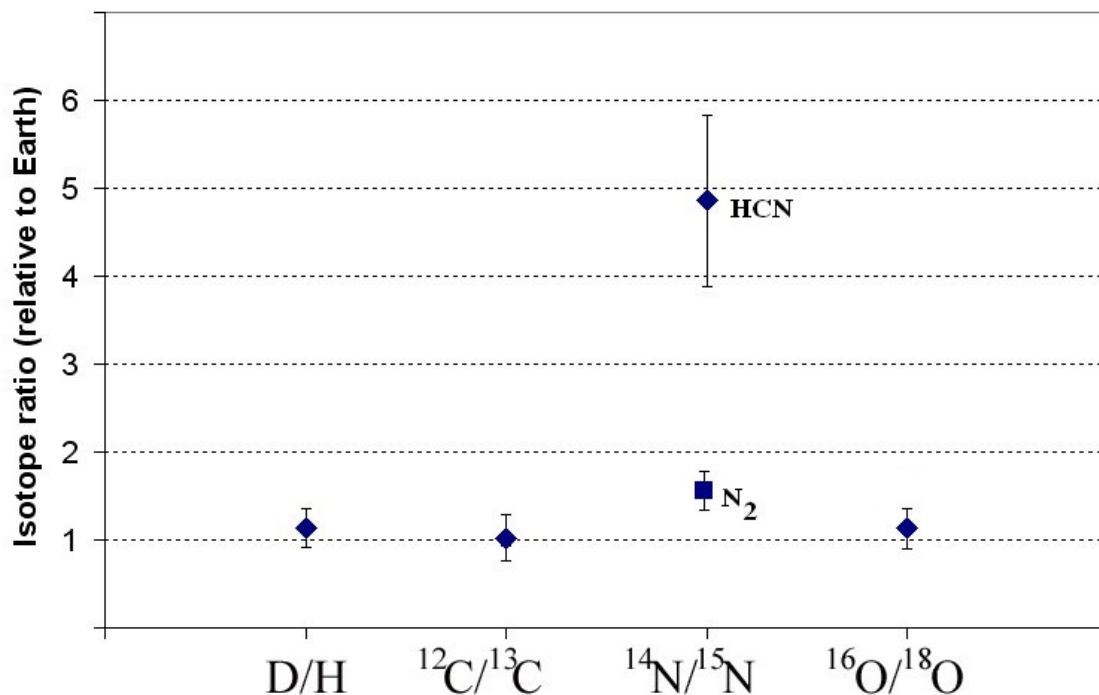
652

653

654

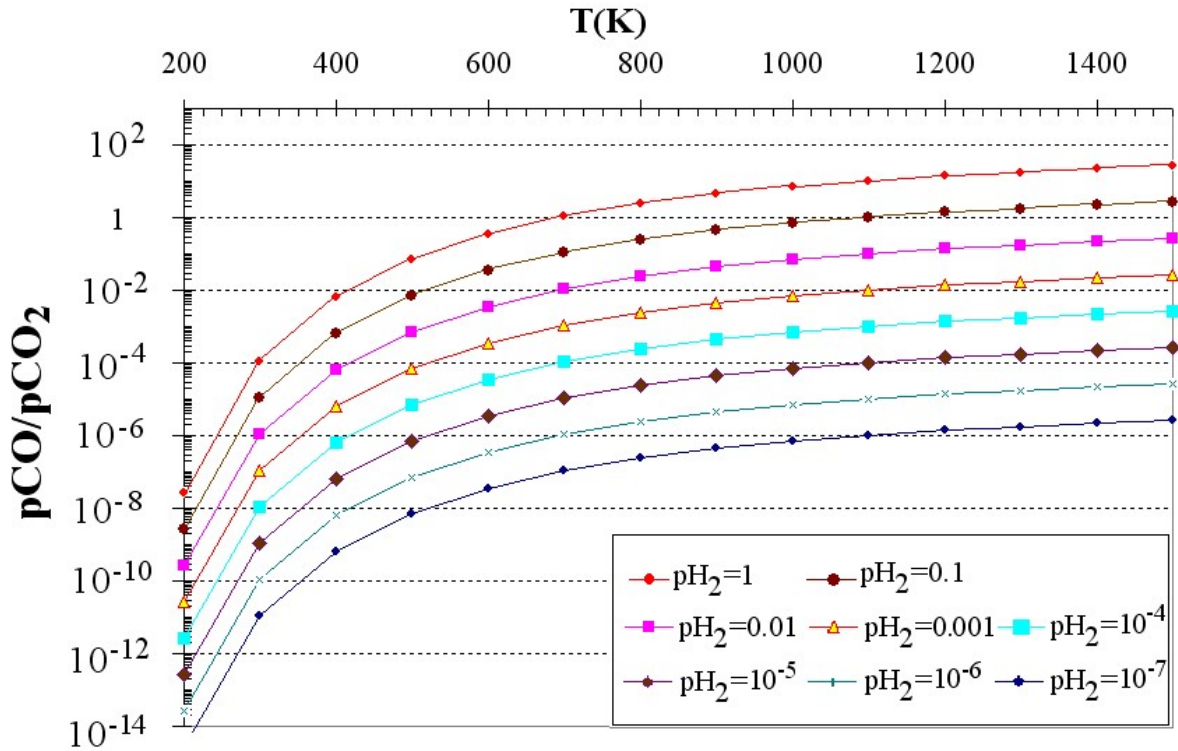
655
656

FIGURES



657
658 Figure 1. Titan isotope ratios of the light elements relative to Earth (value=1).
659 Note that for ¹⁴N/¹⁵N are given the values inferred from HCN and N₂. For references,
660 and additional discussion please see the text.

661
662
663
664
665
666
667
668
669
670
671
672
673
674
675
676
677
678
679
680
681
682
683
684



685
686
687
688
689
690
691
692
693
694
695
696
697
698
699
700
701
702
703
704
705
706
707
708
709
710
711
712
713
714

Figure 2. The ratio of partial pressures of CO and CO₂ plotted for post-accretionary conditions in Titan. Every track shows the evolution in the pCO/pCO₂ ratio as a function of temperature and the partial pressure of H₂ given in the box.

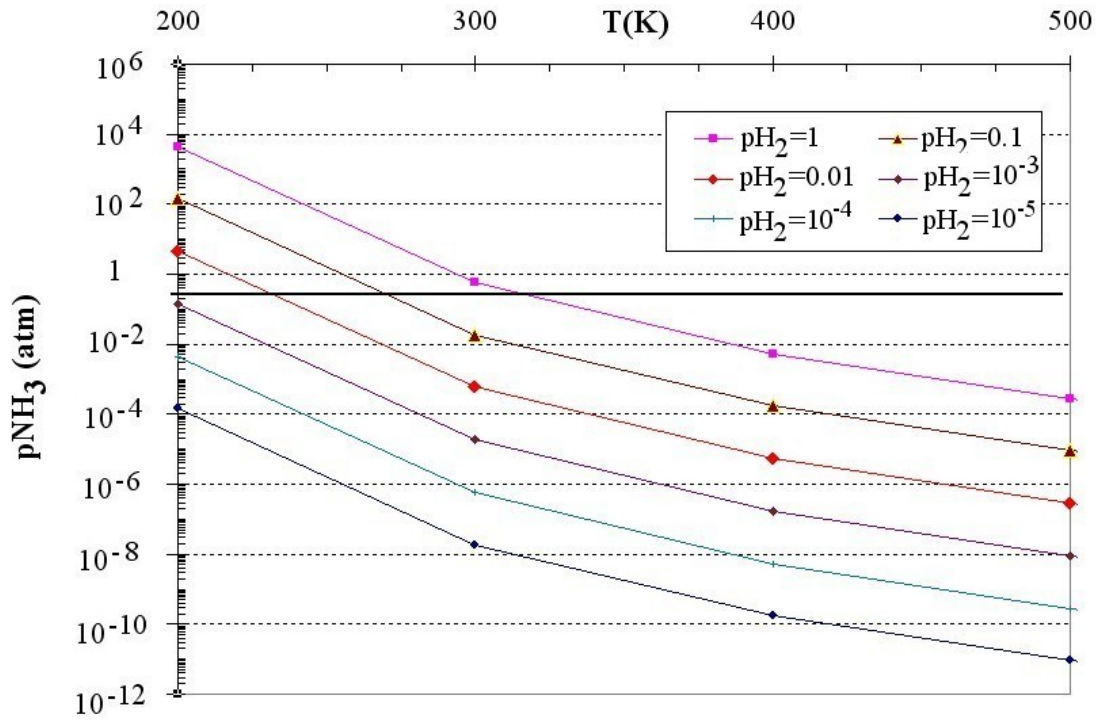
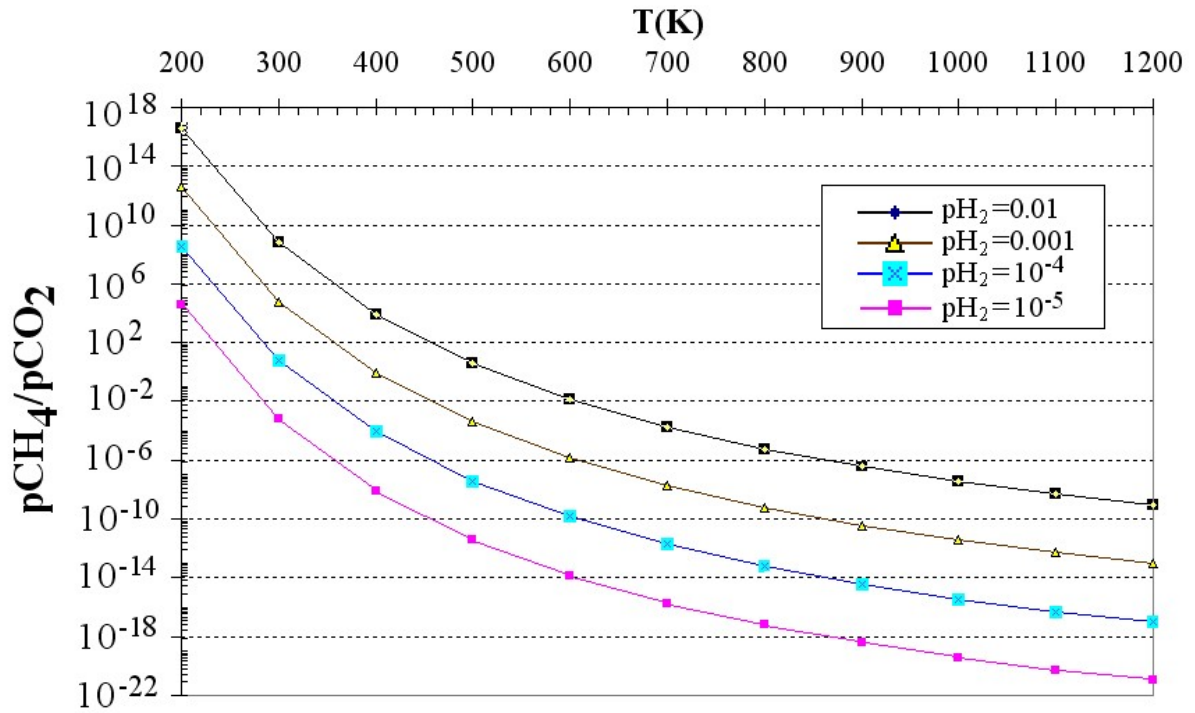


Figure 3. The partial pressure of NH₃ (pNH₃) plotted for post-accretion conditions. Every track shows the evolution in the partial pressure of ammonia as a function of temperature and the partial pressure of H₂ (pH₂) given in the box.

715
 716
 717
 718
 719
 720
 721
 722
 723
 724
 725
 726
 727
 728
 729
 730
 731
 732
 733
 734
 735
 736
 737
 738
 739
 740
 741
 742
 743
 744



745
746
747
748
749
750

Figure 4. The partial pressure of CH₄ relative to that of CO₂ plotted for post-accretionary conditions. Every track shows the evolution in the pCH₄/pCO₂ ratio as a function of temperature and the partial pressure of H₂ given in the box.