

# Selecting the rank of SVD by Maximum Approximation Capacity

Mario Frank and Joachim M. Buhmann

mario.frank@inf.ethz.ch, jbuhmann@inf.ethz.ch

Department of Computer Science, ETH Zurich; Universitätsstrasse 6, CH-8006 Zürich, Switzerland

**Abstract**—Truncated Singular Value Decomposition (SVD) calculates the closest rank- $k$  approximation of a given input matrix. Selecting the appropriate rank  $k$  defines a critical model order choice in most applications of SVD. To obtain a principled cut-off criterion for the spectrum, we convert the underlying optimization problem into a noisy channel coding problem. The optimal approximation capacity of this channel controls the appropriate strength of regularization to suppress noise. In simulation experiments, this information theoretic method to determine the optimal rank competes with state-of-the-art model selection techniques.

## I. INTRODUCTION

Singular Value Decomposition (SVD) is a widely used technique for exploratory data analysis. It decomposes a given input matrix into a product of three matrices such that  $\mathbf{X} = \mathbf{U}\mathbf{S}\mathbf{V}^T$ . Thereby,  $\mathbf{U}$  and  $\mathbf{V}$  are unitary matrices and they essentially induce a rotation of the input data.  $\mathbf{S}$  is a diagonal matrix (inducing a scaling) with the singular values as entries. Quite often, one is rather interested in an approximation of  $\mathbf{X}$  instead of the exact decomposition such as, for instance, in Principal Components Analysis (PCA). For SVD, this approximation technically requires to set all but the first  $k$  diagonal entries in  $\mathbf{S}$  to 0. The resulting approximation of this truncated SVD has rank  $k$ . Neglecting all but the first  $k$  components is justified since the noise in the data perturbs the small eigenvalues, whereas the first  $k$  components supposedly capture the underlying structure or the signal of the data. Selecting the cutoff value  $k$  defines the central model-order selection problem of SVD.

In this paper we propose a novel method for selecting  $k$  which is based on the recently proposed framework of approximation set coding (ASC) [1]. ASC defines the maximum approximation capacity (maxAC) principle for model-order selection. For a given model order and a given noisy dataset, ASC theory enables us to compute the capacity of an hypothetical channel. maxAC selects the model that achieves highest capacity, i.e., the model of highest complexity that still can be robustly optimized in the presence of noise. Originally, maxAC was derived for discrete optimization problems. So far, it was applied to decoding for the binary channel [1] and for clustering problems [2]. In this contribution, we adopt it, for the first time, to a continuous optimization problem, namely for SVD. Thereby, we investigate the challenges of the continuous solution spaces. Moreover, we provide an experimental comparison with other model-selection methods indicating that our maxAC adaption to SVD can compete with state-of-the-art

methods. In principle, maxAC is a very general method, and we are fully convinced that our contribution will prove useful in the future as we open directions to applying maxAC to other continuous optimization problems. In the remainder of the paper we will first introduce the main concepts of ASC in Sections II and III, thereby highlighting the derivations which are critical for continuous problems. In Section IV we then derive the approximation capacity for SVD, point to problems and solutions and report our numerical findings.

## II. PRELIMINARIES

Let  $\mathbf{O}$  be a set of  $N$  objects. Let  $\mathbf{X} = \{\mathbf{x}_1, \dots, \mathbf{x}_N\} \subset \mathcal{X}$  be  $N$  measurements in a data space  $\mathcal{X}$ . the measurement vector  $X_i \in \mathbb{R}^D$  identifies the  $i^{\text{th}}$  object and we will use them synonymously. Let  $c$  be a **solution** or **hypothesis** of an optimization problem. In the case of clustering,  $c$  is a function that assigns objects to clusters. In the case of SVD,  $c = (U, S, V^T)$  is a particular decomposition of the input matrix. In Section IV we will discuss SVD solutions in more detail. The **hypothesis class** is defined as the set of hypotheses  $\mathcal{C}(\mathbf{X}) = \{c(\mathbf{X}) : \mathbf{X} \in \mathcal{X}\}$ . An optimization problem involves a cost function  $R : \mathcal{C} \times \mathcal{X} \rightarrow \mathbb{R}_{\geq 0}$  that maps a hypothesis  $c(\mathbf{X})$  to a real value  $R(c, \mathbf{X})$ . Finally, let  $c^\perp(\mathbf{X}) = \arg \min_c R(c, \mathbf{X})$  be the **min-cost solution**, the hypothesis that minimizes costs.

## III. APPROXIMATION SET CODING

The key concept in ASC is the notion of an **approximation set**. This set contains all solutions  $\mathcal{C}_\gamma(\mathbf{X})$  of the optimization problem that are  $\gamma$ -close in costs to  $c^\perp(\mathbf{X})$  :

$$\mathcal{C}_\gamma(\mathbf{X}) := \{c(\mathbf{X}) : R(c, \mathbf{X}) \leq R(c^\perp, \mathbf{X}) + \gamma\}. \quad (1)$$

These sets serve the purpose to stabilize optimization results. The input data of the problem, the measurements  $\mathbf{X}$ , are usually affected by perturbations due to random noise. Therefore, the global minimum  $c^\perp(\mathbf{X})$  of the empirical costs  $R(\cdot, \mathbf{X})$  is also a random variable. For the same signal in  $\mathbf{X}$  but different noise,  $c^\perp(\mathbf{X})$  might significantly differ. However, for sufficiently large  $\gamma$ , the approximation set  $\mathcal{C}_\gamma(\mathbf{X})$  is almost invariant under noise. For a given cost function and a given dataset, we will develop a criterion to minimize the approximation parameter  $\gamma$  under the constraint that  $\mathcal{C}_\gamma(\mathbf{X})$  is stable under noise perturbation.  $\mathcal{C}_\gamma(\mathbf{X})$  can then be interpreted as the set of statistically indistinguishable solutions that approximate the minimum of the optimization costs. Essentially,  $\mathcal{C}_\gamma(\mathbf{X})$  for

the optimal  $\gamma$  defines the resolution of the hypothesis class that is relevant for inference. High noise in the measurements  $\mathbf{X}$  reduces this resolution (increases  $\gamma$ ) and thus coarsens the hypothesis class. The key problem of learning is to control the resolution optimally: How small can  $\gamma$  be chosen to still ensure identifiability of  $\mathcal{C}_\gamma(\mathbf{X})$  under variation of the data  $\mathbf{X}$ ? Conversely, choosing  $\gamma$  too high yields a too coarse resolution and does not capture the relevant information in the data. ASC uses the approximation sets  $\mathcal{C}_\gamma(\mathbf{X})$  in a communication scenario to derive a criterion for the optimal approximation resolution.

Let the datasets  $\mathbf{X}^{(1)}$  and  $\mathbf{X}^{(2)}$  be generated with the same underlying *signal structure* but different noise realizations. This two-dataset situation corresponds to a communication scenario where the code on both sides of the channel differs due to a noise process. This scenario is organized in two stages: (i) protocol design and (ii) communication. For the protocol design, one takes a data set  $\mathbf{X}^{(1)}$  from the problem generator  $\mathfrak{P}\mathfrak{G}$  and generates a set of  $2^{N\rho}$  random transformations  $\mathcal{T} := \{\tau_1, \dots, \tau_{2^{N\rho}}\}$  which creates  $2^{N\rho}$  optimization problems  $\{R(c, \tau_j \circ \mathbf{X}^{(1)}), 1 \leq j \leq 2^{N\rho}\}$ . Each of these problems has a min-cost solution as well as an approximation set  $\mathcal{C}_\gamma(\tau_j \circ \mathbf{X}^{(1)})$ . The set of transformations  $\mathcal{T}$  and their corresponding approximation sets are known to the sender  $\mathfrak{S}$  and to the receiver  $\mathfrak{R}$  and will serve as a codebook.

Communication is organized as depicted in Fig. 1: First,  $\mathfrak{S}$  selects a transformation  $\tau_s$ .  $\mathfrak{P}\mathfrak{G}$  then generates a new data set  $\mathbf{X}^{(2)}$ , applies the transformation  $\tau_s$ , and sends the resulting data  $\tau_s \circ \mathbf{X}^{(2)}$  to  $\mathfrak{R}$ . The receiver  $\mathfrak{R}$  has to estimate the transformation  $\hat{\tau}$  by comparing all **joint approximation sets**, intersections between pairs of approximation sets:

$$\Delta\mathcal{C}_j = \mathcal{C}_\gamma(\tau_j \circ \mathbf{X}^{(1)}) \cap \mathcal{C}_\gamma(\tau_s \circ \mathbf{X}^{(2)}), \quad \tau_j \in \mathcal{T} \quad (2)$$

$\mathfrak{R}$  uses the decoding rule  $\hat{\tau} \in \arg \max_{\tau \in \mathcal{T}} |\Delta\mathcal{C}_\tau|$ .

The identifiability of codewords on the receiver side determines the condition of (asymptotically) error free communication. If there is at least one other transformation  $\tau_j, j \neq s$  with a bigger joint approximation set  $\Delta\mathcal{C}_j$  than the correct one  $\Delta\mathcal{C}_s$ , there is a decoding error. The error analysis measures

$$\begin{aligned} \mathbb{P}(\hat{\tau} \neq \tau_s | \tau_s, \mathbf{X}^{(1)}, \mathbf{X}^{(2)}) &= p \left( \bigvee_{j \in \mathcal{T} \setminus \{\tau_s\}} |\Delta\mathcal{C}_j| \geq |\Delta\mathcal{C}_s| \right) \\ &\stackrel{(a)}{\leq} \sum_{2 \leq j \leq 2^{n\rho}} p(|\Delta\mathcal{C}_j| \geq |\Delta\mathcal{C}_s|) \\ &\stackrel{(b)}{\leq} \sum_{2 \leq j \leq 2^{n\rho}} \mathbb{E}_{\tau_j} \frac{|\Delta\mathcal{C}_j|}{|\Delta\mathcal{C}_s|}, \quad (3) \end{aligned}$$

where all r.h.s. terms in (3) are conditioned on  $\tau_s, \mathbf{X}^{(1)}, \mathbf{X}^{(2)}$ . In step (a), we applied the union bound and, in (b), we linearly upper-bounded the step-function  $\mathbb{I}_{\{|\Delta\mathcal{C}_j| \geq |\Delta\mathcal{C}_s|\}} \leq |\Delta\mathcal{C}_j|/|\Delta\mathcal{C}_s|$ . The sum over all joint approximation sets other

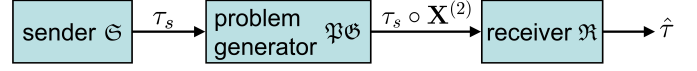


Fig. 1. Communication process: (1) the sender selects transformation  $\tau_s$ , (2) the problem generator draws  $\mathbf{X}^{(2)} \sim \mathbb{P}(\mathbf{X})$  and applies  $\tau_s$  to it, and (3) the receiver estimates  $\hat{\tau}$  based on  $\hat{\mathbf{X}} = \tau_s \circ \mathbf{X}^{(2)}$ .

than the correct one factorizes:

$$\sum_j |\Delta\mathcal{C}_j| = \sum_j \sum_{c \in \mathcal{C}(\mathbf{X}^{(2)})} \mathbb{I}_{\{c \in \mathcal{C}(\tau_s \circ \mathbf{X}^{(2)})\}} \mathbb{I}_{\{c \in \mathcal{C}(\tau_j^{-1} \circ \mathbf{X}^{(1)})\}} \quad (4)$$

$$= \sum_j \sum_{c, c'} \mathbb{I}_{\{c \in \mathcal{C}(\tau_s \circ \mathbf{X}^{(2)})\}} \mathbb{I}_{\{c' \in \mathcal{C}(\mathbf{X}^{(1)})\}} \mathbb{I}_{\{c' = \tau_j^{-1} \circ c\}} \quad (5)$$

$$= \sum_c \mathbb{I}_{\{c \in \mathcal{C}(\tau_s \circ \mathbf{X}^{(2)})\}} \sum_{c'} \mathbb{I}_{\{c' \in \mathcal{C}(\mathbf{X}^{(1)})\}} \sum_j \mathbb{I}_{\{c' = \tau_j^{-1} \circ c\}} \quad (6)$$

$$= |\mathcal{C}_\gamma^{(1)}| |\mathcal{C}_\gamma^{(2)}| \quad (7)$$

The last step holds as for each hypothesis  $c$  there is exactly one transformation  $\tau_j$  such that the last indicator function is true. We abbreviated  $\mathcal{C}_\gamma^{(q)} := \mathcal{C}_\gamma(\mathbf{X}^{(q)})$ ,  $q = 1, 2$ .

As derived in [1], an asymptotically vanishing error probability is achievable for bounded rates

$$\rho \leq \mathcal{I}_\gamma(\tau_j, \hat{\tau}) = \frac{1}{N} \log \left( \frac{|\{\tau_j\}| |\Delta\mathcal{C}_s|}{|\mathcal{C}_\gamma^{(1)}| |\mathcal{C}_\gamma^{(2)}|} \right) \quad (8)$$

Here,  $|\{\tau_j\}|$  denotes the number of possible realizations for the transformation  $\tau_s$ . It is determined by the entropy of the type of  $\tau_j$ . This term accounts for the model complexity. The fraction  $|\Delta\mathcal{C}_s|/|\mathcal{C}_\gamma^{(1)}| |\mathcal{C}_\gamma^{(2)}|$  measures the stability of the model under noise fluctuations. It is in  $[0, 1]$  and thereby controls the size of the codebook.  $\mathcal{I}_\gamma(\tau_j, \hat{\tau})$  is a **mutual information** and, in analogy to information theory, we define the **approximation capacity**  $C(\tau_j, \hat{\tau}) := \max_\gamma \mathcal{I}_\gamma(\tau_j, \hat{\tau})$ .

To evaluate Eq. (8), the cardinalities of approximation sets have to be computed. These sets are essentially microcanonical ensembles [3], [4] and their sizes are, up to logarithmic corrections, the partition sums

$$|\mathcal{C}_\gamma(\mathbf{X}^{(\nu)})| = \sum_{c \in \mathcal{C}(\mathbf{X}^{(\nu)})} e^{-\beta R(c, \mathbf{X}^{(\nu)})}, \quad \nu \in \{1, 2\} \quad (9)$$

$$|\Delta\mathcal{C}_j| = \sum_{c \in \mathcal{C}(\mathbf{X}^{(2)})} e^{-\beta R(c, \tau_j \circ \mathbf{X}^{(1)})} \cdot e^{-\beta R(c, \mathbf{X}^{(2)})} \quad (10)$$

The inverse computational temperature  $\beta$  in the Boltzmann factors  $\exp(-\beta R(c, \mathbf{X}^{(\nu)}))$  is determined such that the average costs of the ensemble  $\mathcal{C}_\gamma(\mathbf{X}^{(\nu)})$  yields  $R(c^\perp, \mathbf{X}^{(\nu)}) + \gamma$ . Instead of maximizing  $\mathcal{I}_\gamma(\tau_j, \hat{\tau})$  with respect to  $\gamma$ , we now maximize  $\mathcal{I}_\beta(\tau_j, \hat{\tau})$  with respect to  $\beta$ .

#### IV. APPROXIMATION CAPACITY OF SVD

For a given  $N \times D$  matrix  $\mathbf{X}$ , where  $N$  is the number of observations and  $D$  is the dimensionality of the data, SVD provides an exact decomposition  $\mathbf{X} = \mathbf{U}\mathbf{S}\mathbf{V}$  (we will denote the third matrix by  $\mathbf{V}$  instead of  $V^T$  for convenience). Truncated SVD sets all but the first  $k$  diagonal entries of  $\mathbf{S}$  to 0, whereas  $1 \leq k \leq \min(N, D)$ . This projection gives

the closest rank- $k$  approximation of  $\mathbf{X}$  with respect to the Frobenius norm:

$$R(\mathbf{X}, \mathbf{U}, \mathbf{S}, \mathbf{V}) = \sum_{i,j} \left( x_{ij} - \sum_{t=1}^k u_{it} s_{tt} v_{tj} \right)^2 \quad (11)$$

The  $k \times D$  matrix with the entries  $w_{tj} := s_{tt} v_{tj}$  is a new basis and  $\mathbf{U}$  provides the linear weights needed to represent the data  $\mathbf{X}$  in this basis. When the empirical mean of  $\mathbf{X}$  is the origin, this representation corresponds to PCA. For a fixed basis  $\mathbf{W}$ , the hypothesis space of truncated SVD is spanned by all  $N \times k$  matrices  $\mathbf{U}$ . For a given dataset  $\mathbf{X}^{(\nu)}$ ,  $\mathbf{U}^{(\nu)}$  is the min-cost solution of SVD Eq. (11). We parameterize the transformations  $\tau \in \mathcal{T}$  by  $\tau \circ \mathbf{X}^{(\nu)} = \mathbf{X}^{(\nu)} + \mathbf{U}_\tau \mathbf{W}^{(\nu)}$ . The identity transformation is  $\mathbf{U}_{\text{id}} = 0$ .

The mutual information Eq. (8) was historically derived for finite hypothesis spaces, such as for clustering solutions or binary message strings. The challenges of computing the approximation sets are twofold. First, in a small box of a continuous hypothesis space there are infinitely many transformations. Second, transformations can have infinite distance to each other such that an infinite subset of  $\{\tau_j\}$  in Eq. (8) can always be distinguished by the receiver. This makes the application of the union bound in Eq. (3) inadequate. For these reasons, the calculation of the capacity under the assumption that  $\mathbf{U}$  can be any real  $N \times k$  matrix fails. In the following, we will first provide the naïve analytical calculation of the mutual information to see the effect of this assumption. Then we introduce constraints on the transformations such that Eq. (8) can be computed.

### A. Unconstraint Hypothesis Space

In the following calculations we will abbreviate  $R_\nu = R(\mathbf{X}^{(\nu)}, \mathbf{U}, \mathbf{S}^{(\nu)}, \mathbf{V}^{(\nu)})$  and  $R_\Delta = 1/2 (R(\mathbf{X}^{(1)}, \mathbf{U}, \mathbf{S}^{(1)}, \mathbf{V}^{(1)}) + R(\mathbf{X}^{(2)}, \mathbf{U}, \mathbf{S}^{(2)}, \mathbf{V}^{(2)}))$ . We compute the cardinalities of the approximation sets by integrating over the space of all linear combinations  $\mathbf{U}$ :

$$|C_\gamma^{(\nu)}| = \int_{-\infty}^{\infty} \exp[-\beta R_\nu] d\mathbf{U}, \nu \in \{1, 2\} \quad (12)$$

$$= \prod_{ij} e^{-\beta x_{ij}^{(\nu)2}} \int_{-\infty}^{\infty} e^{-\beta \left( \left( \sum_t^k u_{it} w_{tj}^{(\nu)} \right)^2 - 2x_{ij}^{(\nu)} \sum_t^k u_{it} w_{tj}^{(\nu)} \right)} d^k \mathbf{u}_{i..}$$

$$|\Delta C_s| = \int_{-\infty}^{\infty} \exp[-\beta R_\Delta] d^k \mathbf{u} = \prod_{ij} e^{-\beta/2 (x_{ij}^{(1)2} + x_{ij}^{(2)2})} \quad (13)$$

$$\cdot \int_{-\infty}^{\infty} e^{-\beta/2 \left( 2 \left( \sum_t^k u_{it} w_{tj}^{(1)} \right)^2 - 2 \left( x_{ij}^{(1)} + x_{ij}^{(2)} \right) \sum_t^k u_{it} w_{tj}^{(1)} \right)} d^k \mathbf{u}_{i..}$$

The solutions of these Gaussian integrals are known:

$$\int_{-\infty}^{\infty} e^{-1/2 \sum_t^k \sum_{t'}^k A_{t,t'} u_t u_{t'} + \sum_t^k b_t u_t} = \sqrt{\frac{(2\pi)^k}{\det(\mathbf{A})}} e^{1/2 \mathbf{b}^T \mathbf{A}^{-1} \mathbf{b}},$$

whereas in our case

$$\begin{aligned} \mathbf{A}_{(j)}^{(\nu)} &= 2\beta \mathbf{w}_{\cdot j}^{(\nu)T} \mathbf{w}_{\cdot j}^{(\nu)}, & \mathbf{b}_{(j)}^{(\nu)} &= 2\beta x_{ij}^{(\nu)} \mathbf{w}_{\cdot j}^{(\nu)T}, \\ \mathbf{A}_{(j)}^{(\Delta)} &= \mathbf{A}_{(j)}^{(1)}, & \mathbf{b}_{(j)}^{(\Delta)} &= \beta \left( x_{ij}^{(1)} + x_{ij}^{(2)} \right) \mathbf{w}_{\cdot j}^{(1)T}. \end{aligned} \quad (14)$$

The cardinalities of the approximation sets are

$$\begin{aligned} |C_\gamma^{(\nu)}| &= \prod_{i,j} e^{-\beta x_{ij}^{(\nu)2}} \sqrt{\frac{(2\pi)^k}{\det \left( 2\beta \mathbf{w}_{\cdot j}^{(\nu)T} \mathbf{w}_{\cdot j}^{(\nu)} \right)}} e^{1/2 \mathbf{b}^T \mathbf{A}^{-1} \mathbf{b}} \\ &\stackrel{(i)}{=} \left( \frac{\pi}{\beta} \right)^{\frac{NDk}{2}} \prod_j \left( D_j^{(\nu)} \right)^{\frac{-N}{2}} e^{-\beta \sum_{ij} \left( x_{ij}^{(\nu)2} \left( 1 - \mathbf{w}_{\cdot j}^{(\nu)T} \left( \mathbf{w}_{\cdot j}^{(\nu)} \mathbf{w}_{\cdot j}^{(\nu)T} \right)^{-1} \mathbf{w}_{\cdot j}^{(\nu)} \right) \right)} \\ &\stackrel{(ii)}{=} \left( \frac{\pi}{\beta} \right)^{\frac{NDk}{2}} \prod_j \left( D_j^{(\nu)} \right)^{\frac{-N}{2}} \end{aligned} \quad (15)$$

$$|\Delta C_s| = |C_\gamma^{(1)}| \prod_{ij} e^{-\beta/4 \left( x_{ij}^{(1)} - x_{ij}^{(2)} \right)^2}. \quad (16)$$

We abbreviated  $D_j^{(\nu)} := \det(\mathbf{w}_{\cdot j}^{(\nu)T} \mathbf{w}_{\cdot j}^{(\nu)})$ . In step (i), we used that for a  $n \times n$  matrix  $\mathbf{M}$ , it holds that  $\det(p\mathbf{M}) = p^n \det(\mathbf{M})$ . In step (ii), we used that  $\mathbf{F}^{(\nu)} := \mathbf{w}_{\cdot j}^{(\nu)} \left( \mathbf{w}_{\cdot j}^{(\nu)T} \mathbf{w}_{\cdot j}^{(\nu)} \right)^{-1} \mathbf{w}_{\cdot j}^{(\nu)T} = 1$ .

Substituting to Eq. (8) provides the mutual information:

$$\begin{aligned} I(\beta) &= \frac{1}{N} \left( \log(|\Delta C_s|) - \sum_{\nu=1}^2 \log(|C_\gamma^{(\nu)}|) \right) \\ &= \frac{Dk}{2} \log \left( \frac{\beta}{\pi} \right) + \frac{1}{2} \sum_j D_j^{(2)} - \frac{\beta}{4N} \sum_{ij} \left( x_{ij}^{(1)} - x_{ij}^{(2)} \right)^2. \end{aligned} \quad (17)$$

The first order condition provides the optimal temperature

$$1/\beta^* = \frac{1}{2NDk} \sum_{ij} \left( x_{ij}^{(1)} - x_{ij}^{(2)} \right)^2. \quad (18)$$

Note that the temperature monotonically increases with the distance of the two datasets, as one would expect. However, for given datasets, the temperature decreases with  $k$  suggesting that a higher rank stabilizes the solutions. This misconception is a consequence of the unconstrained hypothesis space as discussed earlier and indicates that constraints for  $\mathbf{U}$  are necessary. Also, we neglected the temperature-independent term  $|\{\tau_j\}|$  in Eq. (8) which would be infinitely high.

### B. Finite and Bounded Hypothesis space

In the discussion above we identified two problems: an infinitely large capacity due to i) an infinitely large transformation space  $\mathbb{R}^{N \times k}$  (or a negative one if we disregard the infinitely many possible codewords) and ii) due to the existence of infinitely many transformations in an arbitrary small volume of this space. For a practical implementation of the macAC criterion for SVD we have to i) bound the hypothesis space and ii) constraint the density of transformations to a finite number. This renders the integrals for computing the cardinalities of the approximation sets to finite sums which must be explicitly computed. We use two ways of summing over the hypothesis space. First, the transformations populate the hypothesis space on an equispaced grid in a hypercube of finite size. Second, transformations are randomly sampled from an isotropic Gaussian. In both cases the set of transformations is centered around the cost minimizing

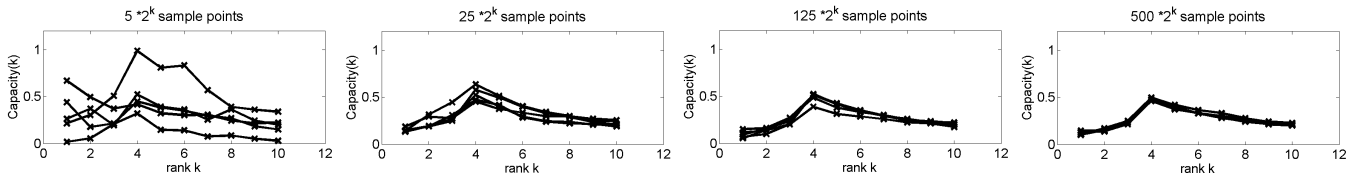


Fig. 2. Approximation capacity against rank for various numbers of sample points. The optimal rank is  $k = 4$ . Even though the individual trends still vary a lot for very few sample points, the optimal model-order is already found. With increasing number of transformations the calculations are stabilized.

solution  $\mathbf{U}^{(1)}$  (the identity transformation  $\mathbf{U}_{id}$ ). For both, one must choose the boundaries (the size of the grid or the variance of the Gaussian) as well as the number of transformations.

We experimentally investigate the influence of these parameters. First, we study the influence of the integration range on the capacity. We create a matrix where the optimal rank is 4 and compute the approximation capacity by summing over the Gaussian. The computation is performed for various standard deviations  $\sigma$ . Our experimental findings are illustrated in Fig. 3. We write  $\sigma$  in units of  $\Delta = 1/N \sum_{i=1}^N \|\mathbf{u}_i^{(1,2)} - \mathbf{u}_i^{(1)}\|$ , whereas  $\mathbf{U}^{(1,2)}$  is the matrix that satisfies  $\mathbf{X}^{(2)} = \mathbf{U}^{(1,2)} \mathbf{W}^{(1)}$ . In the regime where  $1/N \|\mathbf{U}_\tau\| \approx \Delta$ , a transformed dataset  $\tau_j \circ \mathbf{X}^{(2)}$  could possibly be confused with  $\mathbf{X}^{(1)}$ . When the transformations are smaller than  $\Delta$ , the obtained capacity becomes too low. None of the transformations could possibly be used in a codebook as they are all indistinguishable from the identity transformation. On the contrary, for a too high integration range, the capacity converges to the naïve analytical solution because infinitely many transformations could serve as distinguishable codewords.

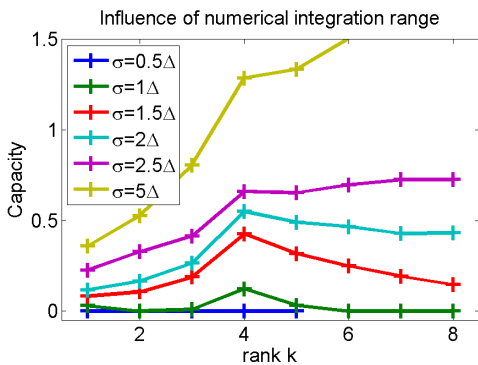


Fig. 3. Numerically computed approximation capacity for various sizes of the subspace the transformations are taken from.

The second experiment studies the influence of the number of transformations on the mutual information. This time, we use a grid of fixed size and vary the density of grid points. In order to sufficiently cover the hypothesis space, we increase the number of transformations when going to higher  $k$ . Note, that on the one hand, our  $2^k$  increment is too low to preserve the transformation density over hypothesis spaces with different  $k$ , on the other hand, it imposes already a computational challenge. In our experiments with bigger datasets we use a more efficient sampling scheme. The results

of our study on the influence of the number of transformations are reported in Fig. 2 and demonstrate that this parameter only affects the stability of the computation and not the global trend of the capacity.

### C. Continuous and bounded hypothesis space

The numerical experiment on the influence of the number of transformation suggests that for a defined transformation density, the analytical solution should provide the desired result if only the integration range is properly defined. We calculate the mutual information as in Section IV-A but, this time, we weight the integrand with an isotropic Gaussian around the identity  $u_{it}^{(1)}, \forall i, t$  to suppress the contribution of heavy transformations.

$$|C_\gamma^{(\nu)}| = \int_{-\infty}^{\infty} e^{-\beta R_\nu} e^{-\frac{1}{2\sigma} \sum_{i,t} (u_{it} - u_{it}^*)^2} d\mathbf{u}, \nu \in \{1, 2\} \quad (19)$$

$$|\Delta C_s| = \int_{-\infty}^{\infty} e^{-\beta R_\Delta} e^{-\frac{1}{2\sigma} \sum_{i,t} (u_{it} - u_{it}^*)^2} d\mathbf{u}^k \quad (20)$$

Define  $\mathbf{F}_{(j)}^{(\nu)} := \mathbf{w}_{\cdot j}^{(\nu)} \mathbf{a}_{(j)}^{(\nu)-1} \mathbf{w}_{\cdot j}^{(\nu)T}$  with  $\mathbf{a}_{(j)}^{(\nu)} := \mathbf{w}_{\cdot j}^{(\nu)T} \mathbf{w}_{\cdot j}^{(\nu)} + \frac{1}{2\sigma\beta D} \mathbb{I}$ . Then, the mutual information is (see Appendix A):

$$\begin{aligned} I(\beta) &= \frac{k}{2} \left( \log(2\pi\sigma) + D \log\left(\frac{\beta}{\pi}\right) \right) + \frac{1}{2} \sum_j \log\left(\det\left(\mathbf{a}_{(j)}^{(2)}\right)\right) \\ &+ \frac{1}{2\sigma N} \sum_i \mathbf{u}_{i,\cdot}^* \mathbf{u}_{i,\cdot}^{*T} + \frac{1}{4\beta\sigma^2 D^2 N} \sum_{ij} \mathbf{u}_{i,\cdot}^* \mathbf{a}_{(j)}^{(2)-1} \mathbf{u}_{i,\cdot}^{*T} \quad (21) \\ &+ \frac{\beta}{2N} \sum_{ij} \left[ x_{ij}^{(1)2} \left(1 - \frac{3}{2} \mathbf{F}_{(j)}^{(1)}\right) + x_{ij}^{(2)2} \left(1 - 2\mathbf{F}_{(j)}^{(2)} + \frac{1}{2} \mathbf{F}_{(j)}^{(1)}\right) + x_{ij}^{(1)} x_{ij}^{(2)} \mathbf{F}_{(j)}^{(1)} \right] \end{aligned}$$

In the limit of  $\sigma \rightarrow \infty$ , there are the following convergences:  $\mathbf{a}_{(j)}^{(\nu)} \rightarrow \mathbf{w}_{\cdot j}^{(\nu)T} \mathbf{w}_{\cdot j}^{(\nu)}$ ,  $\mathbf{F}_{(j)}^{(\nu)} \rightarrow 1$  and, accordingly,  $I(\beta)$  becomes the mutual information in Eq. (17).

The simulations depicted in Fig. 4 illustrate that for Eq. (21), the width  $\sigma$  influences the capacity much more than in the numerical computation (compare with Fig. 4). However, if a maximum exists (square markers in Fig. 4), it is at the correct rank.

### D. Comparison with other model-selection techniques

We study how well maxAC and other model-order selection methods select the appropriate rank for approximating a noisy dataset via rank-limited SVD. We compare with the following methods: 'Laplace' and 'BIC' approximate the marginal likelihood (the evidence) for probabilistic PCA [5]. The first method applies Laplace approximation to the involved integral. The

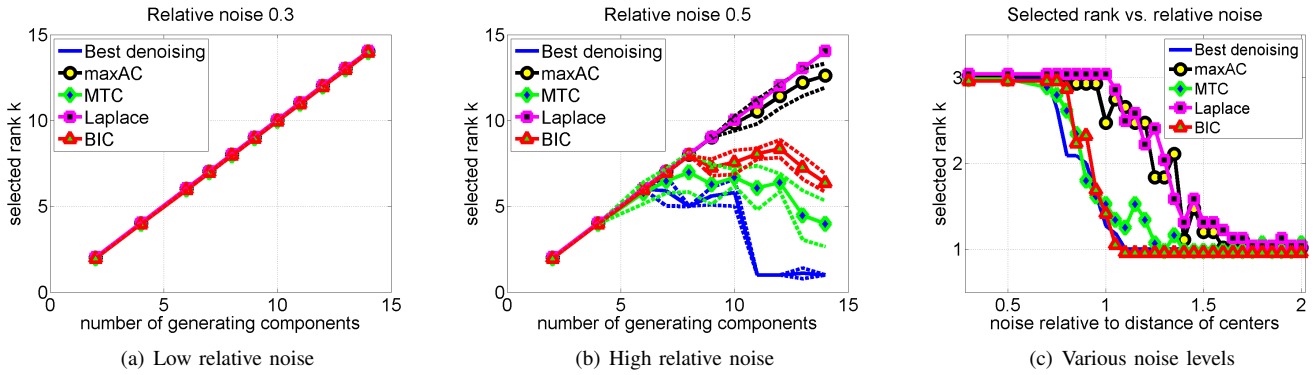


Fig. 5. Rank- $k$  approximation for Gaussian data. In (a) and (b) the number of generating components varies, in (c) the noise level varies for 3 components. For readability, we omitted the variances in (c). They are comparable with (b). All methods select a rank between the true number of components and the rank that minimizes the distance to the noise-free matrix ('Best denoising').

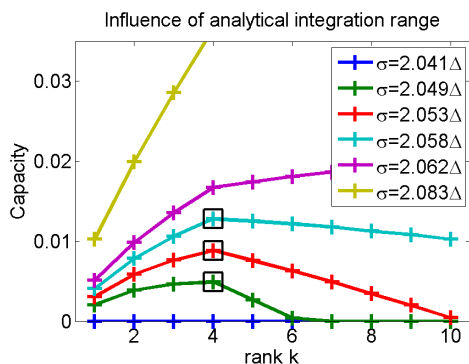


Fig. 4. Analytically computed approximation capacity integrated over an isotropic Gaussian sphere with varying standard deviation.

well-known BIC score [6] further simplifies that the likelihood exhibits the same sensitivity to all model parameters. A third method is the minimum transfer cost principle ('MTC'). It learns a rank-limited SVD on one random subset of the data and then computes the costs when applying it to another one. Thereby, the model parameters are transferred by a mapping function  $\psi$  which maps each object in the first dataset to its nearest neighbor in the second dataset.

We create objects from a number of centroids with a defined separation from each other and add Gaussian noise. We control the difficulty of the problem by altering the variance relative to the separation of the centroids. When going to a higher number of centroids we also increase the dimensionality to preserve their separation. In order to be able to compare with the PCA methods we subtract the mean from the data. For a given true number of generating components and a given noise level relative to the centroid separation, there exists one SVD rank that yields an approximation which is closest to the noise-free matrix. For very noisy data or a high number of components and dimensions this optimally denoising rank is smaller than the true number of generating components. Inspecting Fig. 5, one can see that all methods select a rank between the best denoising rank and the true rank. For low noise (Fig. 5(a)) learning the rank is easy. For higher noise,

an increasing number of generating components and a higher dimensionality makes the learning problem harder. There is a transitional regime where all methods start selecting a lower rank than the true one (Fig. 5(b)). As the problems get more difficult, all methods select  $k = 1$  (Fig. 5(c)).

## V. CONCLUSION

We proposed a novel technique for selecting the rank of a rank- $k$  approximation with truncated SVD. Our criterion selects the rank that maximizes the approximation capacity (maxAC) and, thereby, captures the maximum amount of information in the data that can be reliably inferred from random subsets of the input dataset. We demonstrated, for the first time, how to apply maxAC to an optimization problem with a continuous solution space like SVD. The Euclidean geometry of the parameter space renders the union bound more difficult than in the clustering case with random permutations [1]. We discussed the challenges with such problem domains and proposed solutions. Finally, we demonstrated in comparative experiments that our model-order selection technique can compete with state-of-the-art methods. Future work will address the application of the maxAC criterion to other continuous optimization problems such as, for instance, sparse linear regression.

## ACKNOWLEDGMENTS

This work was partially supported by the Zurich Information Security Center and by the FP7 EU project SIMBAD.

## REFERENCES

- [1] J. M. Buhmann, "Information theoretic model validation for clustering," in *ISIT'10*, 2010.
- [2] blinded for anonymity, "ASC for selecting the number of clusters," 2011.
- [3] M. Mézard and A. Montanari, *Information, Physics and Computation*. Oxford: Oxford University Press, 2008.
- [4] N. Merhav, D. G., and S. Shamai, "Statistical physics of signal estimation in Gaussian noise: Theory and examples of phase transitions," *IEEE Transactions on Information Theory*, vol. 56, no. 3, pp. 1400–1416, 2010.
- [5] T. P. Minka, "Automatic choice of dimensionality for PCA," in *NIPS 2000*, p. 514.
- [6] G. Schwarz, "Estimating the dimension of a model," *The Annals of Statistics*, vol. 6, no. 2, pp. 461–464, 1978.

## APPENDIX A: ATTAINING CAPACITY

There are several ways of numerically computing the mutual information in Eq. 8 with respect to the temperature. The simplest is to compute  $I_\beta$  for several values of  $\beta$  and pick the maximum. Thereby, one accepts a quantization error of the optimum that depends on the resolution with which the temperature scale is partitioned. Good results are obtained already with moderate resolution as  $I_\beta$  is usually flat around its maximum.

In our numerical experiments, Newton's method proved useful. In the following, we provide the first and the second derivation of  $I_\beta$  which are needed for the Newton updates. We report them here without carrying out the integrals. The derivation of the mutual information  $I_\beta$  (Eq. 8) with respect to the inverse temperature  $\beta$  is

$$\frac{\partial I(\beta)}{\partial \beta} = 1/N \frac{\partial}{\partial \beta} \left( \log(|\Delta C_\gamma|) - \sum_{\nu=1}^2 \log(|C_\gamma^{(\nu)}|) \right) \quad (22)$$

$$= 1/N \left( \frac{1}{|\Delta C_\gamma|} \frac{\partial}{\partial \beta} |\Delta C_\gamma| - \sum_{\nu=1}^2 \frac{1}{|C_\gamma^{(\nu)}|} \frac{\partial}{\partial \beta} |C_\gamma^{(\nu)}| \right) \quad (23)$$

$$\begin{aligned} &= 1/N \left( \sum_{\nu=1}^2 \left( \frac{\int_{-\infty}^{\infty} R_\nu \exp[-\beta R_\nu] d\mathbf{u}}{\int_{-\infty}^{\infty} \exp[-\beta R_\nu] d\mathbf{u}} \right) - \frac{\int_{-\infty}^{\infty} R_\Delta \exp[-\beta R_\Delta] d\mathbf{u}}{\int_{-\infty}^{\infty} \exp[-\beta R_\Delta] d\mathbf{u}} \right) \\ &= 1/N \left( \sum_{\nu=1}^2 \mathbb{E}[R_\nu]_{p_G(R_\nu)} - \mathbb{E}[R_\Delta]_{p_G(R_\Delta)} \right) \end{aligned} \quad (24)$$

Where  $p_G(R_\Delta)$  is the Gibbs distribution defined by the costs  $R_\Delta$ . These expectations can easily be computed either for a finite set of transformations or with a continuous integral.

Accordingly, the second derivative is:

$$\begin{aligned} \frac{\partial^2 I(\beta)}{\partial \beta^2} &= 1/N \left( \sum_{\nu=1}^2 \left( \frac{\partial}{\partial \beta} \frac{\int_{-\infty}^{\infty} R_\nu \exp[-\beta R_\nu] d\mathbf{u}}{\int_{-\infty}^{\infty} \exp[-\beta R_\nu] d\mathbf{u}} \right) \right. \\ &\quad \left. - \frac{\partial}{\partial \beta} \frac{\int_{-\infty}^{\infty} R_\Delta \exp[-\beta R_\Delta] d\mathbf{u}}{\int_{-\infty}^{\infty} \exp[-\beta R_\Delta] d\mathbf{u}} \right) \end{aligned} \quad (25)$$

$$\begin{aligned} &= 1/N \left( \sum_{\nu=1}^2 \left( \mathbb{E}[R_\nu]_{p_G(R_\nu)}^2 - \mathbb{E}[R_\nu]_{p_G(R_\nu)} \right) \right) \\ &\quad - 1/N \left( \mathbb{E}[R_\Delta]_{p_G(R_\Delta)}^2 - \mathbb{E}[R_\Delta]_{p_G(R_\Delta)} \right) \end{aligned} \quad (26)$$

## APPENDIX B: ANALYTICAL CALCULATION WITH BOUNDED INTEGRATION RANGE

We derive the mutual information Eq. (21) when the transformations are weighted with a Gaussian centered around the identity transformation  $u_{it}^{(1)}$ . Except for this modification the derivation is analog to the derivation of the unconstrained mutual information in Eq. (17). The approximation sets and the joint approximation set are

$$|C_\gamma^{(\nu)}| = \int_{-\infty}^{\infty} \exp(-\beta R(\mathbf{x}^{(\nu)}, \mathbf{u}, \mathbf{s}^{(\nu)}, \mathbf{v}^{(\nu)})) \exp\left(-\frac{1}{2\sigma} \sum_{i,t} (u_{it} - u_{it}^{(1)})^2\right) d\mathbf{u}, \nu \in \{1, 2\} \quad (27)$$

$$\begin{aligned} &= \prod_{ij} \exp(-\beta x_{ij}^{(\nu)2}) \exp\left(-\frac{1}{2\sigma D} \sum_t u_{it}^{*2}\right) \\ &\quad \cdot \int_{-\infty}^{\infty} \exp\left(-\beta \sum_t u_{it} \left(\frac{1}{\sigma\beta D} u_{it}^{(1)} - 2x_{ij}^{(\nu)} w_{tj}^{(\nu)}\right)\right) \\ &\quad \cdot \exp\left(-2\beta \sum_t u_{it} \left(w_{tj}^{(\nu)2} u_{it} + 2w_{tj}^{(\nu)} \sum_{t' \neq t} u_{it'} w_{t'j}^{(\nu)} + \frac{1}{2\sigma\beta D} u_{it}\right)\right) d^k \mathbf{u}_{i..} \end{aligned} \quad (28)$$

and

$$|\Delta C_\gamma| = \int_{-\infty}^{\infty} \exp(-\beta/2 (R(\mathbf{x}^{(1)}, \mathbf{u}, \mathbf{s}^{(1)}, \mathbf{v}^{(1)}) + R(\mathbf{x}^{(2)}, \mathbf{u}, \mathbf{s}^{(1)}, \mathbf{v}^{(1)}))) \exp\left(-\frac{1}{2\sigma} \sum_{i,t} (u_{it} - u_{it}^{(1)})^2\right) d^k \mathbf{u} \quad (29)$$

$$\begin{aligned} &= \prod_{ij} \exp(-\beta/2 (x_{ij}^{(1)2} + x_{ij}^{(2)2})) \exp\left(-\frac{1}{2\sigma D} \sum_t u_{it}^{*2}\right) \\ &\quad \cdot \int_{-\infty}^{\infty} \exp\left(-\beta \sum_t u_{it} \left(w_{tj}^{(1)2} u_{it} + 2w_{tj}^{(1)} \sum_{t' \neq t} u_{it'} w_{t'j}^{(1)} + \frac{1}{2\sigma\beta D} u_{it}\right)\right) \\ &\quad \cdot \exp\left(-\beta \sum_t u_{it} \left((x_{ij}^{(1)} + x_{ij}^{(2)}) w_{tj}^{(1)} - \frac{1}{\sigma\beta D} u_{it}^{(1)}\right)\right) d^k \mathbf{u}_{i..} \end{aligned} \quad (30)$$

The characteristic terms of the integrals are

$$\mathbf{A}_{(j)}^{(\nu)} = 2\beta \mathbf{a}_{(j)}^{(\nu)}, \quad (31)$$

$$\mathbf{b}_{(i,j)}^{(\nu)} = 2\beta x_{ij}^{(\nu)} \mathbf{w}_{\cdot j}^{(\nu)T} - \frac{1}{\sigma D} \mathbf{u}_{i,\cdot}^{(1)}, \quad (32)$$

$$\mathbf{A}_{(j)}^{(\Delta)} = \mathbf{A}_{(j)}^{(1)}, \quad (33)$$

$$\mathbf{b}_{(i,j)}^{(\Delta)} = \beta \left( x_{ij}^{(1)} + x_{ij}^{(2)} \right) \mathbf{w}_{\cdot j}^{(1)T} - \frac{1}{\sigma D} \mathbf{u}_{i,\cdot}^{(1)}, \quad (34)$$

with

$$\mathbf{a}_{(j)}^{(\nu)} := \mathbf{w}_{\cdot j}^{(\nu)T} \mathbf{w}_{\cdot j}^{(\nu)} + \frac{1}{2\sigma\beta D} \mathbb{I}. \quad (35)$$

These terms determine the cardinalities of the approximation sets:

$$|C_\gamma^{(\nu)}| = \prod_{i,j} \exp\left(-\beta x_{ij}^{(\nu)2}\right) \exp\left(-\frac{1}{2\sigma D} \mathbf{u}_{i,\cdot}^{(1)} \mathbf{u}_{i,\cdot}^{(1)T}\right) \sqrt{\frac{(2\pi)^k}{\det(2\beta \mathbf{a}_{(j)}^{(\nu)})}} \exp\left(\frac{1}{2} \mathbf{b}_{(i,j)}^{(\nu)T} \mathbf{A}_{(j)}^{(\nu)-1} \mathbf{b}_{(i,j)}^{(\nu)}\right) \quad (36)$$

$$= \left(\frac{\pi}{\beta}\right)^{\frac{NDk}{2}} \prod_{i,j} \det\left(\mathbf{a}_{(j)}^{(\nu)}\right)^{-1/2} \quad (37)$$

$$\exp\left(-\beta x_{ij}^{(\nu)2} - \frac{1}{2\sigma D} \mathbf{u}_{i,\cdot}^{(1)} \mathbf{u}_{i,\cdot}^{(1)T} + \frac{1}{4\beta} (2\beta x_{ij}^{(\nu)} \mathbf{w}_{\cdot j}^{(\nu)T} - \frac{1}{\sigma D} \mathbf{u}_{i,\cdot}^{(1)})^T \mathbf{a}_{(j)}^{(\nu)-1} (2\beta x_{ij}^{(\nu)} \mathbf{w}_{\cdot j}^{(\nu)T} - \frac{1}{\sigma D} \mathbf{u}_{i,\cdot}^{(1)})\right)$$

$$= \left(\frac{\pi}{\beta}\right)^{\frac{NDk}{2}} \left(\prod_j \det\left(\mathbf{a}_{(j)}^{(\nu)}\right)\right)^{-N/2} \quad (38)$$

$$\cdot \prod_{i,j} \exp\left(-\beta x_{ij}^{(\nu)2} \left(1 - \mathbf{w}_{\cdot j}^{(\nu)} \mathbf{a}_{(j)}^{(\nu)-1} \mathbf{w}_{\cdot j}^{(\nu)T}\right) - \frac{1}{2\sigma D} \mathbf{u}_{i,\cdot}^{(1)} \mathbf{u}_{i,\cdot}^{(1)T} - \frac{1}{4\beta\sigma^2 D^2} \mathbf{u}_{i,\cdot}^{(1)} \mathbf{a}_{(j)}^{(\nu)-1} \mathbf{u}_{i,\cdot}^{(1)T}\right)$$

and

$$|\Delta C_\gamma| = \prod_{i,j} \exp\left(-\frac{\beta}{2} \left(x_{ij}^{(1)2} + x_{ij}^{(2)2}\right)\right) \exp\left(-\frac{1}{2\sigma D} \mathbf{u}_{i,\cdot}^{(1)} \mathbf{u}_{i,\cdot}^{(1)T}\right) \sqrt{\frac{(2\pi)^k}{\det(2\beta \mathbf{a}_{(j)}^{(1)})}} \exp\left(\frac{1}{2} \mathbf{b}_{(i,j)}^{(\Delta)T} \mathbf{A}_{(j)}^{(1)-1} \mathbf{b}_{(i,j)}^{(\Delta)}\right) \quad (39)$$

$$= \left(\frac{\pi}{\beta}\right)^{\frac{NDk}{2}} \prod_{i,j} \det\left(\mathbf{a}_{(j)}^{(1)}\right)^{-1/2} \quad (40)$$

$$\prod_{i,j} \exp\left(-\frac{\beta}{2} \left(x_{ij}^{(1)2} + x_{ij}^{(2)2} - \frac{1}{2} \left(x_{ij}^{(1)} + x_{ij}^{(2)}\right)^2 \mathbf{w}_{\cdot j}^{(1)} \mathbf{a}_{(j)}^{(1)-1} \mathbf{w}_{\cdot j}^{(1)T}\right) - \frac{1}{2\sigma D} \mathbf{u}_{i,\cdot}^{(1)} \mathbf{u}_{i,\cdot}^{(1)T} - \frac{1}{4\beta\sigma^2 D^2} \mathbf{u}_{i,\cdot}^{(1)} \mathbf{a}_{(j)}^{(1)-1} \mathbf{u}_{i,\cdot}^{(1)T}\right)$$

The number of random transformations depends on the size of the Gaussian sphere  $b$  :

$$b = \int_{-\infty}^{\infty} \exp\left(-\frac{1}{2\sigma} \sum_{i,t} (u_{it} - u_{it}^{(1)})^2\right) d\mathbf{u} \quad (41)$$

$$= \prod_i \sqrt{\frac{(2\pi)^k}{\det(\sigma^{-1} \mathbb{I})}} \quad (42)$$

$$= (2\pi\sigma)^{\frac{Nk}{2}}. \quad (43)$$

Define the auxiliary variables  $\mathbf{F}_{(j)}^{(\nu)} := \mathbf{w}_{\cdot j}^{(\nu)} \mathbf{a}_{(j)}^{(\nu)-1} \mathbf{w}_{\cdot j}^{(\nu)T}$ . Then, the mutual information is

$$I(\beta) = 1/N \left( |\{\tau_j\}| + \log(|\Delta C_\gamma|) - \sum_{\nu=1}^2 \log \left( |C_\gamma^{(\nu)}| \right) \right) \quad (44)$$

$$= \frac{k}{2} \log(2\pi\sigma) + \frac{Dk}{2} (\log(\beta) - \log(\pi)) + \frac{1}{2} \sum_j \log \left( \det \left( \mathbf{a}_{(j)}^{(2)} \right) \right) \quad (45)$$

$$\begin{aligned} & - \frac{1}{N} \sum_{ij} \left[ \frac{\beta}{2} \left( x_{ij}^{(1)2} + x_{ij}^{(2)2} - \frac{1}{2} \left( x_{ij}^{(1)} + x_{ij}^{(2)} \right)^2 \mathbf{F}_{(j)}^{(1)} \right) + \frac{1}{2\sigma D} \mathbf{u}_{i,\cdot}^{(1)} \mathbf{u}_{i,\cdot}^{(1)T} + \frac{1}{4\beta\sigma^2 D^2} \mathbf{u}_{i,\cdot}^{(1)} \mathbf{a}_{(j)}^{(1)-1} \mathbf{u}_{i,\cdot}^{(1)T} \right] \\ & + \frac{1}{N} \sum_{ij} \left[ \frac{\beta}{2} x_{ij}^{(1)2} \left( 2 - 2\mathbf{F}_{(j)}^{(1)} \right) + \frac{1}{2\sigma D} \mathbf{u}_{i,\cdot}^{(1)} \mathbf{u}_{i,\cdot}^{(1)T} + \frac{1}{4\beta\sigma^2 D^2} \mathbf{u}_{i,\cdot}^{(1)} \mathbf{a}_{(j)}^{(1)-1} \mathbf{u}_{i,\cdot}^{(1)T} \right] \\ & + \frac{1}{N} \sum_{ij} \left[ \frac{\beta}{2} x_{ij}^{(2)2} \left( 2 - 2\mathbf{F}_{(j)}^{(2)} \right) + \frac{1}{2\sigma D} \mathbf{u}_{i,\cdot}^{(1)} \mathbf{u}_{i,\cdot}^{(1)T} + \frac{1}{4\beta\sigma^2 D^2} \mathbf{u}_{i,\cdot}^{(1)} \mathbf{a}_{(j)}^{(2)-1} \mathbf{u}_{i,\cdot}^{(1)T} \right] \\ = & \frac{k}{2} \log(2\pi\sigma) + \frac{kD}{2} \log \left( \frac{\beta}{\pi} \right) + \frac{1}{2} \sum_j \log \left( \det \left( \mathbf{a}_{(j)}^{(2)} \right) \right) \quad (46) \\ & + \frac{1}{2\sigma N} \sum_i \mathbf{u}_{i,\cdot}^{(1)} \mathbf{u}_{i,\cdot}^{(1)T} + \frac{1}{4\beta\sigma^2 D^2 N} \sum_{ij} \mathbf{u}_{i,\cdot}^{(1)} \mathbf{a}_{(j)}^{(2)-1} \mathbf{u}_{i,\cdot}^{(1)T} \\ & + \frac{\beta}{2N} \sum_{ij} \left[ x_{ij}^{(1)2} \left( 1 - \frac{3}{2} \mathbf{F}_{(j)}^{(1)} \right) + x_{ij}^{(2)2} \left( 1 - 2\mathbf{F}_{(j)}^{(2)} + \frac{1}{2} \mathbf{F}_{(j)}^{(1)} \right) + x_{ij}^{(1)} x_{ij}^{(2)} \mathbf{F}_{(j)}^{(1)} \right]. \end{aligned}$$


---