

Anisotropic flow in $\sqrt{s} = 2.76$ TeV Pb+Pb collisions at the LHC

Björn Schenke,¹ Sangyong Jeon,² and Charles Gale²

¹*Physics Department, Bldg. 510A, Brookhaven National Laboratory, Upton, NY 11973, USA*

²*Department of Physics, McGill University, 3600 University Street, Montreal, Quebec, H3A 2T8, Canada*

The results on elliptic flow in $\sqrt{s} = 2.76$ TeV Pb+Pb collisions at the Large Hadron Collider (LHC) reported by the ALICE collaboration are remarkably similar to those for $\sqrt{s} = 200$ GeV gold-gold collisions at the Relativistic Heavy Ion Collider (RHIC). This result is surprising, given the expected longer lifetime of the system at the higher collision energies. We show that it is nevertheless consistent with 3+1 dimensional viscous event-by-event hydrodynamic calculations, and demonstrate that elliptic flow at both RHIC and LHC is built up mostly within the first ~ 5 fm/c of the evolution. We conclude that an “almost perfect liquid” is produced in heavy-ion collisions at the LHC. Furthermore, we present predictions for triangular flow as a function of transverse momentum for different centralities.

The LHC era has barely begun, yet it is already producing significant physics results. In particular, the ALICE collaboration has demonstrated that the QGP system produced at $\sqrt{s} = 2.76$ TeV at the LHC is in many ways similar to the system produced by RHIC at the much lower $\sqrt{s} = 200$ GeV. Specifically, the elliptic flow, measured by the ALICE collaboration [1] is surprisingly close to that measured by the STAR collaboration. Naively, one would have expected that the higher pressure and the longer lifetime of the QGP would make the effect of spatial anisotropy much greater at the LHC. To determine whether the LHC data is showing truly unexpected feature requires thorough analysis of hydrodynamics with energy and entropy density appropriate for the LHC. In this work, we use a 3+1D viscous hydrodynamic simulation model [2, 3] to show that this is actually a natural consequence of the self-quenching of elliptic flow when the spatial eccentricity comes down below 0.1.

As has been extensively reviewed [4, 5], the elliptic flow, defined by the coefficient of $\cos 2\phi$ in the momentum distribution as follows

$$\frac{dN}{dyd^2p_T} = \frac{1}{2\pi} \frac{dN}{dy p_T dp_T} (1 + 2v_2 \cos 2\phi + \dots) \quad (1)$$

has been one of the most important evidence of the quark-gluon plasma (QGP) [6–9]. A significant amount of theoretical work has been carried out by various groups for RHIC [10] and some for LHC [11–13]. Recently, we have emphasized the role of event-by-event fluctuations of the initial condition and the finite viscosity in a full 3+1D hydrodynamic calculation [3] in understanding the details of elliptic flow measured at RHIC. In this study we demonstrate the importance of both at LHC energies.

In this work, we use a variant of the Israel-Stewart formalism [14–18] derived in [19], where the stress-energy tensor is decomposed as

$$\mathcal{T}^{\mu\nu} = T_{\text{id}}^{\mu\nu} + W^{\mu\nu}, \quad (2)$$

where

$$T_{\text{id}}^{\mu\nu} = (\epsilon + \mathcal{P})u^\mu u^\nu - \mathcal{P}g^{\mu\nu} \quad (3)$$

is the ideal fluid part with flow velocity u^μ . The local energy density and local pressure are ϵ and \mathcal{P} , respectively, and $g^{\mu\nu} = \text{diag}(1, -1, -1, -1)$ is the metric tensor. The flow velocity is defined as the time-like eigenvector of $T_{\text{id}}^{\mu\nu}$

$$T_{\text{id}}^{\mu\nu} u_\nu = \epsilon u^\mu \quad (4)$$

with the normalization $u^\nu u_\nu = 1$. The pressure is determined by the equation of state

$$\mathcal{P} = \mathcal{P}(\epsilon, \rho_B). \quad (5)$$

The evolution equations are $\partial_\mu \mathcal{T}^{\mu\nu} = 0$ and

$$\Delta_\alpha^\mu \Delta_\beta^\nu u^\sigma \partial_\sigma W^{\alpha\beta} = -\frac{1}{\tau_\pi} (W^{\mu\nu} - S^{\mu\nu}) - \frac{4}{3} W^{\mu\nu} (\partial_\alpha u^\alpha), \quad (6)$$

where

$$S^{\mu\nu} = \eta \left(\nabla^\mu u^\nu + \nabla^\nu u^\mu - \frac{2}{3} \Delta^{\mu\nu} \nabla_\alpha u^\alpha \right), \quad (7)$$

with $\Delta^{\mu\nu} = g^{\mu\nu} - u^\mu u^\nu$ the local 3-metric, $\nabla^\mu = \Delta^{\mu\nu} \partial_\nu$ the local space derivative, and η the shear viscosity.

In the τ, η_s coordinate system used in this work, these equations can be re-written as hyperbolic equations with sources

$$\partial_a T_{\text{id}}^{ab} = -\partial_a W^{ab} + F^b \quad (8)$$

and

$$\partial_a (u^a W^{cd}) = -(1/\tau_\pi)(W^{cd} - S^{cd}) + G^{cd} \quad (9)$$

where F^b and G^{cd} contain terms introduced by the coordinate change from t, z to τ, η_s as well as those introduced by the projections in Eq.(6).

To solve this system of equations, the 3+1D relativistic hydrodynamic simulation MUSIC [2, 3] is used. This approach utilizes the Kurganov-Tadmor (KT) scheme [20, 21], together with Heun’s method to solve resulting ordinary differential equations.

The initialization of the energy density is done using the Glauber model (see [22] and references therein): Before the collision the density distribution of the two nuclei is described by a Woods-Saxon parametrization

$$\rho_A(r) = \frac{\rho_0}{1 + \exp[(r - R)/d]}, \quad (10)$$

with $R = 6.62$ fm and $d = 0.546$ fm for Pb nuclei. The normalization factor ρ_0 is set to fulfil $\int d^3r \rho_A(r) = A$. The relevant quantity for the following considerations is the *nuclear thickness function*

$$T_A(x, y) = \int_{-\infty}^{\infty} dz \rho_A(x, y, z), \quad (11)$$

where $r = \sqrt{x^2 + y^2 + z^2}$. The opacity of the nucleus is obtained by multiplying the thickness function with the total inelastic cross-section σ of a nucleus-nucleus collision.

The initial energy density distribution in the transverse plane is scaled with the number of wounded nucleons n_{WN} . The initial energy density at the center is 175 GeV/fm^3 in the ideal case, and 158 GeV/fm^3 for $\eta/s = 0.08$: the ratio of shear viscosity to entropy density. For the event-by-event simulation, the same procedure as described in [3] is followed. For every wounded nucleon, a contribution to the energy density with Gaussian shape (in x and y) and width $\sigma_0 = 0.3$ fm is added. The amplitude of the Gaussian was adjusted to yield the same average multiplicity distribution as in the case with average initial conditions. We tested the effect of partial scaling with binary collisions and found that it has very little effect on the flow observables in the event-by-event calculation. The reason for this is the appearance of “hot spots” that work against the increase in initial eccentricity, because their expansion is not necessarily aligned with the event-plane.

The prescription described in Refs. [23–29] is used to initialize the longitudinal profile, both for average initial conditions and for event-by-event simulations. It consists of two parts, namely a flat region around $\eta_s = 0$ and half a Gaussian in the forward and backward direction:

$$H(\eta_s) = \exp \left[-\frac{(|\eta_s| - \eta_{\text{flat}}/2)^2}{2\sigma_\eta^2} \theta(|\eta_s| - \eta_{\text{flat}}/2) \right]. \quad (12)$$

The full energy density distribution is then given by

$$\varepsilon(x, y, \eta_s, b) = \varepsilon_0 H(\eta_s) n_{\text{WN}}(x, y, b)/n_{\text{WN}}(0, 0, 0). \quad (13)$$

For the LHC scenario, the parameters η_{flat} and σ_η are respectively set to 10 and 0.5, in order to reproduce predictions in [30]. All parameters for RHIC are the same as in parameter set Au-Au-1 in [2].

The equation of state used in this work is that of the parametrization “s95p-v1” from Ref. [31], obtained from interpolating between lattice data and a hadron resonance gas.

A Cooper-Frye freeze-out is performed, using

$$E \frac{dN}{d^3p} = \frac{dN}{dy p_T dp_T d\phi_p} = g_i \int_{\Sigma} f(u^\mu p_\mu) p^\mu d^3\Sigma_\mu, \quad (14)$$

where g_i is the degeneracy of particle species i , and Σ the freeze-out hyper-surface. The distribution function

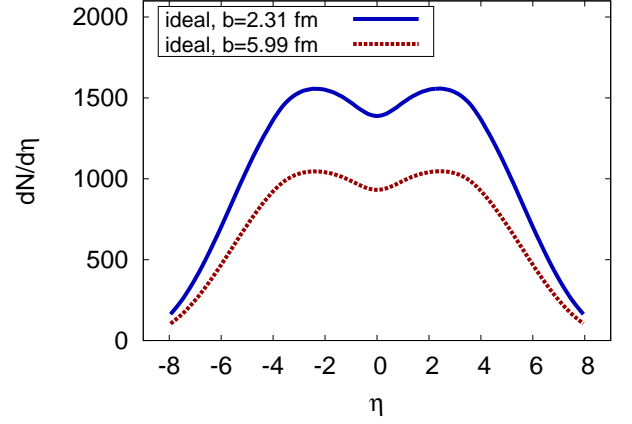


FIG. 1. (Color online) Charged hadron multiplicity as a function of the pseudo-rapidity η for most central (0-5%) and mid-central (10-20%) collisions, using $T_{\text{FO}} = 136$ MeV.

is given by

$$f(u^\mu p_\mu) = f_0(u^\mu p_\mu) = \frac{1}{(2\pi)^3} \frac{1}{\exp((u^\mu p_\mu - \mu_i)/T_{\text{FO}}) \pm 1}, \quad (15)$$

where μ_i is the chemical potential for particle species i and T_{FO} is the freeze-out temperature. In the finite viscosity case we include viscous corrections to the distribution function, $f = f_0 + \delta f$, with

$$\delta f = f_0(1 \pm f_0) p^\alpha p^\beta W_{\alpha\beta} \frac{1}{2(\epsilon + \mathcal{P})T^2}, \quad (16)$$

where W is the viscous correction introduced in Eq. (2). Note however that the choice $\delta f \sim p^2$ is not unique [32].

The algorithm used to determine the freeze-out surface Σ has been presented in [2]. In the case with average initial conditions, we include all resonances up to 2 GeV, performing resonance decays using routines from [33–36] that we generalized to three dimensions. For the event-by-event simulations we only include resonances up to the ϕ -meson. We have verified that the effect of including higher resonances on v_2 is negligible in the case of average initial conditions, such that neglecting them in the event-by-event case is not expected to change the results for flow observables. The thermalization time used for the conditions at the LHC is $\tau_0 = 0.3 \text{ fm}/c$ (compared to $\tau_0 = 0.4 \text{ fm}/c$ for RHIC).

For the sake of reference, the pseudo-rapidity dependence of the charged particle multiplicity distribution is shown in Fig. 1. The spectrum was obtained by fitting to predictions in [30] and normalizing the multiplicity at $\eta = 0$ to experimental results from [37].

In the event-by-event simulation the same method as in [3] is applied, where the flow coefficients

$$v_n = \langle \cos(n(\phi - \psi_n)) \rangle, \quad (17)$$

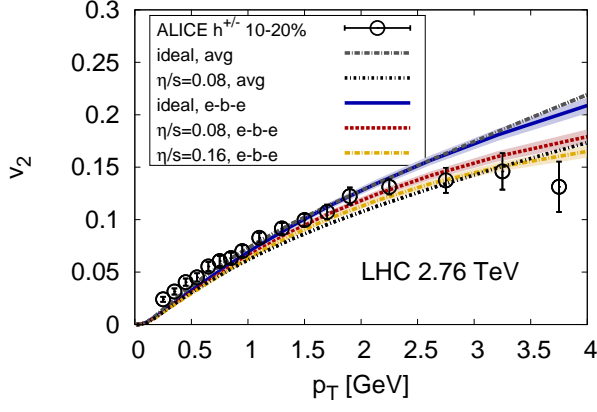


FIG. 2. (Color online) Charged hadron v_2 in 10-20% central collisions for average initial conditions (avg) and event-by-event simulations (e-b-e). The bands indicate the statistical error. Experimental data from ALICE [1].

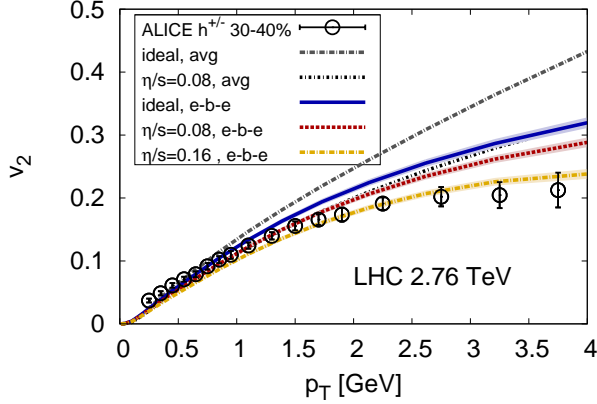


FIG. 3. (Color online) Charged hadron v_2 in 30-40% central collisions for average initial conditions (avg) and event-by-event simulations (e-b-e). The bands indicate the statistical error. Experimental data from ALICE [1].

are measured with respect to the event plane, defined by the angle

$$\psi_n = \frac{1}{n} \arctan \frac{\langle p_T \sin(n\phi) \rangle}{\langle p_T \cos(n\phi) \rangle}. \quad (18)$$

The weight p_T is chosen for best accuracy [38].

In Figs. 2 and 3 we present the elliptic flow v_2 as a function of transverse momentum p_T obtained in the event-by-event simulation, compared to the average initial condition case and data from ALICE [1].

The used freeze-out temperature $T_{FO} = 135$ MeV is the same as that used to produce Fig. 1. Event-by-event fluctuations have opposite effects in the two different centrality bins, increasing v_2 in more central collisions, but

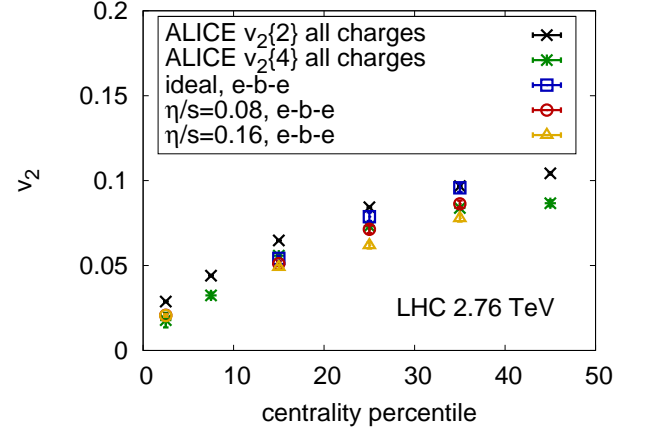


FIG. 4. (Color online) Charged hadron v_2 from event-by-event simulations as a function of centrality.

decreasing it in 30-40% central collisions. This has been observed and explained previously at RHIC energies in [3]. Overall, event-by-event fluctuations and finite viscosity improve the agreement with the experimental data for the 30-40% central bin. For $p_T < 0.7$ GeV the experimental data is underestimated. A similar mismatch to experimental data was found in [11, 13], where [13] explains the low p_T v_2 by including non-thermalized particles from jet fragmentation. For 10-20% central collision the underestimation of v_2 at low p_T is even larger. Note that we use the event-plane method to determine v_2 , while the ALICE data is obtained using the four particle cumulant method. This method eliminates most of the non-flow contributions but also minimizes effects of fluctuations [39]. Using the event-plane method or the two-particle cumulant leads to about a 10% larger v_2 [40]. Potentially, initial conditions using the Monte-Carlo KLN Model [41, 42], which increase the effective initial eccentricity, can improve the agreement with experimental data by leading to larger v_2 .

Fig. 4 shows v_2 as a function of centrality compared to two particle cumulant $v_2\{2\}$ and four particle cumulant $v_2\{4\}$ from ALICE [1]. The results reflect the slightly too low v_2 at low p_T seen in Figs. 2 and 3.

The flow coefficient v_2 for average initial conditions and a freeze-out temperature of $T_{FO} = 160$ MeV - just below the range of the cross-over transition - is shown in Fig. 5. It is very similar to the result obtained with $T_{FO} = 137$ MeV, which demonstrates that the elliptic flow is completely built up already at the earlier time, explaining the small difference between the $v_2(p_T)$ at RHIC and LHC.

To make this point more clear, the time-dependent eccentricity

$$\epsilon_s = \frac{\langle y^2 - x^2 \rangle}{\langle y^2 + x^2 \rangle}, \quad (19)$$

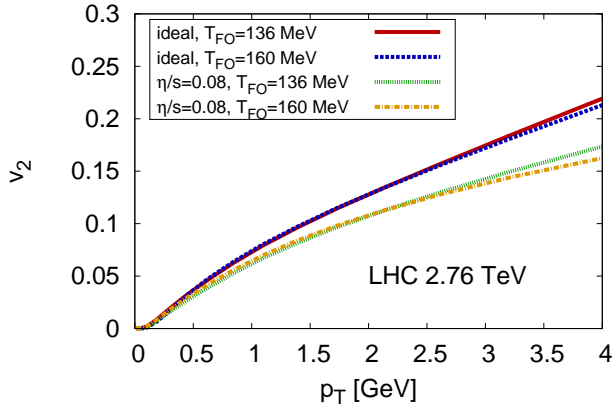


FIG. 5. (Color online) Charged hadron v_2 as function of transverse momentum p_T for the final freeze-out temperature $T_{FO} = 136$ MeV and a freeze-out at the temperature below the cross-over region $T_{FO} = 160$ MeV. The difference is minimal, indicating that all the elliptic flow builds up during the QGP-phase.

and momentum anisotropy of the system at midrapidity

$$\epsilon_p = \frac{\langle T^{xx} - T^{yy} \rangle}{\langle T^{xx} + T^{yy} \rangle} \quad (20)$$

are shown in Fig. 6. This illustrates how the momentum anisotropy is almost entirely built up after 5 fm/c at both RHIC and LHC and the (slightly) longer lifetime at LHC does not play a role for v_2 . We also find that while the system becomes just isotropic at freeze-out at RHIC, the eccentricity changes sign approximately 5 fm/c before freeze-out at LHC. Turning to the temperature evolution in the center of the system in Fig. 7, one concludes that at the LHC, almost all elliptic flow is built up in the QGP phase. The figure also shows that the lifetime of the QGP phase is approximately 40% longer at the LHC. The inclusion of viscosity does not have a large effect on the temperature evolution at the center of the LHC fireball.

These findings are in line with earlier calculations using 2+1D ideal hydrodynamics [43], where a small decrease of v_2 as a function of p_T was predicted, when going to higher initial energy densities.

Finally, we present predictions for the triangular flow coefficient $v_3(p_T)$ for LHC energies in Figs. 8 and 9. The results for $\eta/s = 0.08$ are again remarkably similar to those at RHIC energies [3], while the difference between curves computed with different η/s is smaller than at RHIC energies.

We have presented first event-by-event calculations of elliptic and triangular flow at LHC energies of $\sqrt{s} = 2.76$ TeV. The data seems to be best described with a viscosity to entropy density ratio of $\eta/s = 0.08$ or smaller. A value of $\eta/s = 0.08$ was also found to describe RHIC data best earlier [3]. Generally, the Monte-Carlo

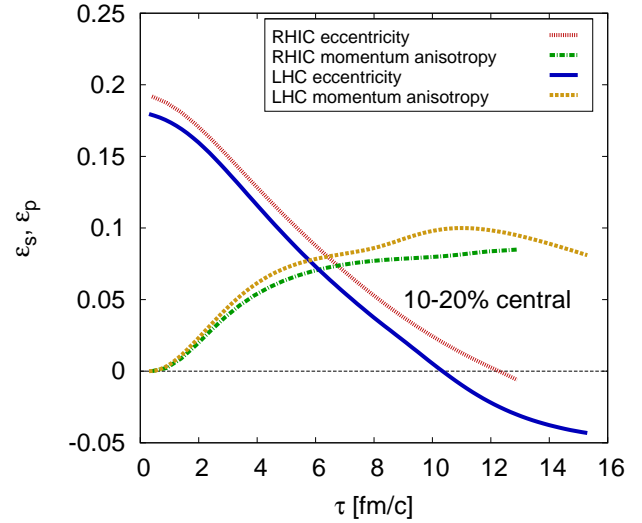


FIG. 6. (Color online) Time evolution of the eccentricity and momentum anisotropy in 10-20% central collisions at RHIC and the LHC. In both cases the maximal momentum anisotropy is built up almost entirely during the first 5–6 fm/c. At LHC the spatial anisotropy drops even slightly faster. This demonstrates why the elliptic flow as a function of p_T is very similar in both experiments.

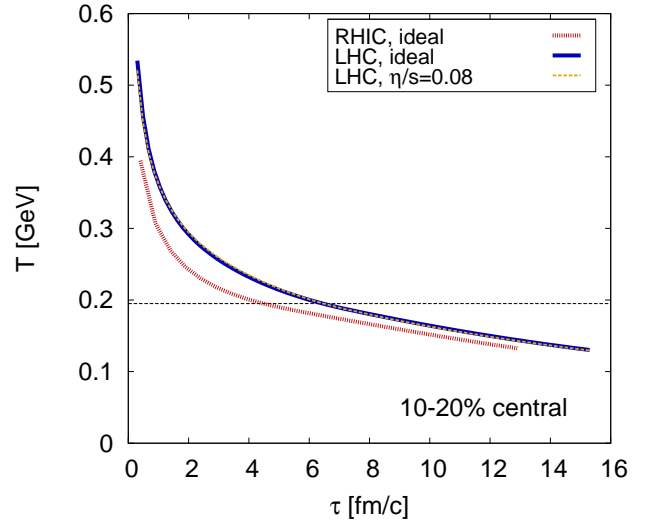


FIG. 7. (Color online) Time evolution of the temperature in the center at RHIC and LHC. The horizontal line indicates a temperature of 195 GeV, which is in the center of the cross-over region defined in [31].

Glauber initial conditions tend to lead to relatively small v_2 in the 3+1D event-by-event simulation compared to experimental data from ALICE [1]. It was found that, in spite of the longer lifetime of the system at LHC, the anisotropic flow is not much larger than at RHIC: it is built up almost entirely within the first 5–6 fm/c, and

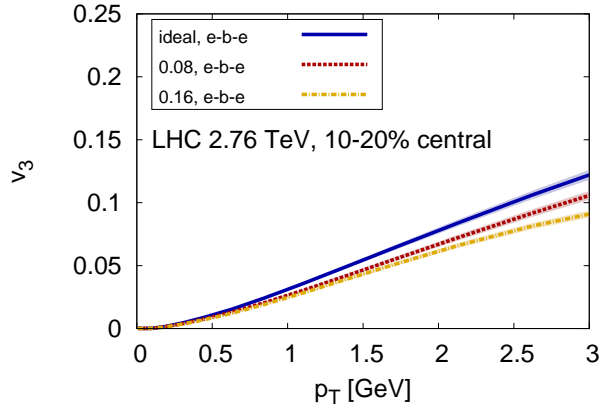


FIG. 8. (Color online) Charged hadron v_3 in 10-20% central collisions.

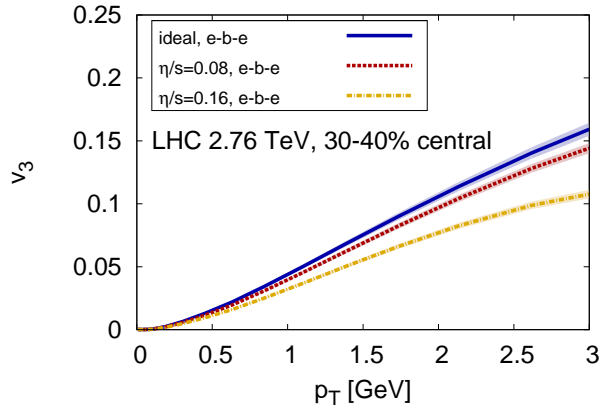


FIG. 9. (Color online) Charged hadron v_3 in 30-40% central collisions.

at the LHC the system even acquires a negative eccentricity for the last 5 fm/c of the evolution, reducing the momentum anisotropy. The low value of η/s extracted from RHIC has been interpreted as the formation of a “perfect liquid”; it would seem this description is also appropriate at the LHC. A detailed combined comparison of experimental spectra and higher harmonics using the techniques presented in this work will be able to determine the initial conditions and their fluctuations as well as the shear viscosity to entropy density ratio.

Acknowledgments

B.P.S. thanks Adrian Dumitru and Raju Venugopalan for fruitful discussions. We thank R. Snellings for providing the experimental data. This work was supported in part by the Natural Sciences and Engineering Research

Council of Canada. B.P.S. was supported in part by the US Department of Energy under DOE Contract No.DE-AC02-98CH10886, and by a Lab Directed Research and Development Grant from Brookhaven Science Associates.

-
- [1] K. Aamodt *et al.* (ALICE), Phys. Rev. Lett. **105**, 252302 (2010), arXiv:1011.3914 [nucl-ex].
 - [2] B. Schenke, S. Jeon, and C. Gale, Phys. Rev. **C82**, 014903 (2010).
 - [3] B. Schenke, S. Jeon, and C. Gale, Phys. Rev. Lett. **106**, 042301 (2011), arXiv:1009.3244 [hep-ph].
 - [4] P. Huovinen, Quark Gluon Plasma 3 ed R C Hwa and X N Wang (Singapore: World Scientific), 600 (2003), arXiv:nucl-th/0305064.
 - [5] P. F. Kolb and U. W. Heinz, Quark Gluon Plasma 3 ed R C Hwa and X N Wang (Singapore: World Scientific), 634 (2003), arXiv:nucl-th/0305084.
 - [6] J. Adams *et al.* (STAR), Phys. Rev. **C72**, 014904 (2005).
 - [7] A. Adare *et al.* (PHENIX), Phys. Rev. Lett. **105**, 062301 (2010).
 - [8] B. B. Back *et al.* (PHOBOS), Phys. Rev. **C72**, 051901 (2005).
 - [9] S. Sanders, J.Phys.G **G34**, S1083 (2007), arXiv:nucl-ex/0701076 [NUCL-EX].
 - [10] U. W. Heinz, (2009), arXiv:0901.4355 [nucl-th].
 - [11] T. Hirano, P. Huovinen, and Y. Nara, (2010), arXiv:1012.3955 [nucl-th].
 - [12] M. Luzum, (2010), arXiv:1011.5173 [nucl-th].
 - [13] P. Bozek, (2011), arXiv:1101.1791 [nucl-th].
 - [14] W. Israel, Ann. Phys. **100**, 310 (1976).
 - [15] J. Stewart, Proc.Roy.Soc.Lond. **A357**, 59 (1977).
 - [16] W. Israel and J. M. Stewart, Ann. Phys. **118**, 341 (1979).
 - [17] M. Grmela and H. C. Ottinger, Phys. Rev. **E56**, 6620 (1997).
 - [18] A. Muronga, Phys. Rev. Lett. **88**, 062302 (2002).
 - [19] R. Baier, P. Romatschke, D. T. Son, A. O. Starinets, and M. A. Stephanov, JHEP **04**, 100 (2008).
 - [20] A. Kurganov and E. Tadmor, Journal of Computational Physics **160**, 214 (2000).
 - [21] R. Naidoo and S. Baboolal, Future Gener. Comput. Syst. **20**, 465 (2004).
 - [22] M. L. Miller, K. Reygers, S. J. Sanders, and P. Steinberg, Ann. Rev. Nucl. Part. Sci. **57**, 205 (2007).
 - [23] T. Ishii and S. Muroya, Phys. Rev. **D46**, 5156 (1992).
 - [24] K. Morita, S. Muroya, H. Nakamura, and C. Nonaka, Phys. Rev. **C61**, 034904 (2000), arXiv:nucl-th/9906037.
 - [25] T. Hirano, K. Morita, S. Muroya, and C. Nonaka, Phys. Rev. **C65**, 061902 (2002), arXiv:nucl-th/0110009.
 - [26] T. Hirano, Phys. Rev. **C65**, 011901 (2002), arXiv:nucl-th/0108004.
 - [27] T. Hirano and K. Tsuda, Phys. Rev. **C66**, 054905 (2002), arXiv:nucl-th/0205043.
 - [28] K. Morita, S. Muroya, C. Nonaka, and T. Hirano, Phys. Rev. **C66**, 054904 (2002), arXiv:nucl-th/0205040.
 - [29] C. Nonaka and S. A. Bass, Phys. Rev. **C75** (2007), 10.1103/PhysRevC.75.014902.

- [30] S. Jeon, V. Topor Pop, and M. Bleicher, Phys. Rev. **C69**, 044904 (2004), arXiv:nucl-th/0309077.
- [31] P. Huovinen and P. Petreczky, Nucl. Phys. **A837**, 26 (2010).
- [32] K. Dusling, G. D. Moore, and D. Teaney, Phys. Rev. **C81**, 034907 (2010).
- [33] J. Sollfrank, P. Koch, and U. W. Heinz, Phys. Lett. **B252**, 256 (1990).
- [34] J. Sollfrank, P. Koch, and U. W. Heinz, Z. Phys. **C52**, 593 (1991).
- [35] P. F. Kolb, J. Sollfrank, and U. W. Heinz, Phys. Rev. **C62**, 054909 (2000).
- [36] P. F. Kolb and R. Rapp, Phys. Rev. **C67**, 044903 (2003).
- [37] K. Aamodt *et al.* (ALICE), Phys. Rev. Lett. **105**, 252301 (2010), arXiv:1011.3916 [nucl-ex].
- [38] A. M. Poskanzer and S. A. Voloshin, Phys. Rev. **C58**, 1671 (1998).
- [39] N. Borghini, P. M. Dinh, and J.-Y. Ollitrault, Phys. Rev. **C64**, 054901 (2001), arXiv:nucl-th/0105040.
- [40] R. A. Lacey, A. Taranenko, N. N. Ajitanand, and J. M. Alexander, Phys. Rev. **C83**, 031901 (2011), arXiv:1011.6328 [nucl-ex].
- [41] H. J. Drescher and Y. Nara, Phys. Rev. **C75**, 034905 (2007).
- [42] H.-J. Drescher and Y. Nara, Phys. Rev. **C76**, 041903 (2007).
- [43] G. Kestin and U. W. Heinz, Eur.Phys.J. **C61**, 545 (2009), arXiv:0806.4539 [nucl-th].