

MAGIC discovery of Very High Energy Emission from the FSRQ PKS 1222+21

J. Aleksić¹, L. A. Antonelli², P. Antoranz³, M. Backes⁴, J. A. Barrio⁵, D. Bastieri⁶,
 J. Becerra González^{7,8,†}, W. Bednarek⁹, A. Berdyugin¹⁰, K. Berger^{7,8}, E. Bernardini¹¹,
 A. Biland¹², O. Blanch¹, R. K. Bock¹³, A. Boller¹², G. Bonnoli², D. Borla Tridon¹³,
 I. Braun¹², T. Bretz^{14,26}, A. Cañellas¹⁵, E. Carmona¹³, A. Carosi², P. Colin¹³, E. Colombo⁷,
 J. L. Contreras⁵, J. Cortina¹, L. Cossio¹⁶, S. Covino², F. Dazzi^{16,27}, A. De Angelis¹⁶, E. De
 Cea del Pozo¹⁷, B. De Lotto¹⁶, C. Delgado Mendez^{7,28}, A. Diago Ortega^{7,8}, M. Doert⁴,
 A. Domínguez¹⁸, D. Dominis Prester¹⁹, D. Dorner¹², M. Doro²⁰, D. Elsaesser¹⁴,
 D. Ferenc¹⁹, M. V. Fonseca⁵, L. Font²⁰, C. Fruck¹³, R. J. García López^{7,8}, M. Garzarczyk⁷,
 D. Garrido²⁰, G. Giavitto¹, N. Godinović¹⁹, D. Hadasch¹⁷, D. Häfner¹³, A. Herrero^{7,8},
 D. Hildebrand¹², D. Höhne-Mönch¹⁴, J. Hose¹³, D. Hrupec¹⁹, B. Huber¹², T. Jogler¹³,
 S. Klepser¹, T. Krähenbühl¹², J. Krause¹³, A. La Barbera², D. Lelas¹⁹, E. Leonardo³,
 E. Lindfors¹⁰, S. Lombardi⁶, M. López⁵, E. Lorenz^{12,13}, M. Makariev²¹, G. Maneva²¹,
 N. Mankuzhiyil¹⁶, K. Mannheim¹⁴, L. Maraschi², M. Mariotti⁶, M. Martínez¹,
 D. Mazin^{1,13,†}, M. Meucci³, J. M. Miranda³, R. Mirzoyan¹³, H. Miyamoto¹³, J. Moldón¹⁵,
 A. Moralejo¹, D. Nieto⁵, K. Nilsson^{10,29}, R. Orito¹³, I. Oya⁵, D. Paneque¹³, R. Paoletti³,
 S. Pardo⁵, J. M. Paredes¹⁵, S. Partini³, M. Pasanen¹⁰, F. Pauss¹², M. A. Perez-Torres¹,
 M. Persic^{16,22}, L. Peruzzo⁶, M. Pilia²³, J. Pochon⁷, F. Prada¹⁸, P. G. Prada Moroni²⁴,
 E. Prandini⁶, I. Puljak¹⁹, I. Reichardt¹, R. Reinthal¹⁰, W. Rhode⁴, M. Ribó¹⁵, J. Rico^{25,1},
 S. Rügamer¹⁴, A. Saggion⁶, K. Saito^{13,†}, T. Y. Saito¹³, M. Salvati², K. Satalecka¹¹,
 V. Scalzotto⁶, V. Scapin⁵, C. Schultz⁶, T. Schweizer¹³, M. Shayduk¹³, S. N. Shore²⁴,
 A. Sillanpää¹⁰, J. Sitarek⁹, D. Sobczynska⁹, F. Spanier¹⁴, S. Spiro², A. Stamerra^{3,†},
 B. Steinke¹³, J. Storz¹⁴, N. Strah⁴, T. Surić¹⁹, L. Takalo¹⁰, F. Tavecchio², P. Temnikov²¹,
 T. Terzić¹⁹, D. Tesaro²⁴, M. Teshima¹³, M. Thom⁴, O. Tibolla¹⁴, D. F. Torres^{25,17},
 A. Treves²³, H. Vankov²¹, P. Vogler¹², R. M. Wagner¹³, Q. Weitzel¹², V. Zabalza¹⁵,

F. Zandanel¹⁸, R. Zanin¹,

(MAGIC Collaboration)

Y. T. Tanaka³⁰, D. L. Wood³¹, S. Buson⁶

-
- ¹IFAE, Edifici Cn., Campus UAB, E-08193 Bellaterra, Spain
- ²INAF National Institute for Astrophysics, I-00136 Rome, Italy
- ³Dipartimento di Fisica, Università di Siena, and INFN Pisa, I-53100 Siena, Italy
- ⁴Fakultät für Physik, Technische Universität Dortmund, D-44221 Dortmund, Germany
- ⁵Grupo de Física Altas Energias, Universidad Complutense, E-28040 Madrid, Spain
- ⁶Dipartimento di Fisica, Università di Padova and INFN, I-35131 Padova, Italy
- ⁷Inst. de Astrofísica de Canarias, E-38200 La Laguna, Tenerife, Spain
- ⁸Depto. de Astrofísica, Universidad de La Laguna, E-38206 La Laguna, Spain
- ⁹Division of Experimental Physics, University of Łódź, PL-90236 Lodz, Poland
- ¹⁰Tuorla Observatory, University of Turku, FI-21500 Piikkiö, Finland
- ¹¹Deutsches Elektronen-Synchrotron (DESY), D-15738 Zeuthen, Germany
- ¹²ETH Zurich, CH-8093 Switzerland
- ¹³Max-Planck-Institut für Physik, D-80805 München, Germany
- ¹⁴Fakultät für Physik und Astronomie, Universität Würzburg, D-97074 Würzburg, Ger-
many
- ¹⁵Facultat de Física, Universitat de Barcelona (ICC/IEEC), E-08028 Barcelona, Spain
- ¹⁶Dipartimento di Fisica Sperimentale, Università di Udine, and INFN Trieste, I-33100
Udine, Italy
- ¹⁷Institut de Ciències de l’Espai (IEEC-CSIC), E-08193 Bellaterra, Spain
- ¹⁸Inst. de Astrofísica de Andalucía (CSIC), E-18080 Granada, Spain
- ¹⁹Croatian MAGIC Consortium, Institute R. Boskovic, University of Rijeka and University
of Split, HR-10000 Zagreb, Croatia
- ²⁰Facultat de Física, Universitat Autònoma de Barcelona, E-08193 Bellaterra, Spain
- ²¹Inst. for Nucl. Research and Nucl. Energy, BG-1784 Sofia, Bulgaria
- ²²INAF/Osservatorio Astronomico and INFN, I-34143 Trieste, Italy
- ²³Dipartimento di Fisica e Matematica, Università dell’Insubria, Como, I-22100 Como,

Received 2011 January 22; Accepted 2011 February 11; published 2011 March 20

Received _____; accepted _____

Draft - version 20110223.Proof

Italy

²⁴Dipartimento di Fisica, Università di Pisa, and INFN Pisa, I-56126 Pisa, Italy

²⁵ICREA, E-08010 Barcelona, Spain

²⁶now at: Ecole polytechnique fédérale de Lausanne (EPFL), Lausanne, Switzerland

²⁷supported by INFN Padova

²⁸now at: Centro de Investigaciones Energéticas, Medioambientales y Tecnológicas (CIEMAT), Madrid, Spain

²⁹now at: Finnish Centre for Astronomy with ESO (FINCA), Turku, Finland

³⁰Institute of Space and Astronautical Science, JAXA, 3-1-1 Yoshinodai, Chuo-ku, Sagami-hara, Kanagawa 252-5210, Japan

³¹Space Science Division, Naval Research Laboratory, Washington, DC 20375, USA

†Send offprint requests to J. Becerra González (jbecerra@iac.es), D. Mazin (mazin@ifae.es), K. Saito (ksaito@mpp.mpg.de) and A. Stamerra (antonio.stamerra@pi.infn.it)

ABSTRACT

Very high energy (VHE) γ -ray emission from the flat spectrum radio quasar (FSRQ) PKS 1222+21 (4C 21.35, $z=0.432$) was detected with the MAGIC Cherenkov telescopes during a short observation (~ 0.5 hr) performed on 2010 June 17. The MAGIC detection coincides with high energy MeV/GeV γ -ray activity measured by the Large Area Telescope (LAT) on board the *Fermi* satellite. The VHE spectrum measured by MAGIC extends from about 70 GeV up to at least 400 GeV and can be well described by a power law $dN/dE \propto E^{-\Gamma}$ with a photon index $\Gamma = 3.75 \pm 0.27_{\text{stat}} \pm 0.2_{\text{sys}}$. The averaged integral flux above 100 GeV is $(4.6 \pm 0.5) \times 10^{-10} \text{ cm}^{-2}\text{s}^{-1}$ (~ 1 Crab Nebula flux). The VHE flux measured by MAGIC varies significantly within the 30 minutes exposure implying a flux doubling time of about 10 minutes. The VHE and MeV/GeV spectra, corrected for the absorption by the extragalactic background light (EBL), can be described by a single power law with photon index 2.72 ± 0.34 between 3 GeV and 400 GeV, and is consistent with emission belonging to a single component in the jet. The absence of a spectral cutoff constrains the γ -ray emission region to lie outside the broad-line region, which would otherwise absorb the VHE γ -rays. Together with the detected fast variability, this challenges present emission models from jets in FSRQs. Moreover, the combined *Fermi*/LAT and MAGIC spectral data yield constraints on the density of the EBL in the UV-optical to near-infrared range that are compatible with recent models.

Subject headings: cosmic background radiation — galaxies: active — galaxies: jets — gamma rays: galaxies — quasars: individual (PKS 1222+21)

1. Introduction

High-luminosity active galactic nuclei (AGNs) hosting powerful relativistic jets are characterized by strong nonthermal emission extending across the entire electromagnetic spectrum, from radio up to γ -rays. More than 40 AGNs have been detected in the very high energy (VHE) domain ($E > 100$ GeV) by ground based Cherenkov telescopes¹. The great majority of them are BL Lac objects, while only two are classified as flat spectrum radio quasars (FSRQs): PKS 1510–08 ($z = 0.36$, Wagner & Behera 2010) and 3C 279 ($z = 0.536$, Albert et al. 2008a; Aleksic et al. 2011), the most distant VHE source detected up to now.

FSRQs display luminous, broad emission lines often accompanied by a “big blue bump” in the optical-UV region, associated with the direct emission from the accretion disk. VHE emission from FSRQs may therefore be affected by internal absorption from the dense UV-optical radiation reprocessed in the Broad Line Region (BLR) (Donea & Protheroe 2003). Distant VHE quasars offer the possibility to probe the Extragalactic Background Light (EBL), the integrated stellar and dust emission through cosmic history, in the range 0.1–10 μm (Hauser & Dwek 2001).

The MAGIC detection (Mariotti et al. 2010) of the FSRQ PKS 1222+21 (4C 21.35, $z = 0.432$, Osterbrock & Pogge 1987) makes it the second most distant object with known redshift (after 3C 279) detected at VHE². PKS 1222+21 is a γ -ray blazar (Abdo et al. 2010b) with a relatively hard spectrum in the GeV range and has been included in the list of >100 GeV emitters in the analysis of Neronov et al. (2010). It is characterized by highly

¹For an updated list refer to <http://tevcat.uchicago.edu/> or <http://www.mppmu.mpg.de/~rwagner/sources/>

²The redshift measurement ($z = 0.444$) of the VHE BL Lac 3C 66A has large uncertainties (Bramel et al. 2005).

superluminal jet knots with apparent velocity up to $21 c$ (Lister et al. 2009).

Upper limits on the VHE emission of PKS 1222+21 have been previously derived by Whipple (Kerrick et al. 1995) at the level of $12 \times 10^{-12} \text{cm}^{-2} \text{s}^{-1}$ at $E > 300 \text{ GeV}$. We report here on the MAGIC discovery of this source, during a phase of high activity in γ -rays announced by the *Fermi*/LAT collaboration. We discuss its implications for the EBL studies and the blazar physics.

2. Observations

MAGIC consists of two 17m diameter Imaging Atmospheric Cherenkov Telescopes (IACT) located at the Roque de los Muchachos, Canary Island of La Palma ($28^{\circ}46' \text{ N}$, $17^{\circ}53' \text{ W}$), at the height of 2200 m a.s.l. The stereo observations provide a sensitivity ³ of 0.8% of the Crab nebula flux at $E > 250 \text{ GeV}$ (Colin et al. 2009).

PKS 1222+21 was observed by MAGIC from May 3 to June 19 2010 (MJD 55319 to MJD 55366) for a total of ~ 14.3 h. The observations started as a part of a Target of Opportunity program triggered by an increase of the flux in the *Fermi* passband (Donato 2010). In this letter we report the results obtained from the observation of June 17 (MJD 55364), when the source was detected by MAGIC in close coincidence with the brightest flare observed by *Fermi* Large Area Telescope (LAT) (Tanaka et al. 2011). Results from the multi-wavelength campaign covering all 2010 observations will be published elsewhere. Nevertheless a preliminary analysis does not provide any high-significant detection with MAGIC in any other day during the campaign.

³Sensitivity is defined here as the minimal integral flux to reach 5σ signal in 50 h of observations.

On June 17, 21:50 UT, PKS 1222+21 was observed with the MAGIC telescopes for ~ 0.5 h (MJD 55364.908 to MJD 55364.931), in the so-called wobble mode. The data were taken at zenith angles between 26° and 35° . The light conditions during the observations correspond to moderate moon light leading to a higher noise level in the data. A cleaning level higher than the standard one was therefore applied to remove signals from night sky background noise. Stereoscopic events, triggered by both MAGIC telescopes, were analyzed in the MARS analysis framework (Moralejo et al. 2009). Details on the analysis can be found in Aleksic et al. (2010) whereas the performance of the MAGIC telescope stereo system will be discussed in detail in a forthcoming paper.

3. Results

The strength of the signal was evaluated applying standard cuts to the PKS 1222+21 data sample, corresponding to an energy threshold of ≈ 70 GeV as determined by Monte Carlo events, assuming a soft spectrum with a photon index of $\Gamma = 3.5$. The θ^2 distribution (squared angular distance between the true and reconstructed source position) of the signal coming from the region of PKS 1222+21 yields an excess of 190 γ -like events ($6 \gamma/\text{min.}$), corresponding to a statistical significance of 10.2σ using eq. 17 in Li & Ma (1983).

3.1. VHE spectrum

The differential energy spectrum of PKS 1222+21 was reconstructed using the “Tikhonov” unfolding algorithm (Albert et al. 2007), to take into account the finite energy resolution of the instrument and the biases in the energy reconstruction. The energy spectrum, shown in Fig. 1, extends up to at least 400 GeV and is well-described by a simple

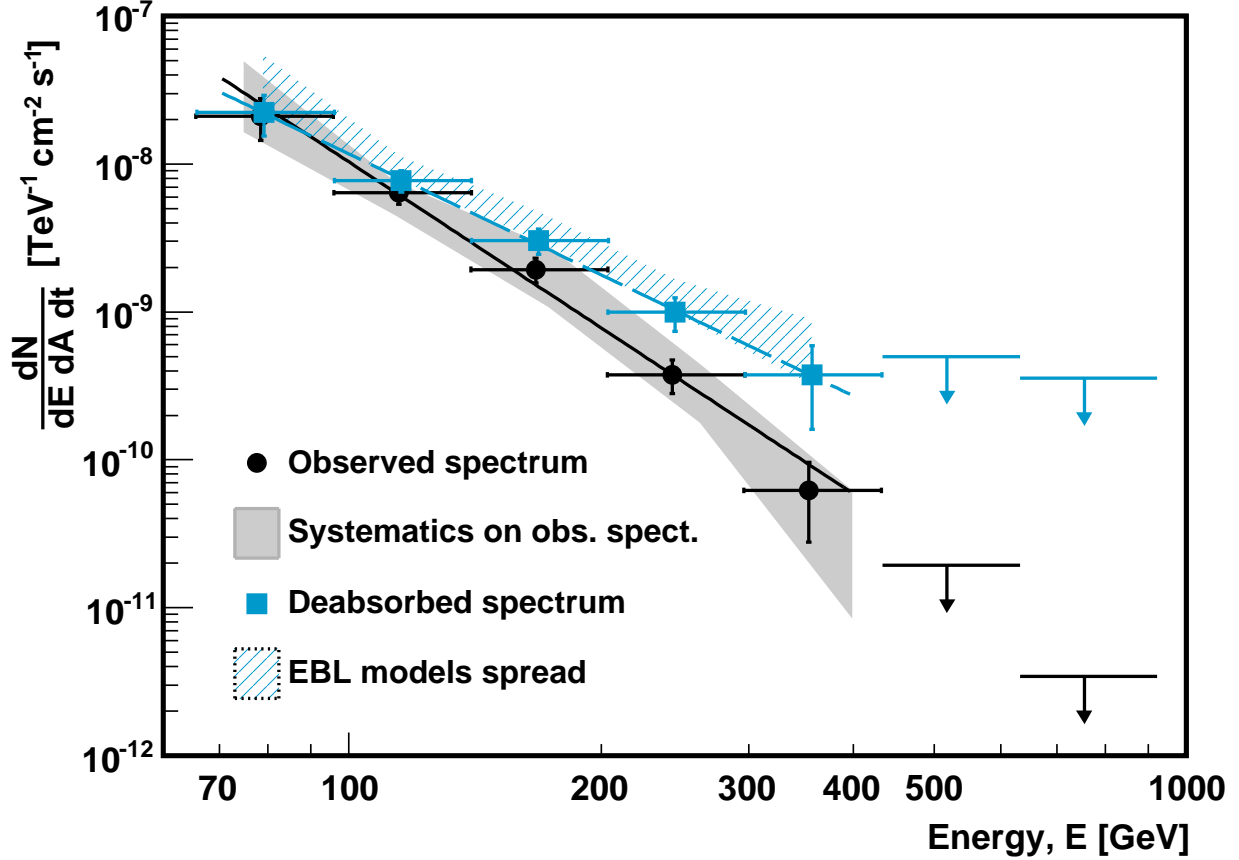


Fig. 1.— Differential energy spectrum of PKS 1222+21 as measured by MAGIC on 2010 June 17. Differential fluxes are shown as black points, upper limits (95% C.L.) as black arrows. The black line is the best fit to a power law. The grey shaded area represents the systematic uncertainties of the analysis. The absorption corrected spectrum and upper limits using the EBL model by Dominguez et al. (2011) are shown by the blue squares and arrows; the dashed blue line is the best fit power law. The blue-striped area illustrates the uncertainties due to differences in the EBL models cited in the text. by Kneiske & Dole (2010); Gilmore et al. (2009); Franceschini et al. (2008) and Albert et al. (2008a).

power law of the form:

$$\frac{dN}{dE} = N_{200} \left(\frac{E}{200 \text{ GeV}} \right)^{-\Gamma} \quad (1)$$

with a photon index $\Gamma = 3.75 \pm 0.27_{\text{stat}} \pm 0.2_{\text{syst}}$ and a normalization constant at 200 GeV of $N_{200} = (7.8 \pm 1.2_{\text{stat}} \pm 3.5_{\text{syst}}) \times 10^{-10} \text{cm}^{-2} \text{s}^{-1} \text{TeV}^{-1}$, yielding an integral flux $(4.6 \pm 0.5) \times 10^{-10} \text{cm}^{-2} \text{s}^{-1}$ (≈ 1 Crab Nebula flux) at $E > 100 \text{ GeV}$ and $(9.0 \pm 3.6) \times 10^{-12} \text{cm}^{-2} \text{s}^{-1}$ (7% of the Crab Nebula flux) at $E > 300 \text{ GeV}$, at the same level of Whipple upper limit (sec.1). For energies higher than 400 GeV no significant excess was measured. The upper limits corresponding to 95% confidence level (C.L.) are shown in Fig. 1. The systematic uncertainty of the analysis (studied by using different cuts and different unfolding algorithms) is shown by the grey area.

We studied the effect of the VHE γ -ray absorption due to pair-production with low energy photons of the EBL by using different state-of-the-art EBL models, namely the models by Dominguez et al. (2011); Kneiske & Dole (2010); Gilmore et al. (2009); Franceschini et al. (2008) and the “max high UV” EBL model described in Albert et al. (2008a). For each of the EBL models the optical depth corresponding to the measured VHE γ -ray energy intervals was computed and the differential fluxes were corrected accordingly to obtain the de-absorbed (or intrinsic) spectrum. The spectrum deabsorbed with the EBL model of Dominguez et al. (2011), shown by the blue squares in Fig. 1, are well fitted by a power law with an intrinsic photon index of $\Gamma_{\text{intr}} = 2.72 \pm 0.34$ between 70 GeV and 400 GeV. Uncertainties caused by the differences between the EBL models are represented in Fig. 1 by the blue-striped area. The corresponding spread is smaller than the systematic uncertainties of the MAGIC data analysis.

We investigated the possible presence of a high energy cut off in the VHE range by fitting power laws with different photon indexes and different values for the cut off. The method adopted is the χ^2 difference method (see, e.g. Lampton et al. 1976). With the

available statistics, at the 95% C.L. we cannot exclude the presence of a cut off above 130 GeV for a photon index 2.4 (the lowest possible value compatible with fit uncertainties and with *Fermi*/LAT data, see sec. 3.3) or above 180 GeV for a photon index 2.7. The confidence interval is not bounded on the high energy side, i.e. a fit without a cutoff is fully compatible with the data. Further observations with higher statistics are needed to better constrain the location of a possible steepening in the form of a cut off or spectral break.

3.2. Light curve

Despite the short observation time, the strength of the signal allows us to perform a variability study of the measured integral fluxes above 100 GeV. The light curve binned in 6 minutes long intervals is shown in Fig. 2 and reveals clear flux variations. The constancy hypothesis ($\chi^2/NDF = 28.3/4$) is rejected with high confidence (probability $< 1.1 \times 10^{-5}$). The fluxes of background events surviving the γ /hadron selection cuts are compatible with being constant and hence we can exclude a variation of the instrument performance during the observation.

To quantify the variability time scale we performed an exponential fit (solid black line in Fig. 2). A linear fit is also acceptable but does not allow us to define a time scale unambiguously. For the exponential fit the doubling time of the flare is estimated as $8.6_{-0.9}^{+1.1}$ minutes. The derived timescale corresponds to the fastest time variation ever observed in a FSRQ in the VHE range and in any other energy range (Foschini et al. 2011), and is among the shortest timescales measured on TeV emitting sources (Abramowski et al. 2010).

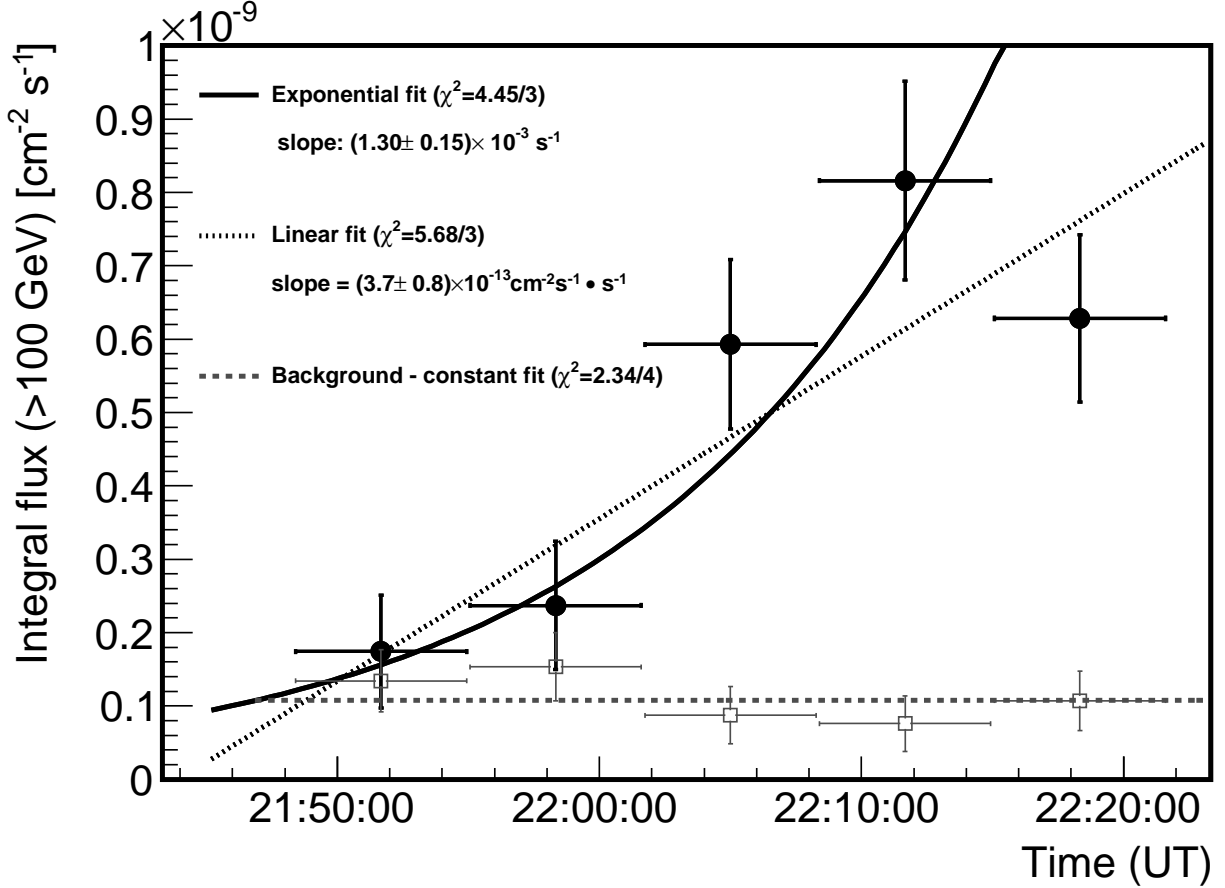


Fig. 2.— PKS 1222+21 light curve above 100 GeV, in 6 minutes bins (black filled circles). The observation was carried out on MJD 55364. The black solid line is a fit with an exponential function and the black dotted line a fit with a linear function. The grey open squares denote the fluxes from the background events and the grey dashed line is a fit with a constant function to these points.

3.3. The HE – VHE SED

In the high energy (HE) MeV/GeV energy range measured by *Fermi*/LAT the source showed a significant flare lasting ~ 3 days, with a flux peak on 2010 June 18 (MJD 55365) (Tanaka et al. 2011). A dedicated analysis found that the 1/2 h MAGIC observation fell within a gap in the LAT exposure, thus we analyzed a period of 2.5 h (MJD 55364.867 to 55364.973), encompassing the MAGIC observation. The LAT analysis for this time bin was performed as in Tanaka et al. (2011), where details can be found. It results in an integral flux $(6.5 \pm 1.9) \times 10^{-6} \text{ cm}^{-2} \text{ s}^{-1}$ at energy $E > 100 \text{ MeV}$. The observation in such a short time does not provide any detection with *Fermi*/LAT at $E > 2 \text{ GeV}$. Two *Fermi*/LAT spectral points up to 2 GeV together with an upper limit at the 95% C.L. in the range 2 – 6.3 GeV are combined with the MAGIC data in the Spectral Energy Distribution (SED) shown in Fig. 3.

The figure also shows bow ties representing uncertainties associated with the spectral fits. The *Fermi*/LAT spectrum is best described by a single power-law with index of 1.95 ± 0.21 . In the case of MAGIC data the bow tie refers to the “intrinsic” source spectrum, i.e. to the observed spectrum corrected for EBL absorption, described in sec. 3.1. An extrapolation of the intrinsic spectrum in the MAGIC range to lower energies is also shown indicating that: i) there is a potentially smooth connection between the *Fermi*/LAT and MAGIC extrapolated data in the 3 to 10 GeV region, ii) the photon index steepens from 1.9 in the *Fermi*/LAT range to 2.7 in the MAGIC range. These results agree with the analysis of wider temporal intervals during this flare and during the whole active period, in which the source spectrum is well described by a broken power law with an energy break falling between 1 and 3 GeV (Tanaka et al. 2011). Furthermore it is found that the high energy tail ($E > 2 \text{ GeV}$) of the *Fermi*/LAT spectrum of PKS 1222+21 extends up to 50 GeV, with a photon index in the range 2.4-2.8.

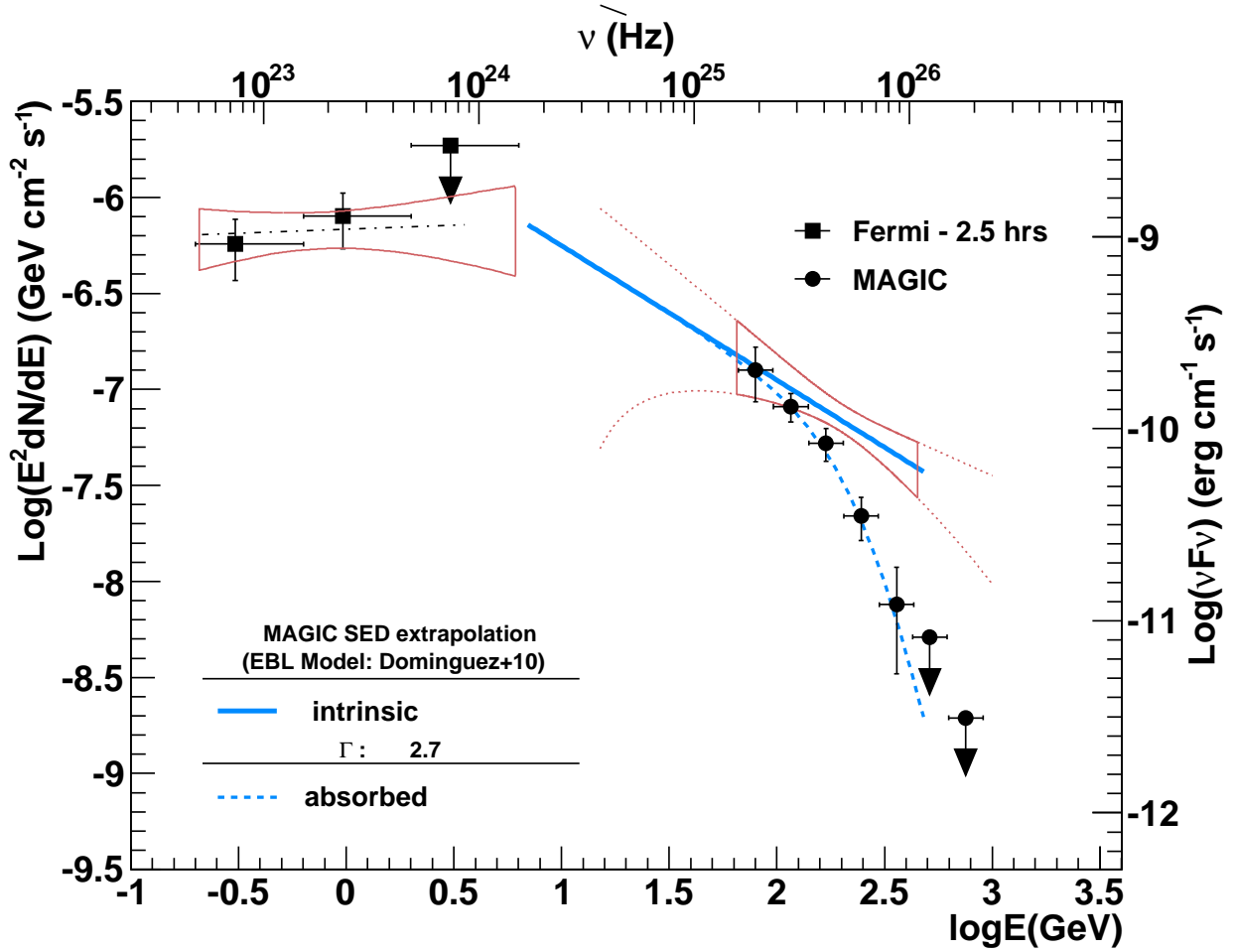


Fig. 3.— High energy SED of PKS 1222+21 during the flare of 2010 June 17 (MJD 55364.9), showing *Fermi*/LAT (squares) and MAGIC (circles) differential fluxes. A red bow tie in the MeV/GeV range represents the uncertainty of the likelihood fit to the *Fermi*/LAT data. The unfolded and deabsorbed spectral fit of the MAGIC data is also shown as a red bow tie, extrapolated to lower and higher energies (dotted lines) according to Abdo et al. (2009). A thick solid line (photon index $\Gamma = 2.7$) indicates a possible extrapolation of the MAGIC deabsorbed data to lower energies. The thick dashed line represents the EBL absorbed spectrum obtained from the extrapolated intrinsic spectrum using the model by Dominguez et al. (2011).

4. Discussion

4.1. EBL limits

The interaction of very high energy γ -rays with low energy photons of the isotropic EBL is a process with an energy dependent threshold, thus leading to an imprint of the EBL density on the measured VHE γ -ray spectra of extragalactic sources (Mazin & Raue 2007). For PKS 1222+21 ($z = 0.432$), the measured spectrum spans from 70 GeV to 400 GeV probing EBL photons in the range 0.1 - 1 μm (i.e. UV to near infrared).

The EBL constraints using VHE γ -rays are usually derived assuming an intrinsic spectrum of the source (e.g. Aharonian et al. 2006). In FSRQs, the presence of dense radiation fields of soft photons can lead to the internal absorption of VHE γ -rays, mimicking harder-than-intrinsic spectra (e.g. Sitarek & Bednarek 2008). However, for realistic spectral distributions of the internal photon fields it should not change the EBL limits significantly (Tavecchio & Mazin 2009).

In our case the simultaneous data from *Fermi*/LAT, which is free from internal or external absorptions, has been used to constrain the intrinsic photon index in VHE (e.g. Georganopoulos et al. 2010; Finke & Razzaque 2009). We adopt a method similar to the one utilized by Georganopoulos et al. (2010): the intrinsic spectrum in the VHE regime is assumed to follow the extrapolation of the *Fermi*/LAT above 3 GeV with a $\Gamma = 2.4$. This is a conservative assumption since in reality the spectrum could soften with increasing energy.

The upper limit (95% C.L.) on the optical depth, τ_{max} , for VHE γ -rays can be obtained from:

$$\tau_{\text{max}}(E) = \log \left[\frac{F_{\text{intr}}(E)}{F_{\text{obs}}(E) - 1.64 \cdot \Delta F(E)} \right], \quad (2)$$

where $F_{\text{intr}}(E)$ is the maximum intrinsic flux at energy E , $F_{\text{obs}}(E)$ and $\Delta F(E)$ are the MAGIC measured flux and its error, respectively. The maximum intrinsic flux has been

normalized at 70 GeV assuming the EBL model giving a maximum flux absorption of 30% (Albert et al. 2008a). The derived limits on the optical depth are shown in Fig. 4 together with a compilation of the predicted optical depths for a source at $z = 0.432$ computed according to recent EBL models. The limits confirm previous constraints on the EBL models in the UV to near infrared regimes derived using VHE (Aharonian et al. 2006; Mazin & Raue 2007; Albert et al. 2008a) and HE spectra (Abdo et al. 2010a). Given the fact that the EBL models predict for this redshift a stronger absorption with increasing energy, our data do not indicate a softening of the spectrum within the energy range of our observations.

4.2. VHE γ -ray emission

In the framework of the currently accepted EBL models, the observed *simultaneous* VHE and GeV spectra are consistent with a single power law with index $\sim 2.7 \pm 0.3$ between 3 GeV to 400 GeV, without a strong intrinsic cutoff. This evidence suggests that the 100 MeV - 400 GeV emission belongs to a unique component, peaking at $\approx 2 - 3$ GeV, produced in a single region of the jet. If the emission process is inverse Compton scattering on external photons by relativistic electrons in the jet, as commonly assumed, a strong softening of the spectrum is expected above few tens of GeV if the external photons derive from the BLR. This is due to the combination of two effects: the decreased efficiency of the IC scattering occurring in the Klein-Nishina (KN) regime (e.g. Ghisellini & Tavecchio 2009) and the absorption of γ -rays through pair production (Reimer 2007; Tavecchio & Mazin 2009; Liu & Bai 2006) ⁴.

⁴We note that this absorption has been invoked by Poutanen & Stern (2010) to explain the existence of an apparently “universal” break energy in the γ -ray spectrum of FSRQs at

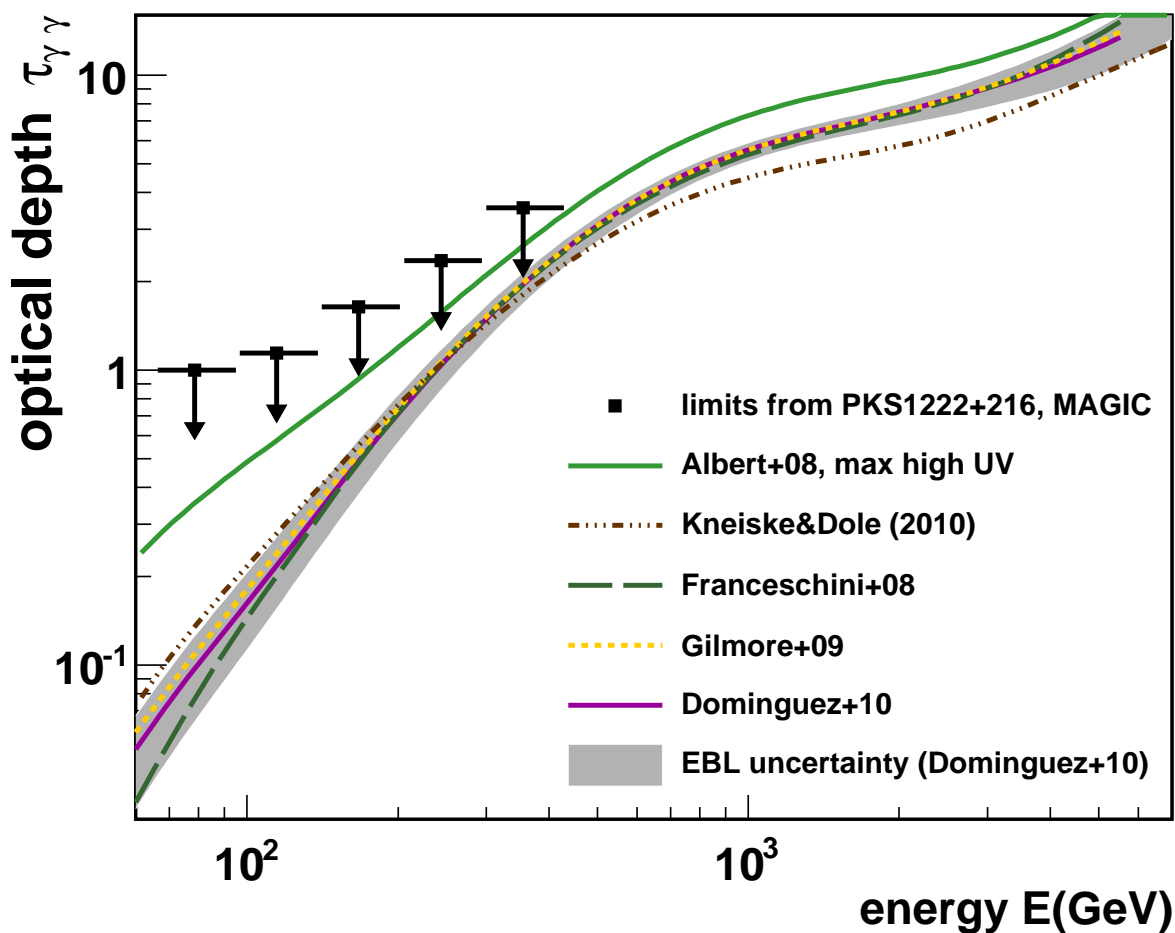


Fig. 4.— Optical depth along the line of sight to PKS 1222+21 ($z=0.432$) for a range of EBL models and the limits (95% C.L.) from the MAGIC measurement, assuming the limiting intrinsic photon index $\Gamma_{\text{VHE}} = 2.4$. The grey-shaded area shows the uncertainties in the EBL determination as derived in Dominguez et al. (2011), sec. 6.1 and Fig. 13.

The energy above which the KN effects become important can be roughly expressed as: $E_{\text{KN}} \simeq 22.5 \nu_{o,15}^{-1} \text{ GeV}$, where $\nu_{o,15}$ is the frequency of the target photons in units of 10^{15} Hz (or $E_{\text{KN}} \simeq 75 \lambda_{\mu\text{m}} \text{ GeV}$ in wavelength μm units). γ -ray absorption becomes effective when $E_{\gamma\gamma} \simeq 60 \nu_{o,15}^{-1} \text{ GeV}$ ($E_{\gamma\gamma} \simeq 200 \lambda_{\mu\text{m}} \text{ GeV}$). Above this energy a cut-off is then expected. The importance of both effects in the 10-100 GeV band is reduced if the external photon field is associated with the IR torus ($\nu_o = 10^{13} \text{ Hz}$), as envisioned by the “far dissipation” scenarios (e.g. Sikora et al. 2008). In that case both effects start to be important above $\approx 1 \text{ TeV}$. The absence of a spectral break or cutoff in the spectrum observed by MAGIC, strongly suggests that the γ -ray emission is not produced within the BLR.

The other important result of the MAGIC observation is the evidence of fast variability, $t_{\text{var}} \sim 10$ minutes, indicating an extremely compact emission region with transverse dimensions, $R \sim 1.3 \times 10^{14} (\delta/10) (t_{\text{var}}/10 \text{ minutes}) \text{ cm}$. This seems to be difficult to reconcile with the “far dissipation” scenarios if the emission takes place in the entire cross section of the jet (see also Tavecchio et al. 2010). Estimating the size of the BLR, R_{BLR} from the accretion disk luminosity, $L_{\text{disk}} = 5 \times 10^{45} \text{ erg s}^{-1}$ (Fan et al. 2006), the distance of the emitting region is expected to be around $d > R_{\text{BLR}} = 3 \times 10^{17} \text{ cm}$. Assuming a conical jet with constant opening angle θ_j (see however, the suggestion of recollimation, Marscher 1980), its size would be $R \sim \theta_j d \sim 3 \times 10^{16} (\theta_j/5^\circ) \text{ cm}$. The absence of absorption features in the VHE spectrum allows also to exclude absorption within the emitting region and, together with the observed variability, to put a lower limit to the Doppler factor of the source. From Dondi & Ghisellini (1995), Equation (3.7), assuming a power-law photon index 1.5 for the spectrum of the optical target photons, we get a lower limit $\delta > 15$, in agreement with Doppler factors derived from radio observations (Section 1).

A possibility to reconcile the spectral information (pointing to emission beyond

2 GeV.

the BLR) and the fast variability is to invoke the presence of very compact emission regions embedded within the large scale jet, as already proposed by several authors to explain the exceptionally rapid variability in PKS 2155-304, Mkn 501 and AO 0235+164 (Ghisellini & Tavecchio 2008; Giannios et al. 2009; Marscher & Jorstad 2010). An alternative possibility is that the jet experiences a strong recollimation forming a small emitting nozzle (e.g. Nalewajko & Sikora 2009) as already suggested for M87 and PKS 2155-304 (e.g. Bromberg & Levinson 2009; Stawarz et al. 2006). Alternative scenarios involving proton-driven cascades or proton-synchrotron emission in amplified magnetic fields, e.g. generated by filamentation instabilities (Frederiksen et al. 2010), could also play a role.

In conclusion the MAGIC observations of VHE emission from the FSRQ PKS 1222+21 put severe constraints on emission models of blazar jets. These results were obtained from a short observation of a flaring source thanks to the collaboration between the MAGIC and *Fermi* projects. Repeated and hopefully longer observations of flaring blazars with MAGIC and *Fermi* promise substantial progress in the study of extreme blazars.

Acknowledgments

We thank the Instituto de Astrofísica de Canarias for the excellent working conditions at the Observatorio del Roque de los Muchachos in La Palma. The support of the German BMBF and MPG, the Italian INFN, the Swiss National Fund SNF, and the Spanish MICINN is gratefully acknowledged. This work was also supported by the Marie Curie program, by the CPAN CSD2007-00042 and MultiDark CSD2009-00064 projects of the Spanish Consolider-Ingenio 2010 programme, by grant DO02-353 of the Bulgarian NSF, by grant 127740 of the Academy of Finland, by the YIP of the Helmholtz Gemeinschaft, by the DFG Cluster of Excellence “Origin and Structure of the Universe”, and by the Polish MNiSzW Grant N N203 390834.

The *Fermi*/LAT Collaboration acknowledges support from a number of agencies and institutes for both development and the operation of the LAT as well as scientific data analysis. These include NASA and DOE in the United States, CEA/Irfu and IN2P3/CNRS in France, ASI and INFN in Italy, MEXT, KEK, and JAXA in Japan, and the K. A. Wallenberg Foundation, the Swedish Research Council and the National Space Board in Sweden. Additional support from INAF in Italy and CNES in France for science analysis during the operations phase is also gratefully acknowledged.

REFERENCES

- Abdo, A. A. et al. (*Fermi*/LAT Collaboration) 2009, *ApJ*, 707, 1310
- Abdo, A. A. et al. (*Fermi*/LAT Collaboration) 2010a, *ApJ*, 723, 1082
- Abdo, A. A. et al. (*Fermi*/LAT Collaboration) 2010b, *ApJS*, 183, 46
- Abramowski, A. et al. (HESS Collaboration) 2010, *A&A*, 520, 83
- Aharonian, F., Akhperjanian, A. G., Bazer-Bachi, A. R., et al. 2006, *Nature*, 440, 1018
- Albert, J. et al. (MAGIC Collaboration) 2007, *Nucl. Instr. Meth. A* 583, 494
- Albert, J., et al. (MAGIC Collaboration) 2008a, *Science*, 320, 1752
- Aleksic, J. et al. (the MAGIC Collaboration) 2010, *ApJL* in press, arXiv:1010.0550
- Aleksic, J. et al. (the MAGIC Collaboration) 2011, Submitted *A&A*, arXiv:1101.2522
- Bromberg, O., Levinson, A. 2009, *ApJ*, 699, 1274
- Bramel, D. A., et al. 2005, *ApJ*, 629, 108
- Colin, P. et al. for the MAGIC Collaboration 2009, Proc. of 31st ICRC, Lodz, Poland, July 2009, arXiv:0907.0960
- Dominguez, A. et al. 2011, *MNRAS*, 410, 2556
- Donato, D. (*Fermi*/LAT Collaboration) 2010, *The Astronomer's Telegram*, #2584
- Donea, A.-C., & Protheroe, R. J. 2003, *Astroparticle Physics*, 18, 377
- Dondi, L., Ghisellini, G. 1995, *MNRAS*, 273, 583
- Fan Z., Cao X., & Gu M. 2006, *ApJ*, 646, 8

- Finke, J., & Razzaque, S. 2009, *ApJ*, 698, 1761
- Foschini, L., Ghisellini, G., Tavecchio, F., Bonnoli, G., Stamerra, A. 2011, Submitted
MNRAS, arXiv:1101.1085
- Franceschini, A., Rodighiero, G., & Vaccari, M. 2008, *A&A*, 487, 837
- Frederiksen, J. T., Haugblle, T., Medvedev, M. V., Nordlund, Å 2010, *ApJ*, 722, L114
- Georganopoulos, M., Finke, J. D. & Reyes, L. C. 2010, *ApJ*, 714, L157
- Ghisellini, G., & Tavecchio, F. 2008, *MNRAS*, 386, 28
- Ghisellini, G., & Tavecchio, F. 2009, *MNRAS*, 397, 985
- Giannios, D., Uzdensky, D. A., Begelman, M. C. 2009, *MNRAS*, 395, 29
- Gilmore, R. C., Madau, P., Primack, J. R., Somerville, R. S., Haardt, F. 2009, *MNRAS*,
399, 1694
- Hauser, M. G. & Dwek, E. 2001, *Ann. Rev. A&A*, 39, 249
- Kerrick, A. D. et al. (Whipple collaboration) 1995, *ApJ*, 452, 588
- Kneiske, T. M., Dole, H. 2010, *A&A*, 515, 19
- Lampton, M., Margon, B., Bowyer, S. 1976, *ApJ*, 208, 177
- Li, T.-P., & Ma, Y.-Q. 1983, *ApJ* 272, 317
- Lister, M. L. et al. 2009, *AJ*, 138, 1874
- Liu, H. T., & Bai, J. M. 2006, *ApJ*, 653, 1089
- Mariotti, M., et al. (the MAGIC Collaboration), *Astronomer's Telegram* #2684 (2010)

Marscher, A. P. 1980, ApJ, 235, 386

Marscher A. P. & Jorstad S. G. 2010, Proc. “xFermi meets Jansky”, arXiv:1005.5551

Mazin, D. & Raue, M. 2007, A&A, 471, 439

Moralejo, A., et al. for the MAGIC Collaboration 2009, Proc. of 31st ICRC, Lodz, Poland,
July 2009, arXiv:0907.0943

Nalewajko, K., Sikora, M. 2009, MNRAS, 392, 1205

Neronov, A., Semikoz, D. V. & Vovk, Ie. 2010, arXiv:1004.3767

Osterbrock, D. E., & Pogge, R. W. 1987, ApJ, 323, 108

Poutanen, J. & Stern, B., 2010, ApJ, 717, L118

Reimer A. 2007, ApJ, 665, 1023

Sikora, M., Moderski, R., & Madejski, G. M. 2008, ApJ, 675, 71

Sitarek, J., Bednarek, W. 2008, MNRAS, 391, 624

Stawarz, L., Aharonian, F., Kataoka, J, Ostrowski, M., Siemiginowska, A., Sikora, M. 2006,
MNRAS, 370, 981

Tanaka, Y. T., et al. 2011, in press ApJ

Tavecchio, F., & Mazin, D. 2009, MNRAS, 392, L40

Tavecchio, F., Ghisellini, G., Bonnoli, G., Ghirlanda, G. 2010, MNRAS, 405, L94

Wagner, S., & Behera, B. 2010, 10th HEAD Meeting, Hawaii (BAAS, 42, 2, 07.05)

