

Fundamental physics in space with the Fermi Gamma-ray Space Telescope

Luca Baldini (for the Fermi LAT Collaboration)

INFN-Sezione di Pisa, Largo B. Pontecorvo 3, 56127, Pisa, Italy

E-mail: luca.baldini@pi.infn.it

Abstract. Successfully launched in June 2008, the Fermi Gamma-ray Space Telescope, formerly named GLAST, has been observing the high-energy gamma-ray sky with unprecedented sensitivity for more than two years, opening a new window on a wide variety of exotic astrophysical objects. This paper is a short overview of the main science highlights, aimed at non-specialists, with emphasis on those which are more directly connected with the study of fundamental physics—particularly the search for signals of new physics in the diffuse gamma-ray emission and in the cosmic radiation and the study of Gamma-Ray Burst as laboratories for testing possible violations of the Lorentz invariance.

1. Introduction

Designed to survey the gamma-ray sky in the broad energy range from 20 MeV to more than 300 GeV, with the additional capability of studying transient phenomena at lower energies, Fermi is *de facto* the reference space-based gamma-ray observatory of this decade. It largely surpasses the previous generations of gamma-ray telescopes in terms of effective area, energy range, instrumental dead time, angular resolution and field of view. It has the ability to observe 20% of the sky at any time which, in the nominal scanning mode of operation, allows to view the entire sky every three hours.

The Fermi observatory carries two instruments on-board: the Gamma-ray Burst Monitor (GBM) [2] and the Large Area Telescope (LAT) [3]. The GBM, sensitive in the energy range between 8 keV and 40 MeV, is designed to observe the full sky not occulted by the Earth with rough directional capabilities (at the level of one to a few degrees) for transient point sources, particularly Gamma-Ray Bursts (GRBs).

The LAT is a pair conversion telescope for photons above 20 MeV (up to hundreds of GeV). Though owing most of the basic design to its predecessors—particularly the Energetic Gamma Ray Experiment Telescope (EGRET) [4] on-board the CGRO mission—it exploits the state of the art in terms of detector technology, which allows for a leap in sensitivity of a factor of ten or more. The design, construction and operation of such a complex detector is a fascinating subject on its own and the interested readers can refer to [3] and references therein.

Based on the talk that I presented at the fifth international workshop DICE (held in Castiglioncello, Italy, in September 2010), this is a very *biased* and unconventional review of the Fermi science highlights of the first two years of operation. In fact a significant part of the material that would naturally belong to a review paper is deliberately omitted, here, in favor of

a few items of discussion that I think will be of interest for the conference audience. For a more orthodox and comprehensive overview, the reader can refer to [1] and references therein.

1.1. The gamma-ray sky

Figure 1 shows the full sky above 200 MeV as seen by the Large Area Telescope; it is a simple map in Galactic coordinates of the event rate corrected for the exposure, with no further processing. The most prominent feature is the plane of our Galaxy, which is indeed very bright in gamma-rays.

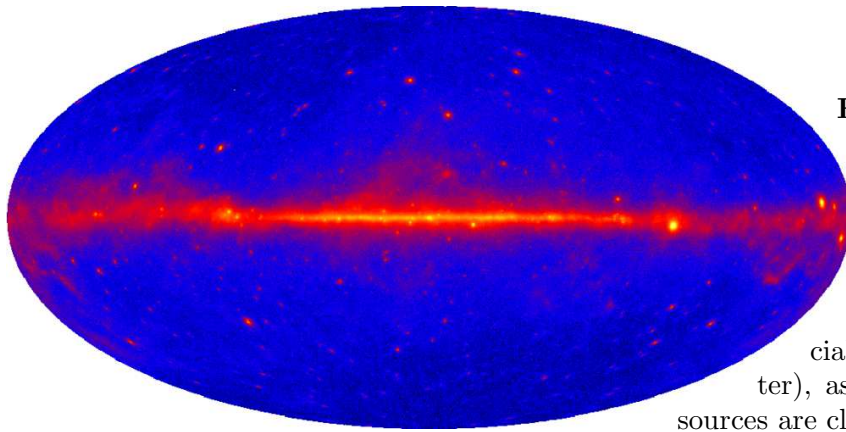


Figure 1. Sky map of the gamma-ray candidates above 200 MeV collected by the LAT in the first year of operation. The diffuse emission along the Galactic plane (and especially around the Galactic center), as well as the brightest point sources are clearly visible.

Quite a few point sources can be seen, both along the Galactic plane and at high celestial latitudes (most of the latter being of extragalactic origin). In fact a detailed analysis of the LAT data reveals many more than those evident at first glance: the first Fermi LAT catalog [5], based on one year’s worth of data, contains 1451 sources—to be compared with the 271 detected by the EGRET telescope over its entire mission lifetime [6]. Though one of the main science objectives of the Fermi mission, the study of gamma-ray point sources is beyond the scope of this review.

The vast majority of what remains in the sky-map once the contribution from point sources is subtracted is produced by *diffuse* processes taking place in our Galaxy—primarily the interaction of charged Cosmic Rays (CR) with the Galactic interstellar gas and radiation fields. This component (concentrated onto the Galactic plane but not limited to it) goes under the name of Diffuse Galactic Emission (DGE) and accounts for some 90% of the total gamma-ray intensity in the LAT energy range.

The presence of a much fainter isotropic emission, commonly known as the Extragalactic Gamma-ray Background (EGB) is a firmly established experimental fact [17]. The search for a possible truly diffuse component (on top of contributions from unresolved faint sources and misidentified CR background) is one of the primary scientific interests associated to this type of radiation. The DGE and EGB and their relevance in the search for hints of new physics will be discussed in more detail in section 3.

2. Search for photon lines

The quest for a possible narrow line in the diffuse gamma-ray background arises naturally in the context of indirect Dark Matter (DM) searches, where one can look for photons produced in two-body DM particle annihilations $\chi\chi \rightarrow \gamma X$ or decays $\chi \rightarrow \gamma X$. Since in most scenarios dark matter is electrically neutral (and therefore does not couple directly to photons) such processes only occur at higher orders and the corresponding expected branching ratios are strongly suppressed. Despite this, a photon line, if present, is comparatively easy to identify

and distinguish from the standard astrophysical sources of gamma rays—whose flux is dominant in most situations. Unlike most of the cases that we shall examine in the following sections, this channel is peculiar in that it features a distinctive experimental signature that, if observed, would incontrovertibly indicate new physics at work.

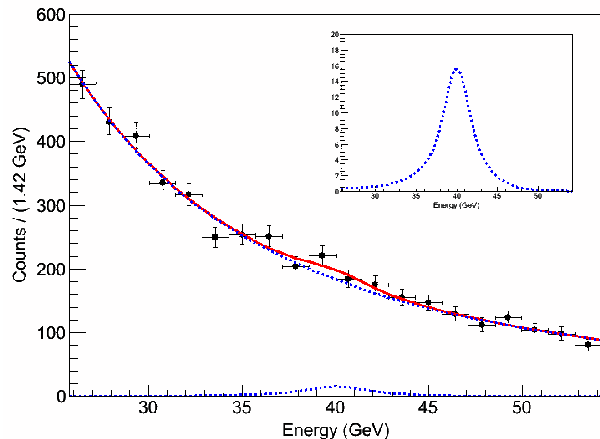


Figure 2. Binned representation of the fit procedure (here centered at 40 GeV) used to derive the upper limit on the flux of a possible photon line contribution in the all-sky (except for part of the Galactic plane) spectrum (from [8]). The two dotted lines represent the background (modeled with a power law) and the signal from the fit, respectively, while the red line is their sum. The insert shows a close-up of the instrument response to a monochromatic line at 40 GeV, which is used to model the signal.

Sure enough, the detector response to a monochromatic line is *not* a monochromatic line and the effect of the finite energy resolution can hardly be ignored. That said, this response can be modeled by means of Monte Carlo simulations (see the insert in Figure 2) and verified with tests at accelerators so that it can be effectively folded into the procedure used to assess the statistical significance of a possible line component in the measured count spectrum.

No significant evidence of gamma-ray line(s) has been found, based on the first 11 months of data, between 30 and 200 GeV [8] and work is ongoing to extend the energy range of the analysis and include more data. The detailed discussion of the upper limits obtained and their relevance in the context of specific models is beyond the scope of this brief overview.

3. Cosmic rays and diffuse gamma-ray radiation

Galactic cosmic rays and gamma rays are closely related to each other. As mentioned in section 1.1, the diffuse gamma-ray emission is mainly produced by cosmic-ray protons and He nuclei interacting with the interstellar gas (through subsequent π^0 decay) and by Cosmic-Ray Electrons (CRE) interacting with the gas itself (via bremsstrahlung), with the ambient low-energy photons (via inverse Compton scattering) and with the Galactic magnetic field (via synchrotron emission). As a consequence, there is a conspicuous number of different ingredients going into the modeling of the Galactic diffuse emission: the energy spectra of the various cosmic-ray species, the interaction cross sections, the distribution of the atomic and molecular gas in the interstellar medium and the details of the interstellar radiation field [9]. Most of these ingredients, indeed, are known to a sufficient level of accuracy to allow realistic numerical simulations of the high-energy Galaxy in which the CR and gamma-ray observables can be self-consistently modeled (see for instance [10]). Still, there are significant uncertainties connected with the predictions of those models. And it goes without saying that such uncertainties are, by their nature, of primary importance to any search for signatures of new physics.

Over the last few years there has been a tremendous interest in the possibility of exotic sources of cosmic rays and/or gamma rays. This excitement has been indeed fostered by a number of measurements supposedly indicating unexpected *features* in the basic observables. Terms like “GeV excess”, “ATIC peak” or “PAMELA positron fraction” (which we shall discuss in detail in a moment) have become part of the common jargon of the community, with a profusion of scientific papers aimed at interpreting the apparent “anomalies” and the “excesses” in the data.

Overall, if we look back at the beginning of 2009 (i.e. a few months after the launch of Fermi), it is fair to say that several independent pieces of experimental evidence were (to different extents) difficult to reconcile with our basic understanding of the cosmic-ray propagation in the Galaxy. As we shall see in this section, the situation has largely changed over the last two years.

3.1. Galactic diffuse radiation

The Galactic diffuse gamma-ray emission is not only important in itself for the strong scientific interest it bears; it is also important as it constitutes a bright foreground for the analysis of point sources (influencing the determination of their position and flux) and for the much fainter isotropic diffuse component.

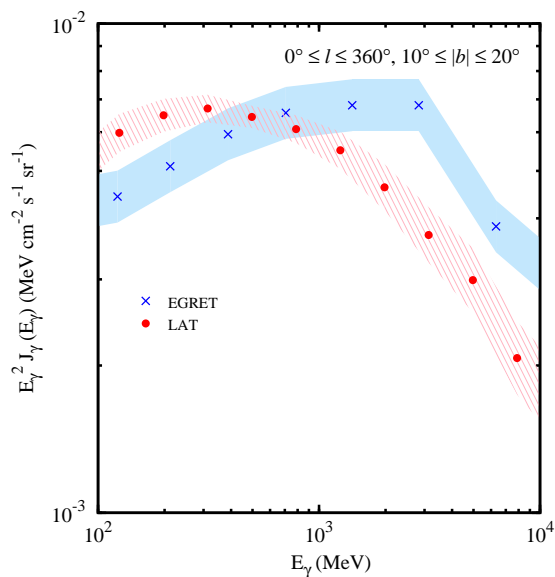


Figure 3. Average diffuse gamma-ray emission intensity at intermediate galactic latitudes $10^\circ \leq |b| \leq 20^\circ$ (from [13]). The shaded/hatched bands superimposed to the data points represent the systematic uncertainties for the Fermi LAT (red) and the EGRET (blue) instruments, respectively. The EGRET “GeV excess” is not confirmed by the LAT.

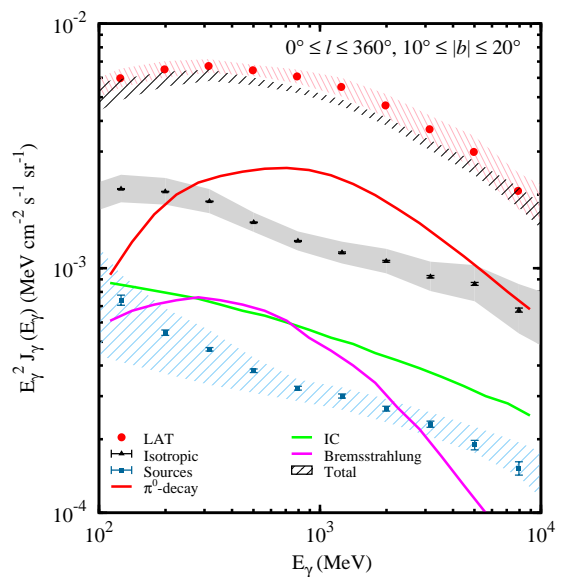


Figure 4. Comparison of the LAT spectrum shown in figure 3 with an *a priori* diffuse Galactic emission model (black hatched band). The model components (π^0 decay, Inverse Compton (IC) and bremsstrahlung) are included for completeness, along with the contributions of point sources and isotropic background, derived from the fit to the LAT data.

The Fermi LAT collaboration has measured the spectrum of the DGE at intermediate latitudes, between 100 MeV and 10 GeV, based on the first 5 months of operations [13]. The spectrum is significantly softer than that measured by EGRET (Figure 3) and it is consistent with an *a priori*—i.e. reflecting the state of the art in terms of local cosmic-ray data but not tuned to reproduce the gamma-ray data—model (Figure 4). Particularly, the excess emission above 1 GeV measured by EGRET, which in the literature is often informally referred to simply as the “GeV excess”, is not confirmed by the LAT.

The region of interest $10^\circ \leq |b| \leq 20^\circ$ (or about 15° from the Galactic plane) was chosen to maximize the signal to noise ratio and, at the same time, minimize the uncertainties in the modeling (in order to model the diffuse emission on the Galactic plane it is necessary to trace the cosmic rays through the whole Galaxy). Work is ongoing in the Collaboration for a more thorough analysis, not limited to the region of interest and the energy range in [13]. It is already

clear, however, that most of the scientific exegesis of the original EGRET claim is to be radically reviewed in the light of the new Fermi results.

3.2. Isotropic diffuse radiation

First detected by the second Small Astronomy Satellite (SAS-2) mission [14] and later confirmed by EGRET [15], the extragalactic diffuse gamma-ray background is generally considered to be the superposition of contributions from unresolved extragalactic sources and truly diffuse emission processes—the latter potentially including imprints of new physics.

The measurement of the EGB is, to many respects, more challenging than the others being reviewed in this paper. Not only because it is intrinsically faint, but also because, being isotropic and stationary, it is not possible to exploit any spatial and/or temporal signature to enhance the signal-to-noise ratio. In fact the estimation of the residual contamination of misidentified charged cosmic rays (whose flux is also isotropic) is one of the critical aspects of the analysis.

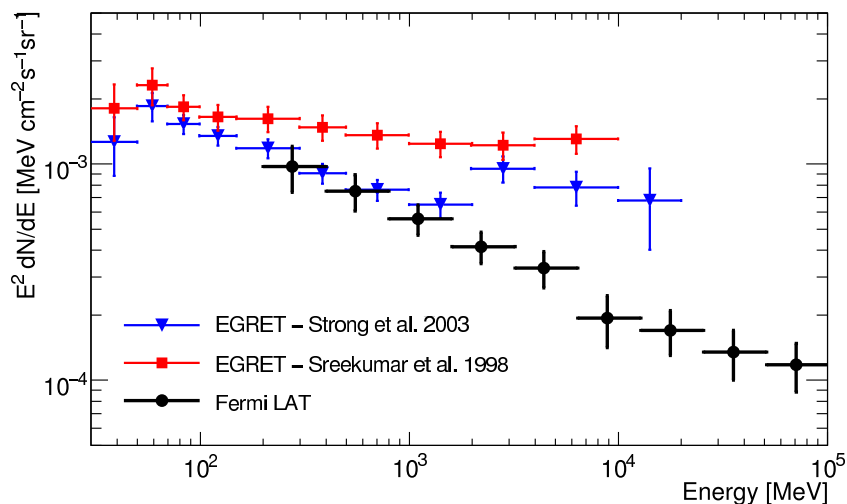


Figure 5. EGB intensity measured by Fermi (from [13]), compared with the one derived from the EGRET data in [15] and the re-analysis [16], based on a different model for the Galactic diffuse emission.

Some 5 years after the original EGRET publication [15], a re-analysis of the EGRET data [16], based on a different model of the diffuse Galactic emission, revealed a distinctive peak in the spectrum around 3 GeV, which triggered the interest of the community in what might have been its origin. To this respect, it is interesting to note how the blue and red data points in figure 5 are based on the *same* experimental data. The substantial difference between the two spectra is only attributable to a difference in the underlying model for the DGE (which, as we mentioned before, is a strong foreground for the measurement of the EGB). This, in turn, is a good illustration of how often putative signs of new physics are inextricably mixed with genuine astrophysical processes, and the uncertainties on the latter can have significant effects. For what it's worth, it is the opinion of the author that this aspect does not always receive the attention it deserves.

The spectrum of the extragalactic gamma-ray background measured by the Fermi LAT [17], shown in Figure 5, is significantly softer than the EGRET spectrum. It is compatible with a featureless power law with spectral index $\Gamma = 2.37 \pm 0.05$ and does not confirm the spectral feature evident in the EGRET re-analysis. A detailed study of the Fermi source count distributions [18] shows that unidentified Blazars can only account for 40% of the EGB flux

at most. The nature of the remaining fraction is of the highest scientific interest and will be investigated as more data are collected.

3.3. Leptons in cosmic rays

Charged cosmic rays have been extensively studied since the mid 1960s with balloon-borne and satellite experiments—and, at comparatively higher energies, by means of ground arrays. We have, to date, a large, well-established body of knowledge which includes spectra, relative abundances, composition and time variation. Among the different species, energetic cosmic-ray electrons and positrons are peculiar in that they rapidly lose energy through synchrotron radiation in the Galactic magnetic field and inverse Compton scattering on the interstellar radiation field. Therefore, at high energy, they effectively probe the nearby Galactic space.

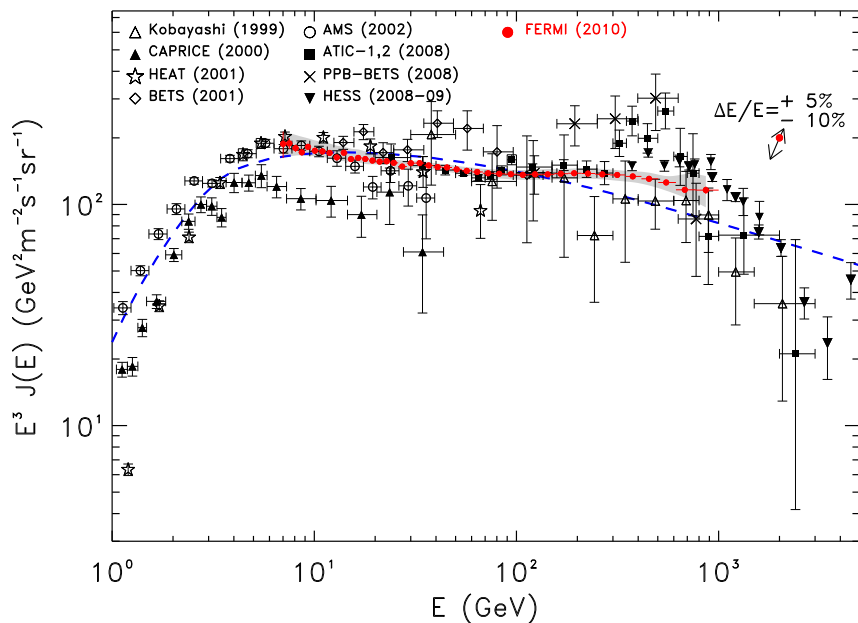


Figure 6. Cosmic-ray electron spectrum measured by the Fermi LAT (red points, from [35]). The gray shaded band indicates the systematic uncertainties associated with the flux values, while the blue dashed line represents the prediction of a diffusive propagation model tuned on the pre-Fermi data [19]. The other recent measurements included are from [20, 21, 22, 23, 24, 25, 26, 27, 28].

In 2008 the balloon-borne Advanced Thin Ionization Calorimeter (ATIC) experiment reported evidence for a prominent, sharp spectral feature between 300 and 800 GeV in the inclusive $e^+ + e^-$ spectrum [25]—which has become widely known as the “ATIC peak”. One of the possible interpretations put forward by the authors was the existence of a Kaluza-Klein particle at the TeV scale annihilating directly into electron-positron pairs. This measurement, selected by the American Institute of Physics as one of the 10 Top Physics Stories of 2008, has stirred tremendous interest in the high-energy astrophysics community, with the ATIC peak often discussed in conjunction with another measurement, published shortly after by the PAMELA collaboration—namely the evidence that the fraction of positron in the $e^+ + e^-$ spectrum rises with energy [29].

In 2009 the Fermi LAT collaboration has published the first systematic-limited measurement of the spectrum of cosmic-ray electrons and positrons [31] between 20 GeV and 1 TeV. Though harder than previously thought, the Fermi spectrum does not show evidence of any prominent feature. This has been later confirmed by the H.E.S.S. experiment [28], as well as by a dedicated analysis of the Fermi data aimed at the highest end of the energy range [35].

Figure 6 shows the Fermi LAT spectrum, compared with the predictions of a pre-Fermi model [19]. Whether the difference between the two is due to the limits in our understanding of the cosmic-ray propagation in the Galaxy or to the presence of additional (astrophysical or exotic) sources of high-energy electrons is a question with no definitive answer, at this point [32].

3.4. Further comments and remarks

The results from the first two years of operation of the Fermi LAT have radically changed our understanding of the diffuse gamma-ray radiation and cosmic-ray propagation. Most of the claims of prominent departures from the accepted scientific paradigms, in fact, have not been confirmed and might be, at least partially, just instrumental artifacts. It is probably fair to say that the positron fraction measured by the PAMELA experiment is still at odds with the standard picture of secondary cosmic-ray production. The Fermi LAT and the forthcoming Alpha Magnetic Spectrometer (AMS-02) space experiment will help to shed light on the subject [30]. In the meantime papers like [33] and [34] might be telling us that what we really learn from the “lepton excesses” is that we don’t know enough astrophysics, yet.

That all said, the overall tone of this section should not be perceived as too dismissive. Diffuse gamma-ray emission and cosmic-rays, when interpreted as different pieces of a single puzzle, still constitute a very exciting perspective for the quest of new physics in space—particularly in the context of indirect dark matter searches. Along with the energy spectra additional observables (i.e. the anisotropies in the arrival directions [36]) will be of great interest, as new, more accurate measurements become available and our understanding of the astrophysical environment improves.

4. Gamma-Ray Bursts and tests of Lorentz invariance violation

Gamma-Ray Burst (GRB) are the most violent explosions in the Universe. The isotropic energy emission, that can be estimated based on the measured fluence, can be as high as 10^{54} erg for the brightest bursts, with a huge energy release in keV–MeV gamma-rays. This naturally suggests a narrow beaming of the emission—still, a beaming factor of the order of 10^{-3} implies a considerable energy budget of 10^{51} erg.

GRBs have been extensively studied at relatively low energies over the last two decades, the most notable observed features being:

- the cosmological origin (they are isotropically distributed in the sky and have been observed up to a redshift $z \approx 8$);
- the bimodal duration distribution (with *short* bursts lasting for ≈ 1 s and *long* ones lasting for tens of s);
- the rapid variability of the light curves, down to time scales of the order of the ms.

The Fermi LAT has effectively opened a new observational window, enabling the systematic study of the prompt emission above 100 MeV on a large sample of bursts—with supporting observations by the GBM at lower energy being crucial in putting the new information in the context of what is already known (see Figure 7). The GBM detects about 250 GRB per year, roughly half of them being in the LAT field of view; some 10% of the latter (or ≈ 10 per year) are bright enough at high energy to be detected by the Large Area Telescope. As of the end of 2010, the Fermi LAT collaboration has reported the detection of 22 GRBs through the Gamma-ray Burst Coordination Network (GCN) [37].

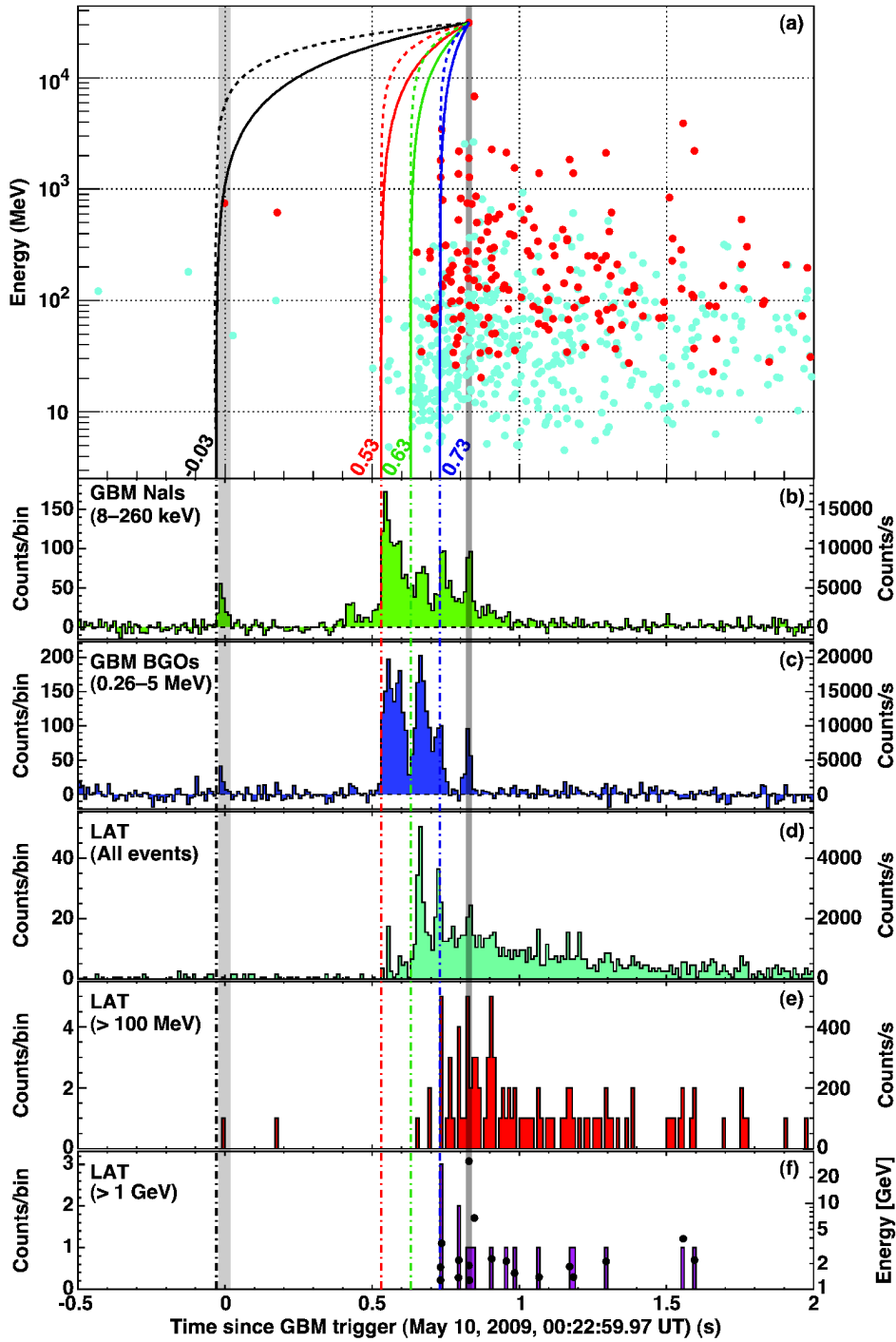


Figure 7. Light curves of the short GRB 090510 in different energy bands (from [42]). The top panel shows the photon energy vs. the photon arrival time for two different event selections (see [42] for more details). The remaining plots are the GBM and LAT light curves from lowest to highest energy (top to bottom). The overlaid curves, which are normalized to pass through the highest energy (31 GeV) photon, represent the relation between the energy and the arrival time for linear (solid line) and quadratic (dashed line) LIV—assuming that the photon is emitted in correspondence of the GBM onset (30 ms before the trigger time).

From the standpoint of this brief overview, gamma-ray bursts are mainly interesting as laboratories to test possible violations of the Lorentz Invariance (LIV). There are indeed several theoretical frameworks—particularly in the context of some of the Quantum Gravity (QG) formalisms currently being investigated—that predict (or can accommodate) a modification of the standard photon dispersion relation [38, 39, 40]. This happens in the form of an energy-dependent term ceasing to be negligible at some mass scale m_{QG} , possibly of the order of the Planck mass $m_{\text{P}} \approx 1.22 \times 10^{19}$ GeV:

$$E^2 = p^2 c^2 + \Delta_{\text{QG}}(E, p^2, m_{\text{QG}}) \quad (1)$$

One can therefore imagine to expand the additional term in series of E/m_{QG} up to the first non-vanishing order n , which yields a non trivial expression for the speed of light in vacuum as a function of the photon energy:

$$v(E) = c \left[1 \pm \left(E/m_{\text{QG}} c^2 \right)^n \right] \quad (2)$$

where the \pm sign distinguishes the *subluminal* and the *superluminal* cases. The experimental signature of such a scenario would be the fact that two photons of different energies, emitted simultaneously, will travel with different velocities and arrive to the observer with some relative time delay. Even a tiny variation in the speed of light, when accumulated over cosmological distances, can in principle be revealed at energies much lower than the characteristics scale $m_{\text{QG}} c^2$. If, for the sake of simplicity, we limit ourselves to linear LIV (i.e. $n = 1$) the relevant expression for the time delay of two photons emitted by a distant astrophysical source at redshift z is:

$$\Delta t = \pm \frac{1}{H_0} \frac{\Delta E}{m_{\text{QG}}} \int_0^z \frac{(1 + \xi)}{\sqrt{\Omega_{\Lambda} + \Omega_m(1 + \xi)^3}} d\xi \quad (3)$$

The short duration, rapid variability and cosmological distance make GRBs for perfect candidates to constraint possible Lorentz invariance violations. Though the Fermi collaboration has previously set stringent lower limits on the mass scale m_{QG} with the long GRB 080916C [41], here we shall limit the discussion to the short GRB 090510 [42]. As shown in Figure 7, this burst features a 31 GeV photon emitted 0.829 s after the GBM trigger time. Thanks to the synergy with other x-ray and optical instruments, it was possible to measure the redshift of the source, which turned out to be $z = 0.903 \pm 0.003$. Sure enough, we don't know *exactly* when this particular photon was emitted, relative to the much more abundant low-energy gamma-rays, so that this arrival time cannot be readily interpreted as a *time delay*. However, if we assume that the photon itself was not emitted before the beginning of the precursor of the burst (30 ms before the GBM trigger), that gives us all the necessary ingredients to set a robust lower limit $m_{\text{QG}} > 1.19 m_{\text{P}}$ in the linear ($n = 1$) subluminal case. In fact this is the most stringent limit of its kind available so far, and, effectively, it strongly disfavors any scenario characterized by a linear, subluminal LIV. The assumption on which it is based is very reasonable and somehow supported by the fact that in none of the bursts detected by the Fermi LAT high-energy photons were detected before the onset of the low-energy emission—on the contrary, in many cases there was evidence for a spectral evolution with a consequent delay of the high-energy emission onset. By using more sophisticated approaches (such as the one described in [43]) or relaxing the basic assumption about the emission time of the highest energy photon it is possible to obtain comparable or more stringent limits, in both the subluminal and the superluminal case; the reader is referred to [42] for further details.

It is worth stressing that this is another case in which the effect we are trying to measure (in this case the delay accumulated by the photon during the propagation) *competes* with another physical effect (i.e. the intrinsic time delay at the source) which is of the same order or magnitude

or bigger and which is essentially impossible to infer with enough accuracy. A definitive evidence for a Lorentz invariance violation might come in the form of the observation of a redshift-dependent effect on a large sample of bursts, which Fermi might be able to achieve before the end of the mission.

5. More discussion items and future prospects

We conclude this overview by briefly introducing a few more items of interest, some of which might be the object of future Fermi observations.

5.1. Pulsar timing array detection of gravitational waves

Pulsars constitute one of the primary scientific targets for Fermi—in fact the Large Area Telescope has already increased the number of known gamma-ray pulsars by roughly an order of magnitude from the 6 detected by EGRET. Though most of the scientific interest associated with these discoveries is of purely astrophysical nature, Milli-Second Pulsars (MSP)—old neutron stars spinning at a rate of hundreds of revolutions per seconds—are effectively accurate cosmic clocks suitable for tests of fundamental physics.

It was suggested already in the late 1970s [44, 45] that gravitational waves could induce small perturbations in the arrival times of the radio pulses and that those perturbations could be potentially detectable. It actually did not take too long to realize that monitoring the time residuals of an *array* of pulsars had the potential for a significant increase in sensitivity [46]. Based on this idea, *Pulsar timing arrays* are meant to observe, over periods of years, the small, correlated effects that gravitational waves have on the arrival times of the radio pulses at Earth. The whole subject recently experienced a renewed interest as, by studying unassociated high-energy sources detected by the Fermi LAT in the first months of operation, radio astronomers discovered 17 new millisecond pulsars (corresponding to a 30% increase in the overall number of known MSPs). This is really the product of a synergic cooperation between the Fermi Collaboration and the largest radio telescopes in the world: in many cases the gamma-ray data are too sparse to detect pulsation in the unidentified sources, whereas radio astronomers can take advantage of the positions of potential pulsar candidates to complement time-consuming sky surveys and improve the discovery reach.

Pulsar timing already provides the most compelling experimental evidence for the existence of gravitational radiation through the orbital decay of the binary system PSR 1913+16 [47]. However, this is generally regarded as an *indirect* evidence, in that what is observed is the effect of the emission on the emitter. On the other hand, pulsar timing arrays really act as gravitational wave detectors. As more millisecond pulsars are identified (and monitored by radio telescopes), they could provide the first *direct* evidence for the existence of gravitational radiation in the ultra low-frequency regime, where the ground based interferometers are not sensitive.

5.2. Gravitational lensing

The light curves of distant, gravitationally lensed Active Galactic Nuclei (AGN) measured by the Large Area Telescope can potentially be used to test general relativity. Multiple images of strongly lensed sources can be resolved in the optical band. The study of the time lag between such images (which can be as large as weeks, due to the different propagation times along the different light paths) is a standard observational technique, crucial for the modeling of this kind of systems. This is not directly possible in gamma-rays, as gamma-ray telescopes do not feature the necessary angular resolution. Nonetheless, if a flare is detected from such a source, the high-energy light curve might show evidence for the gravitational *echoes*. A comparison between the optical and the gamma-ray light curves can test whether photons differing by eight orders of magnitude in energy are deflected in the same way, as general relativity predicts.

5.3. Search for axion-like particles

Axion-Like Particles (ALP) are hypothetical particles featuring a direct photon coupling in the presence of an external magnetic field. Phenomenologically, this gives origin to a neutrino-like oscillation behavior between ALPs and photons that can possibly lead to observable effects on the energy spectra of distant gamma-ray sources [48]. The photon-axion mixing can take place both in the gamma ray-source, if this is strongly magnetized, and in the magnetic fields encountered along the path to the observer. In the latter case the propagation over cosmological distances compensates for the weakness of the intergalactic magnetic fields (which is believed to be of the order of nG). The prospect of detecting such modifications to the spectra of gamma-ray sources is complementary to ground-based experiments such as CAST [49] or PVLAS [50].

6. Conclusions

We briefly reviewed some of the science highlights of the Fermi gamma-ray space telescope after the first two years in orbit. The main message that this overview is aimed to convey is that the study of fundamental physics with space-based gamma-ray astronomy is indeed an exciting opportunity. Gamma-rays directly probe some of the most violent phenomena in the Universe; they give access to physical systems in the strong gravitational and/or magnetic field regime, along with photon propagation over cosmological distances—in brief, many of the conditions that would be impossible to set up in a laboratory on the Earth. On the other hand, life in space is to many respects more difficult than that in a controlled experimental environment; the physical effects that one is trying to measure are often interleaved with genuine astrophysical phenomena which (i) cannot be controlled and (ii) are extremely hard to understand and model to the needed degree of accuracy.

Fermi turned two years in orbit on June, 2010, and it is definitely living up to its expectations in terms of scientific results delivered to the community. The mission is planned to continue at least three more years (possibly eight) with many remaining opportunities for discoveries. All the Fermi gamma-ray data (along with the science analysis software tools developed and used by the Collaboration) are publicly available through the Fermi Science Support Center [51].

Acknowledgments

The work reported here is a result of the efforts of all members of the Fermi LAT and GBM Collaborations.

The *Fermi* LAT Collaboration acknowledges generous ongoing support from a number of agencies and institutes that have supported both the development and the operation of the LAT as well as scientific data analysis. These include the National Aeronautics and Space Administration and the Department of Energy in the United States, the Commissariat à l’Energie Atomique and the Centre National de la Recherche Scientifique / Institut National de Physique Nucléaire et de Physique des Particules in France, the Agenzia Spaziale Italiana and the Istituto Nazionale di Fisica Nucleare in Italy, the Ministry of Education, Culture, Sports, Science and Technology (MEXT), High Energy Accelerator Research Organization (KEK) and Japan Aerospace Exploration Agency (JAXA) in Japan, and the K. A. Wallenberg Foundation, the Swedish Research Council and the Swedish National Space Board in Sweden.

Additional support for science analysis during the operations phase is gratefully acknowledged from the Istituto Nazionale di Astrofisica in Italy.

References

- [1] Michelson P F, Atwood W B and Ritz S 2010 *Rep. Prog. Phys.* **73** 074901
- [2] Meegan C et al 2007 *AIP Conf. Proc.* **921** 13
- [3] Atwood W B et al [Fermi LAT collaboration] 2009 *Astrophys. J.* **697** 1071
- [4] Thompson D J et al 1993 *Astrophys. J. Suppl. Series* **86** 629

- [5] Abdo A A et al [Fermi LAT collaboration] 2010 *Astrophys. J. Suppl. Series* **188** 405
- [6] Hartman R C et al 1999 *Astrophys. J. Suppl. Series* **123** 79
- [7] Martinez M 2009 *J. Phys. Conf. Ser* **171** 012013
- [8] Abdo A A et al [Fermi LAT collaboration] 2010 *Phys. Rev. Lett.* **104** 091302
- [9] Strong A W, Moskalenko I V and Ptuskin V S 2007 *Ann. Rev. Nucl. Part. Sci.* **57** 285
- [10] Strong A W and Moskalenko I V 1998 *Astrophys. J.* **509** 212
- [11] Hunter S D et al 1997 *Astrophys. J.* **481** 205
- [12] de Boer W et al 2005 *Astron. Astrophys.* **444** 51
- [13] Abdo A A et al [Fermi LAT collaboration] 2009 *Phys. Rev. Lett.* **103** 251102
- [14] Fichtel C E et al 1978 *Astrophys. J.* **222** 833
- [15] Sreekumar P et al 1998 *Astrophys. J.* **494** 523
- [16] Strong A W et al 2004 *Astrophys. J.* **613** 956
- [17] Abdo A A et al [Fermi LAT collaboration] 2010 *Phys. Rev. Lett.* **104** 101101
- [18] Abdo A A et al 2010 *Astrophys. J.* **720** 435
- [19] Strong A W, Moskalenko I V and Reimer O 2004 *Astrophys. J.* **613** 962
- [20] Kobayashi T et al 1999 *Proc. of the 26th International Cosmic-Ray Conf.* **3** 61
- [21] Boezio M et al [CAPRICE collaboration] 2000 *Astrophys. J.* **532** 653
- [22] Du Vernois M A et al [HEAT collaboration] 2001 *Astrophys. J.* **559** 296
- [23] Torii S et al [BETS collaboration] 2001 *Astrophys. J.* **559** 973
- [24] Aguilar M et al [AMS collaboration] 2002 *Phys. Rep* **366** 331
- [25] Chang J et al [ATIC collaboration] 2008 *Nature* **456** 362
- [26] Yoshida K et al [PPB-BETS collaboration] 2008 *Advan. Space Reaserch* **42** 1670
- [27] Aharonian F et al [H.E.S.S collaboration] 2008 *Phys. Rev. Lett.* **101** 261104
- [28] Aharonian F et al [H.E.S.S. collaboration] 2009 *Astron. Astrophys.* **508** 561
- [29] Adriani O et al [PAMELA collaboration] 2009 *Nature* **458** 607
- [30] Pato M, Lattanzi M and Bertone G 2010 *Journ. Cosm. Astropar. Phys.* **12** 020
- [31] Abdo A A et al [Fermi LAT collaboration] 2009 *Phys. Rev. Lett.* **102** 181101
- [32] Grasso D et al 2009 *Astropart. Phys.* **32** 140
- [33] Blasi P 2009 *Phys. Rev. Lett.* **103** 051104
- [34] Katz B et al 2010 *Mon. Not. R. Astron. Soc.* **405** 1458
- [35] Ackermann M et al [Fermi LAT collaboration] 2010 *Phys. Rev. D* **82** 092004
- [36] Ackermann M et al [Fermi LAT collaboration] 2010 *Phys. Rev. D* **82** 092003
- [37] Gamma-ray Burst Coordination Network, <http://gcn.gsfc.nasa.gov/>
- [38] Amelino-Camelia G, Ellis J, Mavromatos N E, Nanopoulos D V and Sarkar S. 1998 *Nature* **393** 763
- [39] Mattingly D 2005 *Living Rev. Relativity* **8** 5
- [40] Kostelecky V A and Mewes M 2008 *Astrophys. J. Lett.* **689** L1
- [41] Abdo A A et al [Fermi LAT collaboration] 2009 *Nature* **323** 1688
- [42] Abdo A A et al [Fermi LAT collaboration] 2009 *Nature* **462** 331
- [43] Scargle J D, Norris J P and Bonnel J T 2008 *Astrophys. J.* **673** 972
- [44] Sazhin M V 1978 *Soviet Astr.* **22** 36
- [45] Detweiler S 1979 *Astrophys. J.* **234** 1100
- [46] Foster R S and Backer D C 1990 *Astrophys. J.* **361** 300
- [47] Taylor J H and Weisberg J M 1982 *Astrophys. J.* **253** 908
- [48] Sánchez-Conde M A et al 2009 *Phys. Rev. D* **79** 123511
- [49] Andriamonje S et al 2007 *J. Cosm. Astropart. Phys* **4** 10
- [50] Zavattini E et al [PVLAS collaboration] 2006 *Phys. Rev. Lett.* **96** 110406
- [51] Fermi Science Support Center, <http://fermi.gsfc.nasa.gov/ssc/>