

Uniform convergence and a posteriori error estimation for assumed stress hybrid finite element methods

Guozhu Yu¹, Xiaoping Xie^{1*}, Carsten Carstensen^{2,3}

¹ School of Mathematics, Sichuan University, Chengdu 610064, China

Email: yuguo zhumail@yahoo.com.cn, xpxiec@gmail.com

² Institut für Mathematik, Humboldt Universität zu Berlin, Unter den Linden 6, 10099 Berlin, Germany

³ Department of Computational Science and Engineering, Yonsei University, 120-749 Seoul, Korea

Email: cc@math.hu-berlin.de

Abstract: Assumed stress hybrid methods are known to improve the performance of standard displacement-based finite elements and are widely used in computational mechanics. The methods are based on the Hellinger-Reissner variational principle for the displacement and stress variables. This work analyzes two existing 4-node hybrid stress quadrilateral elements due to Pian and Sumihara [Int. J. Numer. Meth. Engng, 1984] and due to Xie and Zhou [Int. J. Numer. Meth. Engng, 2004], which behave robustly in numerical benchmark tests. For the finite elements, the isoparametric bilinear interpolation is used for the displacement approximation, while different piecewise-independent 5-parameter modes are employed for the stress approximation. We show that the two schemes are free from Poisson-locking, in the sense that the error bound in the a priori estimate is independent of the relevant Lamé constant λ . We also establish the equivalence of the methods to two assumed enhanced strain schemes. Finally, we derive reliable and efficient residual-based a posteriori error estimators for the stress in L^2 -norm and the displacement in H^1 -norm, and verify the theoretical results by some numerical experiments.

Key words: Finite element, Assumed stress hybrid method, Hellinger-Reissner principle, Poisson-locking, A posteriori estimator

*Corresponding author

1. Introduction

Let $\Omega \subset \mathbb{R}^2$ be a bounded open set with boundary $\Gamma = \Gamma_D \cup \Gamma_N$, where $\text{meas}(\Gamma_D) > 0$. The plane linear elasticity model is given by

$$\begin{cases} -\text{div} \boldsymbol{\sigma} = \mathbf{f} & \text{in } \Omega, \\ \boldsymbol{\sigma} = \mathbb{C} \boldsymbol{\varepsilon}(\mathbf{u}) & \text{in } \Omega, \\ \mathbf{u}|_{\Gamma_D} = 0, \boldsymbol{\sigma} \mathbf{n}|_{\Gamma_N} = \mathbf{g}, \end{cases} \quad (1.1)$$

where $\boldsymbol{\sigma} \in \mathbb{R}_{sym}^{2 \times 2}$ denotes the symmetric stress tensor field, $\mathbf{u} \in \mathbb{R}^2$ the displacement field, $\boldsymbol{\varepsilon}(\mathbf{u}) = (\nabla \mathbf{u} + \nabla^T \mathbf{u})/2$ the strain, $\mathbf{f} \in \mathbb{R}^2$ the body loading density, $\mathbf{g} \in \mathbb{R}^2$ the surface traction, \mathbf{n} the unit outward vector normal to Γ , and \mathbb{C} the elasticity modulus tensor with

$$\mathbb{C} \boldsymbol{\varepsilon}(\mathbf{u}) = 2\mu \boldsymbol{\varepsilon}(\mathbf{u}) + \lambda \text{div} \mathbf{u} \mathbf{I},$$

\mathbf{I} the 2×2 identity tensor, and μ, λ the Lamé parameters given by $\mu = \frac{E}{2(1+\nu)}$, $\lambda = \frac{E\nu}{(1+\nu)(1-2\nu)}$ for plane strain problems and by $\mu = \frac{E}{2(1+\nu)}$, $\lambda = \frac{E\nu}{(1+\nu)(1-\nu)}$ for plane stress problems, with $0 < \nu < 0.5$ the Poisson ratio and E the Young's modulus.

It is well-known that the standard 4-node displacement quadrilateral element (i.e. isoparametric bilinear element) yields poor results at coarse meshes for problems with bending and suffers from "Poisson locking" for plane strain problems, at the nearly incompressible limit ($\lambda \rightarrow \infty$ as $\nu \rightarrow 0.5$). We refer to [1] for the mathematical characteristic of locking. To improve the performance of the isoparametric bilinear displacement element while preserving its convenience, various methods have been suggested in literature.

The method of incompatible displacement modes is based on enriching the standard displacement modes with internal incompatible displacements. A representative incompatible displacement is the so-called Wilson element proposed by Wilson, Taylor, Doherty, and Ghaboussi [29]. It achieves a greater degree of accuracy than the isoparametric bilinear element when using coarse meshes. This element was subsequently modified by Taylor, Wilson and Beresford [27], and the modified Wilson element behaves uniformly in the nearly incompressibility. In [14], Lesaint analyzed convergence on uniform square meshes for Wilson element. He and Zlámal then established convergence for the modified Wilson element on arbitrary quadrilateral meshes [15]. In [26], Shi established a convergence condition for the quadrilateral Wilson element. In [34], Zhang derived uniform convergence for the modified Wilson element on arbitrary quadrilateral meshes.

The assumed-stress hybrid approach is a kind of mixed method based on the Hellinger-Reissner variational principle which includes displacements and stresses. The pioneering work in this direction is by Pian [16], where the assumed stress field assumed to satisfy the homogenous equilibrium equations pointwise. In [17] Pian and Chen proposed a new type of the hybrid-method by imposing the stress equilibrium equations in a variational sense and by adopting the natural co-ordinate for stress approximation. In [18] Pian and Sumihara derived the famous assumed stress hybrid element (abbreviated as the PS finite element) through a rational choice of

stress terms. Despite of the use of isoparametric bilinear displacement approximation, the PS finite element yields uniformly accurate results for all the numerical benchmark tests. Pian and Tong [20] discussed the similarity and basic difference between the incompatible displacement model and the hybrid stress model. In the direction of determining the optimal stress parameters, there have been many other research efforts [19, 30, 31, 32, 35]. In [30, 32], Xie and Zhou derived robust 4-node hybrid stress quadrilateral elements by optimizing stress modes with a so-called energy-compatibility condition, i.e. the assumed stress terms are orthogonal to the enhanced strains caused by Wilson bubble displacements. In [36] a convergence analysis was established for the PS element, but the upper bound in the error estimate is not uniform with respect to λ . So far there is no uniform error analysis with respect to the nearly incompressibility for the assumed stress hybrid methods on arbitrary quadrilateral meshes.

Closely related to the assumed stress method is the enhanced assumed strain method (EAS) pioneered by Simo and Rifai [25]. Its variational basis is the Hu-Washizu principle which includes displacements, stresses, and enhanced strains. It was shown in [25] that the classical method of incompatible displacement modes is a special case of the EAS-method. Yeo and Lee [33] proved that the EAS concept in some model situation is equivalent to a Hellinger-Reissner formulation. In [24], Reddy and Simo established an a priori error estimate for the EAS method on parallelogram meshes. Braess [3] re-examined the sufficient conditions for convergence, in particular relating the stability condition to a strengthened Cauchy inequality, and elucidating the influence of the Lamé constant λ . In [4], Braess, Carstensen and Reddy established uniform convergence and a posteriori estimates for the EAS method on parallelogram meshes.

The main goal of this work is to establish uniform convergence and a posteriori error estimates for two 4-node assumed stress hybrid quadrilateral elements: the PS finite element by Pian and Sumihara [18] and the ECQ4 finite element by Xie and Zhou [30]. Equivalence is established between the hybrid finite element schemes and two EAS proposed schemes. We also carry out an a posteriori error analysis for the hybrid methods.

The paper is organized as follows. In Section 2 we discuss the uniform stability of the weak formulations. Section 3 is devoted to finite element formulations of the hybrid elements PS and ECQ4 and their numerical performance investigation. We establish the uniformly stability conditions and derive uniform a priori error estimates in Section 4. Equivalence between the hybrid schemes and two EAS schemes is discussed in Section 5. We devote Section 6 to an analysis of a posteriori error estimates for the hybrid methods and verification of the theoretical results by numerical tests.

2. Uniform stability of the weak formulations

First we introduce some notations. Let $L^2(T; X)$ be the space of square integrable functions defined on T with values in the finite-dimensional vector space X and with

norm being denoted by $\|\cdot\|_{0,T}$. We denote by $H^k(T; X)$ the usual Sobolev space consisting of functions defined on T , taking values in X , and with all derivatives of order up to k square-integrable. The norm on $H^k(T; X)$ is denoted by $\|\cdot\|_{k,T} := (\sum_{0 \leq j \leq k} |v|_{j,T}^2)^{1/2}$, with $|\cdot|_{k,T}$ the semi-norm derived from the partial derivatives of order equal to k . When there is no conflict, we may abbreviate them to $\|\cdot\|_k$ and $|\cdot|_k$. Let $L_0^2(\Omega)$ be the space of square integrable functions with zero mean values. We denote by $P_k(T)$ the set of polynomials of degree less than or equal to k , by Q_k the set of polynomials of degree less than or equal to k in each variable.

For convenience, we use the notation $a \lesssim b$ to represent that there exists a generic positive constant C , independent of the mesh parameter h and the Lamé constant λ , such that $a \leq Cb$. Finally, $a \approx b$ abbreviates $a \lesssim b \lesssim a$.

We define two spaces as follows:

$$V := H_D^1(\Omega)^2 = \{\mathbf{u} \in H^1(\Omega)^2 : \mathbf{u}|_{\Gamma_D} = 0\},$$

$$\Sigma := \begin{cases} \mathbf{L}^2(\Omega; \mathbb{R}_{sym}^{2 \times 2}), & \text{if } meas(\Gamma_N) > 0, \\ \{\boldsymbol{\tau} \in \mathbf{L}^2(\Omega; \mathbb{R}_{sym}^{2 \times 2}) : \int_{\Omega} tr \boldsymbol{\tau} d\mathbf{x} = 0\}, & \text{if } \Gamma_N = \emptyset, \end{cases}$$

where $\mathbf{L}^2(\Omega; \mathbb{R}_{sym}^{2 \times 2})$ denotes the space of square-integrable symmetric tensors with the norm $\|\cdot\|_0$ defined by $\|\boldsymbol{\tau}\|_0^2 := \int_{\Omega} \boldsymbol{\tau} : \boldsymbol{\tau} d\mathbf{x}$, and $tr \boldsymbol{\tau} := \tau_{11} + \tau_{22}$ represents the trace of the tensor $\boldsymbol{\tau}$. Notice that on the space V , the semi-norm $|\cdot|_1$ is equivalent to the norm $\|\cdot\|_1$.

The Hellinger-Reissner variational principle for the model (1.1) reads as: Find $(\boldsymbol{\sigma}, \mathbf{u}) \in \Sigma \times V$ with

$$a(\boldsymbol{\sigma}, \boldsymbol{\tau}) - \int_{\Omega} \boldsymbol{\tau} : \varepsilon(\mathbf{u}) d\mathbf{x} = 0 \quad \text{for all } \boldsymbol{\tau} \in \Sigma, \quad (2.1)$$

$$\int_{\Omega} \boldsymbol{\sigma} : \varepsilon(\mathbf{v}) d\mathbf{x} = F(\mathbf{v}) \quad \text{for all } \mathbf{v} \in V, \quad (2.2)$$

where

$$\begin{aligned} a(\boldsymbol{\sigma}, \boldsymbol{\tau}) : &= \int_{\Omega} \boldsymbol{\sigma} : \mathbb{C}^{-1} \boldsymbol{\tau} d\mathbf{x} = \frac{1}{2\mu} \int_{\Omega} \left(\boldsymbol{\sigma} : \boldsymbol{\tau} - \frac{\lambda}{2(\mu + \lambda)} tr \boldsymbol{\sigma} tr \boldsymbol{\tau} \right) d\mathbf{x} \\ &= \int_{\Omega} \left(\frac{1}{2\mu} \boldsymbol{\sigma}^D : \boldsymbol{\tau}^D + \frac{1}{4(\mu + \lambda)} tr \boldsymbol{\sigma} tr \boldsymbol{\tau} \right) d\mathbf{x}, \\ F(\mathbf{v}) : &= \int_{\Omega} \mathbf{f} \cdot \mathbf{v} d\mathbf{x} + \int_{\Gamma_N} \mathbf{g} \cdot \mathbf{v} ds. \end{aligned}$$

Here and throughout the paper, $\boldsymbol{\sigma} : \boldsymbol{\tau} = \sum_{i,j=1}^2 \sigma_{ij} \tau_{ij}$, and $\boldsymbol{\tau}^D := \boldsymbol{\tau} - \frac{1}{2} tr \boldsymbol{\tau} \mathbf{I}$.

The following continuity conditions are immediate:

$$a(\boldsymbol{\sigma}, \boldsymbol{\tau}) \lesssim \|\boldsymbol{\sigma}\|_0 \|\boldsymbol{\tau}\|_0, \quad \boldsymbol{\sigma}, \boldsymbol{\tau} \in \Sigma, \quad (2.3)$$

$$\int_{\Omega} \boldsymbol{\tau} : \varepsilon(\mathbf{v}) d\mathbf{x} \lesssim \|\boldsymbol{\tau}\|_0 |\mathbf{v}|_1, \quad \boldsymbol{\tau} \in \Sigma, \quad \mathbf{v} \in V, \quad (2.4)$$

$$F(\mathbf{v}) \lesssim (\|\mathbf{f}\|_{-1} + \|\mathbf{g}\|_{-\frac{1}{2}, \Gamma_N}) |\mathbf{v}|_1, \quad \mathbf{v} \in V. \quad (2.5)$$

According to the theory of mixed finite element methods [6, 7], we need the following two stability conditions for the well-posedness of the weak problem (2.1)-(2.2).

(A1) Kernel-coercivity: For any $\boldsymbol{\tau} \in Z := \{\boldsymbol{\tau} \in \Sigma : \int_{\Omega} \boldsymbol{\tau} : \varepsilon(\mathbf{v}) d\mathbf{x} = 0 \text{ for all } \mathbf{v} \in V\}$ it holds

$$\|\boldsymbol{\tau}\|_0^2 \lesssim a(\boldsymbol{\tau}, \boldsymbol{\tau});$$

(A2) Inf-sup condition: For any $\mathbf{v} \in V$ it holds

$$|\mathbf{v}|_1 \lesssim \sup_{0 \neq \boldsymbol{\tau} \in \Sigma} \frac{\int_{\Omega} \boldsymbol{\tau} : \varepsilon(\mathbf{v}) d\mathbf{x}}{\|\boldsymbol{\tau}\|_0}.$$

The proof of (A1)-(A2) utilizes a lemma of Bramble, Lazarov and Pasciak.

Lemma 2.1. ([5]) For $q \in L := \begin{cases} L^2(\Omega) & \text{if } \text{meas}(\Gamma_N) > 0, \\ L_0^2(\Omega) & \text{if } \Gamma_N = \emptyset \end{cases}$ it holds

$$\|q\|_0 \lesssim \sup_{\mathbf{v} \in V} \frac{\int_{\Omega} q \operatorname{div} \mathbf{v} d\mathbf{x}}{|\mathbf{v}|_1}.$$

The following stability result is given in [4] for the model situation $\Gamma_N = \emptyset$.

Theorem 2.1. The uniform stability conditions (A1) and (A2) hold.

Proof. Firstly we prove (A1). Since

$$a(\boldsymbol{\tau}, \boldsymbol{\tau}) = \int_{\Omega} \left(\frac{1}{2\mu} \boldsymbol{\tau}^D : \boldsymbol{\tau}^D + \frac{1}{4(\mu + \lambda)} \operatorname{tr} \boldsymbol{\tau} \operatorname{tr} \boldsymbol{\tau} \right) d\mathbf{x},$$

we only need to prove $\|\operatorname{tr} \boldsymbol{\tau}\|_0 \lesssim \|\boldsymbol{\tau}^D\|_0$ for any $\boldsymbol{\tau} \in Z$.

In fact, for $\boldsymbol{\tau} \in Z$ and any $\mathbf{v} \in V$, it holds

$$\begin{aligned} 0 &= \int_{\Omega} \boldsymbol{\tau} : \varepsilon(\mathbf{v}) d\mathbf{x} = \int_{\Omega} \left(\frac{1}{2} \operatorname{tr} \boldsymbol{\tau} \mathbf{I} + \boldsymbol{\tau}^D \right) : \varepsilon(\mathbf{v}) d\mathbf{x} \\ &= \int_{\Omega} \frac{1}{2} \operatorname{tr} \boldsymbol{\tau} \operatorname{div} \mathbf{v} d\mathbf{x} + \int_{\Omega} \boldsymbol{\tau}^D : \varepsilon(\mathbf{v}) d\mathbf{x}. \end{aligned}$$

Thus, by Lemma 2.1 we obtain

$$\|\operatorname{tr} \boldsymbol{\tau}\|_0 \lesssim \sup_{\mathbf{v} \in V} \frac{\int_{\Omega} \operatorname{tr} \boldsymbol{\tau} \operatorname{div} \mathbf{v} d\mathbf{x}}{|\mathbf{v}|_1} = \sup_{\mathbf{v} \in V} \frac{-2 \int_{\Omega} \boldsymbol{\tau}^D : \varepsilon(\mathbf{v}) d\mathbf{x}}{|\mathbf{v}|_1} \leq 2 \|\boldsymbol{\tau}^D\|_0.$$

This implies (A1). For the proof of (A2), let $\mathbf{v} \in V$ and notice $\varepsilon(\mathbf{v}) \in \Sigma$. Then

$$|\varepsilon(\mathbf{v})|_0 \leq \sup_{\boldsymbol{\tau} \in \Sigma \setminus \{0\}} \frac{\int_{\Omega} \boldsymbol{\tau} : \varepsilon(\mathbf{v}) d\mathbf{x}}{\|\boldsymbol{\tau}\|_0}.$$

Hence (A2) follows from the equivalence between the two norms $|\varepsilon(\mathbf{v})|_0$ and $|\mathbf{v}|_1$ on V . \square

In view of the continuity conditions, (2.3)-(2.5), and the stability conditions, (A1)-(A2), we immediately get the well-posedness results:

Theorem 2.2. Assume that $\mathbf{f} \in V'$, $\mathbf{g} \in H^{-1/2}(\Gamma_N)$. Then the weak problem (2.1)-(2.2) admits a unique solution $(\boldsymbol{\sigma}, \mathbf{u}) \in \Sigma \times V$ such that

$$\|\boldsymbol{\sigma}\|_0 + |\mathbf{u}|_1 \lesssim \|\mathbf{f}\|_{-1} + \|\mathbf{g}\|_{-\frac{1}{2}, \Gamma_N}.$$

3. Finite element formulations for hybrid methods

3.1 Geometric properties of quadrilaterals

In what follows we assume that Ω is a convex polygonal domain. Let T_h be a conventional quadrilateral mesh of Ω . We denote by h_K the diameter of a quadrilateral $K \in T_h$, and denote $h := \max_{K \in T_h} h_K$. Let $Z_i(x_i, y_i)$, $1 \leq i \leq 4$ be the four vertices of K , and T_i denotes the sub-triangle of K with vertices Z_{i-1} , Z_i and Z_{i+1} (the index on Z_i is modulo 4). Define

$$\rho_K = \min_{1 \leq i \leq 4} \text{diameter of circle inscribed in } T_i.$$

Throughout the paper, we assume that the partition T_h satisfies the following "shape-regularity" hypothesis: There exist a constant $\varrho > 2$ independent of h such that for all $K \in T_h$,

$$h_K \leq \varrho \rho_K. \quad (3.1)$$

Remark 3.1. As pointed out in [34], this shape regularity condition is equivalent to the following one which has been widely used in literature (e.g. [11]): there exist two constants $\varrho' > 2$ and $0 < \gamma < 1$ independent of h such that for all $K \in T_h$,

$$h_K \leq \varrho' \rho'_K, \quad |\cos \theta_K^i| \leq \gamma \quad \text{for } 1 \leq i \leq 4.$$

Here ρ'_K and θ_K^i denote the maximum diameter of all circles contained in K and the angles associated with vertices of K .

Let $\hat{K} = [-1, 1] \times [-1, 1]$ be the reference square with vertices \hat{Z}_i , $1 \leq i \leq 4$. Then exists a unique invertible mapping F_K that maps \hat{K} onto K with $F_K(\xi, \eta) \in Q_1^2(\xi, \eta)$ and $F_K(\hat{Z}_i) = Z_i$, $1 \leq i \leq 4$ (Figure 1). Here $\xi, \eta \in [-1, 1]$ are the local isoparametric coordinates.

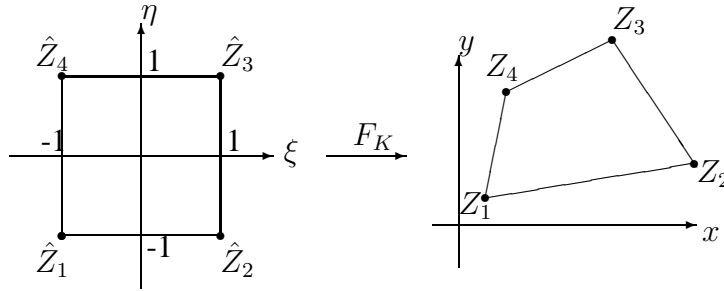


Figure 1: The mapping F_K

This isoparametric bilinear mapping $(x, y) = F_K(\xi, \eta)$ is given by

$$x = \sum_{i=1}^4 x_i N_i(\xi, \eta), \quad y = \sum_{i=1}^4 y_i N_i(\xi, \eta), \quad (3.2)$$

where

$$N_1 = \frac{1}{4}(1-\xi)(1-\eta), N_2 = \frac{1}{4}(1+\xi)(1-\eta), N_3 = \frac{1}{4}(1+\xi)(1+\eta), N_4 = \frac{1}{4}(1-\xi)(1+\eta).$$

We can rewrite (3.2) as

$$x = a_0 + a_1\xi + a_2\eta + a_{12}\xi\eta, \quad y = b_0 + b_1\xi + b_2\eta + b_{12}\xi\eta, \quad (3.3)$$

where

$$\begin{pmatrix} a_0 & b_0 \\ a_1 & b_1 \\ a_2 & b_2 \\ a_{12} & b_{12} \end{pmatrix} = \frac{1}{4} \begin{pmatrix} 1 & 1 & 1 & 1 \\ -1 & 1 & 1 & -1 \\ -1 & -1 & 1 & 1 \\ 1 & -1 & 1 & -1 \end{pmatrix} \begin{pmatrix} x_1 & y_1 \\ x_2 & y_2 \\ x_3 & y_3 \\ x_4 & y_4 \end{pmatrix}.$$

Remark 3.2. Due to the choice of node order (Figure 1), we always have $a_1 > 0, b_2 > 0$.

Remark 3.3. Notice that when K is a parallelogram, we have $a_{12} = b_{12} = 0$, and F_K is reduced to an affine mapping.

Then the Jacobi matrix of the transformation F_K is

$$DF_K(\xi, \eta) = \begin{pmatrix} \frac{\partial x}{\partial \xi} & \frac{\partial x}{\partial \eta} \\ \frac{\partial y}{\partial \xi} & \frac{\partial y}{\partial \eta} \end{pmatrix} = \begin{pmatrix} a_1 + a_{12}\eta & a_2 + a_{12}\xi \\ b_1 + b_{12}\eta & b_2 + b_{12}\xi \end{pmatrix},$$

and the Jacobian of F_K is

$$J_K(\xi, \eta) = \det(DF_K) = J_0 + J_1\xi + J_2\eta,$$

where

$$J_0 = a_1b_2 - a_2b_1, J_1 = a_1b_{12} - a_{12}b_1, J_2 = a_{12}b_2 - a_2b_{12}.$$

Denote by F_K^{-1} the inverse of F_K , then we obtain

$$\begin{aligned} \begin{pmatrix} \frac{\partial \xi}{\partial x} & \frac{\partial \xi}{\partial y} \\ \frac{\partial \eta}{\partial x} & \frac{\partial \eta}{\partial y} \end{pmatrix} &= DF_K^{-1} \circ F_K(\xi, \eta) = (DF_K)^{-1} \\ &= \frac{1}{J_K(\xi, \eta)} \begin{pmatrix} b_2 + b_{12}\xi & -a_2 - a_{12}\xi \\ -b_1 - b_{12}\eta & a_1 + a_{12}\eta \end{pmatrix}. \end{aligned}$$

It holds the following element geometric properties:

Lemma 3.1. ([34]) For any $K \in T_h$, under the hypothesis (3.1), we have

$$\frac{\max_{(\xi, \eta) \in \hat{K}} J_K(\xi, \eta)}{\min_{(\xi, \eta) \in \hat{K}} J_K(\xi, \eta)} < \frac{h_K^2}{2\rho_K^2} \leq \frac{\varrho^2}{2}, \quad (3.4)$$

$$\frac{1}{4}\rho_K^2 < a_1^2 + b_1^2 < \frac{1}{4}h_K^2, \quad \frac{1}{4}\rho_K^2 < a_2^2 + b_2^2 < \frac{1}{4}h_K^2, \quad a_{12}^2 + b_{12}^2 < \frac{1}{16}h_K^2. \quad (3.5)$$

In view of the choice of node order (cf. Figure 1), the shape-regular hypothesis (3.1) and the relations (3.5), without loss of generality we assume

$$|b_1| \leq a_1, \quad |a_2| \lesssim b_2. \quad (3.6)$$

Together with (3.5), this leads to

$$a_1 \approx b_2 \approx h_K, \quad \max\{a_2, b_1\} \lesssim O(h_K). \quad (3.7)$$

Notice also that Lemma 3.1 shows

$$J_K \approx J_0 \approx h_K^2. \quad (3.8)$$

3.2 Hybrid methods PS and ECQ4

This subsection is devoted to the finite element formulations of the 4-node assumed stress hybrid quadrilateral elements PS [18] and ECQ4 [30].

Let $\Sigma_h \subset \Sigma$ and $V_h \subset V$ be finite dimensional spaces respectively for stress and displacement approximations, then the corresponding finite element scheme for the problem (2.1)(2.2) reads as: Find $(\boldsymbol{\sigma}_h, \mathbf{u}_h) \in \Sigma_h \times V_h$, such that

$$a(\boldsymbol{\sigma}_h, \boldsymbol{\tau}) - \int_{\Omega} \boldsymbol{\tau} : \varepsilon(\mathbf{u}_h) d\mathbf{x} = 0 \quad \text{for all } \boldsymbol{\tau} \in \Sigma_h, \quad (3.9)$$

$$\int_{\Omega} \boldsymbol{\sigma}_h : \varepsilon(\mathbf{v}) d\mathbf{x} = F(\mathbf{v}) \quad \text{for all } \mathbf{v} \in V_h. \quad (3.10)$$

For elements PS and ECQ4, the isoparametric bilinear interpolation is used for the displacement approximation, i.e. the displacement space V_h is chosen as

$$V_h = \{\mathbf{v} \in V : \hat{\mathbf{v}} = \mathbf{v}|_K \circ F_K \in Q_1(\hat{K})^2 \text{ for all } K \in T_h\}. \quad (3.11)$$

In other words, for $\mathbf{v} = (u, v)^T \in V_h$ with nodal values $\mathbf{v}(Z_i) = (u_i, v_i)^T$ on K ,

$$\hat{\mathbf{v}} = \sum_{i=1}^4 \begin{pmatrix} u_i \\ v_i \end{pmatrix} N_i(\xi, \eta) = \begin{pmatrix} U_0 + U_1\xi + U_2\eta + U_{12}\xi\eta \\ V_0 + V_1\xi + V_2\eta + V_{12}\xi\eta \end{pmatrix}, \quad (3.12)$$

where

$$\begin{pmatrix} U_0 & V_0 \\ U_1 & V_1 \\ U_2 & V_2 \\ U_{12} & V_{12} \end{pmatrix} = \frac{1}{4} \begin{pmatrix} 1 & 1 & 1 & 1 \\ -1 & 1 & 1 & -1 \\ -1 & -1 & 1 & 1 \\ 1 & -1 & 1 & -1 \end{pmatrix} \begin{pmatrix} u_1 & v_1 \\ u_2 & v_2 \\ u_3 & v_3 \\ u_4 & v_4 \end{pmatrix}.$$

We denote the symmetric stress tensor $\boldsymbol{\tau} := \begin{pmatrix} \tau_{11} & \tau_{12} \\ \tau_{12} & \tau_{22} \end{pmatrix}$. For convenience we abbreviate it to $\boldsymbol{\tau} = (\tau_{11}, \tau_{22}, \tau_{12})^T$. In [18], the 5-parameters stress mode on \hat{K} for the PS finite element takes the form

$$\hat{\boldsymbol{\tau}} = \begin{pmatrix} \hat{\tau}_{11} \\ \hat{\tau}_{22} \\ \hat{\tau}_{12} \end{pmatrix} = \begin{pmatrix} 1 & 0 & 0 & \eta & \frac{a_2^2}{b_2^2}\xi \\ 0 & 1 & 0 & \frac{b_1^2}{a_1^2}\eta & \xi \\ 0 & 0 & 1 & \frac{b_1}{a_1}\eta & \frac{a_2}{b_2}\xi \end{pmatrix} \beta^\tau \quad \text{for } \beta^\tau := (\beta_1^\tau, \dots, \beta_5^\tau)^T \in \mathbb{R}^5. \quad (3.13)$$

Then the corresponding stress space for the PS finite element is

$$\Sigma_h^{PS} := \{\boldsymbol{\tau} \in \Sigma : \hat{\boldsymbol{\tau}} = \boldsymbol{\tau}|_K \circ F_K \text{ is of form (3.13) for all } K \in T_h\}.$$

In [30], the 5-parameters stress mode on \hat{K} for element ECQ4 has the form

$$\hat{\boldsymbol{\tau}} = \begin{pmatrix} \hat{\boldsymbol{\tau}}_{11} \\ \hat{\boldsymbol{\tau}}_{22} \\ \hat{\boldsymbol{\tau}}_{12} \end{pmatrix} = \begin{pmatrix} 1 - \frac{b_{12}}{b_2} \xi & \frac{a_{12}a_2}{b_2^2} \xi & \frac{a_{12}b_2 - a_2b_{12}}{b_2^2} \xi & \eta & \frac{a_2^2}{b_2^2} \xi \\ \frac{b_1b_{12}}{a_1^2} \eta & 1 - \frac{a_{12}}{a_1} \eta & \frac{a_1b_{12} - a_{12}b_1}{a_1^2} \eta & \frac{b_1^2}{a_1^2} \eta & \xi \\ \frac{b_{12}}{a_1} \eta & \frac{a_{12}}{b_2} \xi & 1 - \frac{b_{12}}{b_2} \xi - \frac{a_{12}}{a_1} \eta & \frac{b_1}{a_1} \eta & \frac{a_2}{b_2} \xi \end{pmatrix} \beta^\tau \text{ for } \beta^\tau \in \mathbb{R}^5. \quad (3.14)$$

Then the corresponding stress space for the ECQ4 finite element is

$$\Sigma_h^{EC} := \{\boldsymbol{\tau} \in \Sigma : \hat{\boldsymbol{\tau}} = \boldsymbol{\tau}|_K \circ F_K \text{ is of form (3.14) for all } K \in T_h\}.$$

Remark 3.4. *The stress mode of ECQ4 can be viewed as a modified version of PS mode with a perturbation term:*

$$\begin{aligned} & \begin{pmatrix} 1 - \frac{b_{12}}{b_2} \xi & \frac{a_{12}a_2}{b_2^2} \xi & \frac{a_{12}b_2 - a_2b_{12}}{b_2^2} \xi & \eta & \frac{a_2^2}{b_2^2} \xi \\ \frac{b_1b_{12}}{a_1^2} \eta & 1 - \frac{a_{12}}{a_1} \eta & \frac{a_1b_{12} - a_{12}b_1}{a_1^2} \eta & \frac{b_1^2}{a_1^2} \eta & \xi \\ \frac{b_{12}}{a_1} \eta & \frac{a_{12}}{b_2} \xi & 1 - \frac{b_{12}}{b_2} \xi - \frac{a_{12}}{a_1} \eta & \frac{b_1}{a_1} \eta & \frac{a_2}{b_2} \xi \end{pmatrix} \\ &= \begin{pmatrix} 1 & 0 & 0 & \eta & \frac{a_2^2}{b_2^2} \xi \\ 0 & 1 & 0 & \frac{b_1^2}{a_1^2} \eta & \xi \\ 0 & 0 & 1 & \frac{b_1}{a_1} \eta & \frac{a_2}{b_2} \xi \end{pmatrix} + \begin{pmatrix} -\frac{b_{12}}{b_2} \xi & \frac{a_{12}a_2}{b_2^2} \xi & \frac{a_{12}b_2 - a_2b_{12}}{b_2^2} \xi & 0 & 0 \\ \frac{b_1b_{12}}{a_1^2} \eta & -\frac{a_{12}}{a_1} \eta & \frac{a_1b_{12} - a_{12}b_1}{a_1^2} \eta & 0 & 0 \\ \frac{b_{12}}{a_1} \eta & \frac{a_{12}}{b_2} \xi & -\frac{b_{12}}{b_2} \xi - \frac{a_{12}}{a_1} \eta & 0 & 0 \end{pmatrix}. \end{aligned}$$

Remark 3.5. *When $K \in T_h$ is a parallelogram, the stress mode of ECQ4 is reduced to that of PS due to $a_{12} = b_{12} = 0$. Thus, PS and ECQ4 are equivalent on parallelogram meshes.*

Define the bubble function space

$$B_h := \{\mathbf{v}^b \in (L^2(\Omega))^2 : \hat{\mathbf{v}}^b(\xi, \eta) = \mathbf{v}^b|_K \circ F_K \in \text{span}\{\xi^2 - 1, \eta^2 - 1\}^2 \text{ for all } K \in T_h\}. \quad (3.15)$$

Then for any $\mathbf{v}^b \in B_h$, we have

$$\hat{\mathbf{v}}^b = \mathbf{v}^b \circ F_K = \begin{pmatrix} \frac{u_\xi}{2}(\xi^2 - 1) + \frac{u_\eta}{2}(\eta^2 - 1) \\ \frac{v_\xi}{2}(\xi^2 - 1) + \frac{v_\eta}{2}(\eta^2 - 1) \end{pmatrix} \quad (3.16)$$

with $u_\xi, u_\eta, v_\xi, v_\eta \in R$.

Remark 3.6. *It is easy to know (see [26]) that for any $K \in T_h$, $|u_\xi| + |u_\eta| + |v_\xi| + |v_\eta| \lesssim |\mathbf{v}^b|_{1,K}$.*

Define the modified partial derivatives $\frac{\partial v}{\partial x}, \frac{\partial v}{\partial y}$, the modified divergence $\tilde{\text{div}} \mathbf{v}$ and the modified strain $\tilde{\varepsilon}(\mathbf{v})$ respectively as follows [34]: for $K \in T_h$,

$$(J_K \frac{\partial v}{\partial x}|_K \circ F_K)(\xi, \eta) = \frac{\partial y}{\partial \eta}(0, 0) \frac{\partial \hat{v}}{\partial \xi} - \frac{\partial y}{\partial \xi}(0, 0) \frac{\partial \hat{v}}{\partial \eta} = b_2 \frac{\partial \hat{v}}{\partial \xi} - b_1 \frac{\partial \hat{v}}{\partial \eta},$$

$$\begin{aligned}
(J_K \frac{\partial v}{\partial y}|_K \circ F_K)(\xi, \eta) &= -\frac{\partial x}{\partial \eta}(0, 0) \frac{\partial \hat{v}}{\partial \xi} + \frac{\partial x}{\partial \xi}(0, 0) \frac{\partial \hat{v}}{\partial \eta} = -a_2 \frac{\partial \hat{v}}{\partial \xi} + a_1 \frac{\partial \hat{v}}{\partial \eta}, \\
\tilde{\text{div}} \mathbf{v}|_K &= \frac{\partial u}{\partial x} + \frac{\partial v}{\partial y}, \\
\tilde{\varepsilon}(\mathbf{v})|_K &= \begin{pmatrix} \frac{\partial u}{\partial x} & \frac{1}{2}(\frac{\partial u}{\partial y} + \frac{\partial v}{\partial x}) \\ \frac{1}{2}(\frac{\partial u}{\partial y} + \frac{\partial v}{\partial x}) & \frac{\partial v}{\partial y} \end{pmatrix}.
\end{aligned}$$

It is easy to verify that the PS stress mode satisfies the relation (see [23])

$$\int_K \boldsymbol{\tau} : \tilde{\varepsilon}(\mathbf{v}^b) d\mathbf{x} = 0 \quad \text{for all } \mathbf{v}^b \in B_h, \quad (3.17)$$

or equivalently

$$\int_K (\boldsymbol{\tau} - \boldsymbol{\tau}_0) : \varepsilon(\mathbf{v}^b) d\mathbf{x} = 0 \quad \text{for all } \mathbf{v}^b \in B_h$$

for all $\boldsymbol{\tau} \in \Sigma_h^{PS}$, with $\boldsymbol{\tau}_0$ the constant part of $\boldsymbol{\tau}$, and that the ECQ4 stress mode satisfies the so-called energy-compatibility condition (see [30, 35])

$$\int_K \boldsymbol{\tau} : \varepsilon(\mathbf{v}^b) d\mathbf{x} = 0 \quad \text{for all } \mathbf{v}^b \in B_h \quad (3.18)$$

for all $\boldsymbol{\tau} \in \Sigma_h^{EC}$. As a result, the stress spaces $\Sigma_h^{PS}, \Sigma_h^{EC}$ can also be rewritten as

$$\begin{aligned}
\Sigma_h^{PS} &= \{ \boldsymbol{\tau} \in \Sigma : \hat{\boldsymbol{\tau}}_{ij} = \boldsymbol{\tau}_{ij}|_K \circ F_K \in P_1(\xi, \eta), \int_K \boldsymbol{\tau} : \tilde{\varepsilon}(\mathbf{v}^b) d\mathbf{x} = 0, \\
&\quad 1 \leq i \leq j \leq 2 \text{ for all } \mathbf{v}^b \in B_h, K \in T_h \}, \quad (3.19)
\end{aligned}$$

$$\begin{aligned}
\Sigma_h^{EC} &= \{ \boldsymbol{\tau} \in \Sigma : \hat{\boldsymbol{\tau}}_{ij} = \boldsymbol{\tau}_{ij}|_K \circ F_K \in P_1(\xi, \eta), \int_K \boldsymbol{\tau} : \varepsilon(\mathbf{v}^b) d\mathbf{x} = 0, \\
&\quad 1 \leq i \leq j \leq 2 \text{ for all } \mathbf{v}^b \in B_h, K \in T_h \}. \quad (3.20)
\end{aligned}$$

With the continuous isoparametric bilinear displacement approximation V_h given in (3.11), the corresponding hybrid finite element schemes for PS and ECQ4 are obtained by respectively taking $\Sigma_h = \Sigma_h^{PS}$ and $\Sigma_h = \Sigma_h^{EC}$ in the discretized model (3.9)(3.10).

Remark 3.7. *Since the stress approximation of the hybrid elements is piecewise-independent, the stress parameters, β^τ in (3.13) or (3.14), can be eliminated at the element level. In this sense, the computational cost of the hybrid methods is almost the same as that of the isoparametric bilinear element.*

3.3. Numerical performance of hybrid elements

Three test problems are used to examine numerical performance of the hybrid elements PS/ECQ4. The former two are benchmark tests widely used in literature, e.g. [18, 19, 30, 31, 32, 35], to test membrane elements while using coarse meshes, where no analytical forms of the exact solutions were given and numerical results were only computed at some special points. Here we give the explicit forms of the exact solutions and compute the stress error in L^2 -norm and the displacement error in H^1 -seminorm. For comparison, the standard 4-node displacement element, i.e. the isoparametric bilinear element (abbr. bilinear), is also computed with 5×5 Gaussian quadrature. For elements PS and ECQ4, 2×2 Gaussian quadrature is exact in all the problems.

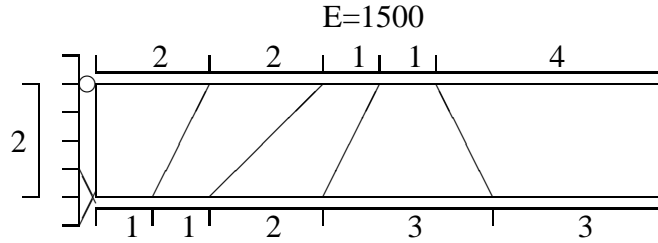


Figure 2: Cantilever beam

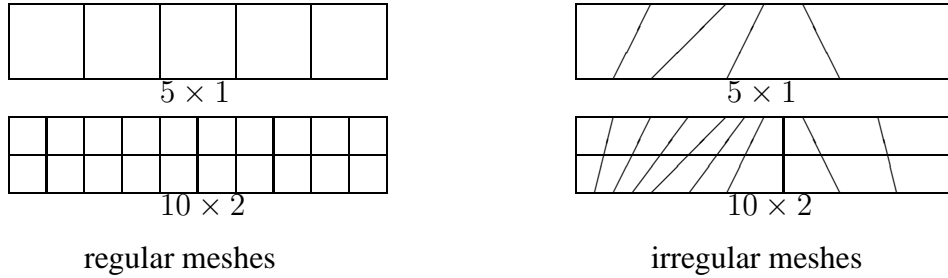


Figure 3: Finite element meshes

Example 1. Beam bending test

A plane stress beam modeled with different meshes is computed (Figure 2 and Figure 3), where the origin of the coordinates x, y is at the midpoint of the left end, the body force $\mathbf{f} = (0, 0)^T$, the surface traction \mathbf{g} on $\Gamma_N = \{(x, y) \in [0, 10] \times [-1, 1] : x = 10 \text{ or } y = \pm 1\}$ is given by $\mathbf{g}|_{x=10} = (-2Ey, 0)^T$, $\mathbf{g}|_{y=\pm 1} = (0, 0)^T$, and the exact solution is

$$\mathbf{u} = \begin{pmatrix} -2xy \\ x^2 + \nu(y^2 - 1) \end{pmatrix}, \quad \boldsymbol{\sigma} = \begin{pmatrix} -2Ey & 0 \\ 0 & 0 \end{pmatrix}.$$

The displacement and stress results, $\frac{\|\mathbf{u} - \mathbf{u}_h\|_1}{\|\mathbf{u}\|_1}$ and $\frac{\|\boldsymbol{\sigma} - \boldsymbol{\sigma}_h\|_0}{\|\boldsymbol{\sigma}\|_0}$, are listed respectively in Tables 1-2 with $\nu = 0.25$ and $E = 1500$. Though of the same first-order convergence rate in the displacement approximation, the hybrid elements results appear

much more accurate when compared with the bilinear element. Amazingly, the hybrid elements yield quite accurate stress results.

Table 1: The results of $\frac{\|\mathbf{u}-\mathbf{u}_h\|_1}{\|\mathbf{u}\|_1}$ in the plain stress beam test

method	regular		mesh		irregular		mesh	
	5×1	10×2	20×4	40×8	5×1	10×2	20×4	40×8
bilinear	0.3256	0.1106	0.03376	0.01165	0.5777	0.2668	0.09273	0.02881
PS	0.07269	0.03635	0.01817	0.009087	0.1429	0.06303	0.03113	0.01552
ECQ4	0.07269	0.03635	0.01817	0.009087	0.1313	0.06256	0.03107	0.01551

Table 2: The results of $\frac{\|\boldsymbol{\sigma}-\boldsymbol{\sigma}_h\|_0}{\|\boldsymbol{\sigma}\|_0}$ in the plain stress beam test

method	regular		mesh		irregular		mesh	
	5×1	10×2	20×4	40×8	5×1	10×2	20×4	40×8
bilinear	0.5062	0.2951	0.1545	0.07826	0.7242	0.4854	0.2809	0.1481
PS	0	0	0	0	0.2663	0.05559	0.01134	0.002551
ECQ4	0	0	0	0	0.1780	0.03517	0.007324	0.001666

Example 2. Poisson's ratio locking-free test

A plane strain pure bending cantilever beam is used to test locking-free performance, with the same domain and meshes as in Figures 2 and 3. In this case, the body force $\mathbf{f} = (0, 0)^T$, the surface traction \mathbf{g} on $\Gamma_N = \{(x, y) \in [0, 10] \times [-1, 1] : x = 10 \text{ or } y = \pm 1\}$ is given by $\mathbf{g}|_{x=10} = (-2Ey, 0)^T$, $\mathbf{g}|_{y=\pm 1} = (0, 0)^T$, and the exact solution is

$$\mathbf{u} = \begin{pmatrix} -2(1-\nu^2)xy \\ (1-\nu^2)x^2 + \nu(1+\nu)(y^2-1) \end{pmatrix}, \quad \boldsymbol{\sigma} = \begin{pmatrix} -2Ey & 0 \\ 0 & 0 \end{pmatrix}.$$

The numerical results with $E = 1500$ and different values of Poisson ratio ν are listed in Tables 3-7. As we can see, the bilinear element deteriorates as $\nu \rightarrow 0.5$ or $\lambda \rightarrow \infty$, whereas the two hybrid elements give uniformly good results, with first order accuracy for the displacement approximation in H^1 -seminorm and second order accuracy for the stress in L^2 -norm.

Example 3. A new plane stress test

In the latter two tests, the hybrid elements give quite accurate numerical results for the stress approximation. This is partially owing to the fact that the analytical stress solutions are linear polynomials in both cases. To verify this, we compute a new plane stress test with the same domain and meshes as in Figures 2 and 3. Here the body force has the form $\mathbf{f} = -(6y^2, 6x^2)^T$, the surface traction \mathbf{g} on $\Gamma_N = \{(x, y) : x = 10, -1 \leq y \leq 1\}$ is given by $\mathbf{g} = (0, 2000 + 2y^3)^T$, and the exact solution is

$$\mathbf{u} = \frac{\nu+1}{E}(y^4, x^4)^T, \quad \boldsymbol{\sigma} = \begin{pmatrix} 0 & 2(x^3 + y^3) \\ 2(x^3 + y^3) & 0 \end{pmatrix}.$$

Table 3: The results of $\frac{|\mathbf{u}-\mathbf{u}_h|_1}{|\mathbf{u}|_1}$ for the bilinear element in the plane strain test

ν	regular		mesh		irregular		mesh	
	5×1	10×2	20×4	40×8	5×1	10×2	20×4	40×8
0.49	0.9253	0.7547	0.4353	0.1620	0.8862	0.7641	0.5351	0.2597
0.499	0.9921	0.9690	0.8866	0.6619	0.9515	0.9241	0.8530	0.6978
0.4999	0.9992	0.9968	0.9874	0.9514	0.9615	0.9567	0.9446	0.9067
0.49999	0.9999	0.9997	0.9987	0.9949	0.9626	0.9606	0.9591	0.9540

Table 4: The results of $\frac{|\mathbf{u}-\mathbf{u}_h|_1}{|\mathbf{u}|_1}$ for PS in the plane strain test

ν	regular		mesh		irregular		mesh	
	5×1	10×2	20×4	40×8	5×1	10×2	20×4	40×8
0.49	0.09759	0.04879	0.02440	0.01220	0.1557	0.07342	0.03649	0.01822
0.499	0.09931	0.04965	0.02483	0.01241	0.1567	0.07410	0.03684	0.01839
0.4999	0.09948	0.04974	0.02487	0.01244	0.1569	0.07418	0.03688	0.01841
0.49999	0.09950	0.04975	0.02488	0.01244	0.1569	0.07418	0.03688	0.01841

Table 5: The results of $\frac{\|\boldsymbol{\sigma}-\boldsymbol{\sigma}_h\|_0}{\|\boldsymbol{\sigma}\|_0}$ for PS in the plane strain test

ν	regular		mesh		irregular		mesh	
	5×1	10×2	20×4	40×8	5×1	10×2	20×4	40×8
0.49	0	0	0	0	0.2286	0.04566	0.009326	0.002094
0.499	0	0	0	0	0.2268	0.0452	0.009238	0.002073
0.4999	0	0	0	0	0.2266	0.04516	0.009229	0.002071
0.49999	0	0	0	0	0.2266	0.04516	0.009229	0.002071

Table 6: The results of $\frac{|\mathbf{u}-\mathbf{u}_h|_1}{|\mathbf{u}|_1}$ for ECQ4 in the plane strain test

ν	regular		mesh		irregular		mesh	
	5×1	10×2	20×4	40×8	5×1	10×2	20×4	40×8
0.49	0.09759	0.04879	0.02440	0.01220	0.1512	0.07321	0.03647	0.01821
0.499	0.09931	0.04965	0.02483	0.01241	0.1526	0.07392	0.03682	0.01839
0.4999	0.09948	0.04974	0.02487	0.01244	0.1527	0.07399	0.03686	0.01841
0.49999	0.09950	0.04975	0.02488	0.01244	0.1569	0.07418	0.03688	0.01841

We only compute the the case of $E = 1500$, $\nu = 0.25$ for PS and ECQ4 and list the results in Tables 8-9. It is easy to see that the displacement accuracy in H^1 -seminorm, as well as the stress accuracy in L^2 -norm, is of order 1.

Table 7: The results of $\frac{\|\sigma - \sigma_h\|_0}{\|\sigma\|_0}$ for ECQ4 in the plane strain test

ν	regular		mesh		irregular		mesh	
	5×1	10×2	20×4	40×8	5×1	10×2	20×4	40×8
0.49	0	0	0	0	0.1780	0.03456	0.007270	0.001661
0.499	0	0	0	0	0.1780	0.03455	0.007274	0.001662
0.4999	0	0	0	0	0.1780	0.03455	0.007275	0.001662
0.49999	0	0	0	0	0.1780	0.03455	0.007275	0.001662

Table 8: The error $\frac{|\mathbf{u} - \mathbf{u}_h|_1}{|\mathbf{u}|_1}$ of Example 3

method	regular		mesh		irregular		mesh	
	10×2	20×4	40×8	80×16	10×2	20×4	40×8	80×16
PS	0.1022	0.05120	0.02561	0.01281	0.1815	0.08968	0.04470	0.02233
ECQ4	0.1022	0.05120	0.02561	0.01281	0.1815	0.08968	0.04470	0.02233

Table 9: The error $\frac{\|\sigma - \sigma_h\|_0}{\|\sigma\|_0}$ of Example 3

method	regular		mesh		irregular		mesh	
	10×2	20×4	40×8	80×16	10×2	20×4	40×8	80×16
PS	0.1022	0.05120	0.02561	0.01281	0.1806	0.08590	0.04239	0.02113
ECQ4	0.1022	0.05120	0.02561	0.01281	0.1850	0.09103	0.04532	0.02264

4. Uniform a priori error estimates

4.1. Error analysis for the PS finite element

To derive uniform error estimates for the hybrid methods, according to the mixed method theory [6, 7], we need the following two discrete versions of the stability conditions (A1) and (A2):

(A1_h) Discrete Kernel-coercivity: For any $\boldsymbol{\tau} \in Z_h := \{\boldsymbol{\tau} \in \Sigma_h : \int_{\Omega} \boldsymbol{\tau} : \varepsilon(\mathbf{v}) d\mathbf{x} = 0, \text{ for all } \mathbf{v} \in V_h\}$, it holds

$$\|\boldsymbol{\tau}\|_0^2 \lesssim a(\boldsymbol{\tau}, \boldsymbol{\tau});$$

(A2_h) Discrete inf-sup condition: For any $\mathbf{v} \in V_h$, it holds

$$|\mathbf{v}|_1 \lesssim \sup_{0 \neq \boldsymbol{\tau} \in \Sigma_h} \frac{\int_{\Omega} \boldsymbol{\tau} : \varepsilon(\mathbf{v}) d\mathbf{x}}{\|\boldsymbol{\tau}\|_0}.$$

Introduce the spaces

$$W_h := \{q \in L^2(\Omega) : \hat{q} = q|_K \circ F_K \in P_1(\hat{K}) \text{ for all } K \in T_h\},$$

$$\bar{W}_h := \{\bar{q} \in W_h : \bar{q}|_K \in P_0(K) \text{ for all } K \in T_h\}.$$

To prove the stability condition $(A1_h)$ for the PS finite element, we need the following lemma.

Lemma 4.1. ([34]) *Let the partition T_h satisfy the shape-regularity condition (3.1). Assume that for any $\bar{q} \in \bar{W}_h$, there exists some $\mathbf{v} \in V_h$ with*

$$\|\bar{q}\|_0^2 \lesssim \int_{\Omega} \bar{q} \operatorname{div} \mathbf{v} d\mathbf{x}, \quad |\mathbf{v}|_1^2 \lesssim \|\bar{q}\|_0^2. \quad (4.1)$$

Then it holds

$$\|q\|_0 \lesssim \sup_{\mathbf{v} \in V_h, \mathbf{v}^b \in B_h} \frac{\int_{\Omega} q(\operatorname{div} \mathbf{v} + \tilde{\operatorname{div}} \mathbf{v}^b) d\mathbf{x}}{|\mathbf{v} + \mathbf{v}^b|_{1,h}} \quad \text{for all } q \in W_h, \quad (4.2)$$

where the semi-norm $|\cdot|_{1,h}$ on $V_h + B_h$ is defined as $|\cdot|_{1,h} := (\sum_{K \in T_h} |\cdot|_{1,K}^2)^{\frac{1}{2}}$.

Remark 4.1. Under the shape-regularity condition (3.1), the following special property has been shown in [34]:

$$|\mathbf{v}|_1 + |\mathbf{v}^b|_{1,h} \lesssim |\mathbf{v} + \mathbf{v}^b|_{1,h} \lesssim |\mathbf{v}|_1 + |\mathbf{v}^b|_{1,h} \quad \text{for all } \mathbf{v} \in V_h, \mathbf{v}^b \in B_h.$$

In view of this lemma, we have

Theorem 4.1. Under the same conditions as in Lemma 4.1, the uniform discrete Kernel-coercivity condition $(A1_h)$ holds for the PS finite element with $\boldsymbol{\sigma}_h = \boldsymbol{\sigma}_h^{PS}$.

Proof. Similar to the proof of Theorem 2.1, it suffices to show $\|tr \boldsymbol{\tau}\|_0 \lesssim \|\boldsymbol{\tau}^D\|_0$ for any $\boldsymbol{\tau} \in Z_h$.

In fact, for $\boldsymbol{\tau} \in Z_h$, for all $\mathbf{v} \in V_h$ and for all $\mathbf{v}^b \in B_h$, it holds

$$\begin{aligned} 0 &= \int_{\Omega} \boldsymbol{\tau} : \varepsilon(\mathbf{v}) d\mathbf{x} \\ &= \int_{\Omega} \boldsymbol{\tau} : (\varepsilon(\mathbf{v}) + \tilde{\varepsilon}(\mathbf{v}^b)) d\mathbf{x} \\ &= \int_{\Omega} \left(\frac{1}{2} tr \boldsymbol{\tau} \mathbf{I} + \boldsymbol{\tau}^D \right) : (\varepsilon(\mathbf{v}) + \tilde{\varepsilon}(\mathbf{v}^b)) d\mathbf{x} \\ &= \int_{\Omega} \frac{1}{2} tr \boldsymbol{\tau} (\operatorname{div} \mathbf{v} + \tilde{\operatorname{div}} \mathbf{v}^b) d\mathbf{x} + \int_{\Omega} \boldsymbol{\tau}^D : (\varepsilon(\mathbf{v}) + \tilde{\varepsilon}(\mathbf{v}^b)) d\mathbf{x}. \end{aligned}$$

Thus, by Lemma 4.1, we get

$$\begin{aligned} \|tr \boldsymbol{\tau}\|_0 &\lesssim \sup_{\mathbf{v} \in V_h, \mathbf{v}^b \in B_h} \frac{\int_{\Omega} tr \boldsymbol{\tau} (\operatorname{div} \mathbf{v} + \tilde{\operatorname{div}} \mathbf{v}^b) d\mathbf{x}}{|\mathbf{v} + \mathbf{v}^b|_{1,h}} \\ &= \sup_{\mathbf{v} \in V_h, \mathbf{v}^b \in B_h} \frac{-2 \int_{\Omega} \boldsymbol{\tau}^D : (\varepsilon(\mathbf{v}) + \tilde{\varepsilon}(\mathbf{v}^b)) d\mathbf{x}}{|\mathbf{v} + \mathbf{v}^b|_{1,h}} \lesssim \|\boldsymbol{\tau}^D\|_0. \end{aligned}$$

This completes the proof. \square

This theorem states that any quadrilateral mesh which is stable for the Stokes element Q1-P0 is sufficient for (A1_h). As we know, the only unstable case for Q1-P0 is the checkerboard mode. Thereupon, any quadrilateral mesh which breaks the checkerboard mode is sufficient for the uniform stability (A1_h).

The latter part of this subsection is devoted to the proof of the discrete inf-sup condition (A2_h). It should be pointed out that in [36] there has been a proof for this stability condition. However, we shall give a more simpler one here.

From (3.12), for any $\mathbf{v} \in V_h$ we have

$$\begin{aligned} J_K \begin{pmatrix} \frac{\partial u}{\partial x} \\ \frac{\partial u}{\partial y} \\ \frac{\partial v}{\partial y} + \frac{\partial v}{\partial x} \end{pmatrix} &= \begin{pmatrix} (U_1 b_2 - U_2 b_1) + (U_1 b_{12} - U_{12} b_1)\xi + (U_{12} b_2 - U_2 b_{12})\eta \\ (V_2 a_1 - V_1 a_2) + (V_{12} a_1 - V_1 a_{12})\xi + (V_2 a_{12} - V_{12} a_2)\eta \\ (U_2 a_1 - U_1 a_2) + (U_{12} a_1 - U_1 a_{12})\xi + (U_2 a_{12} - U_{12} a_2)\eta \\ + (V_1 b_2 - V_2 b_1) + (V_1 b_{12} - V_{12} b_1)\xi + (V_{12} b_2 - V_2 b_{12})\eta \end{pmatrix} \\ &= \begin{pmatrix} b_2 + b_{12}\xi & -b_1 - b_{12}\eta & -b_1\xi + b_2\eta & 0 & 0 \\ 0 & 0 & 0 & a_1 + a_{12}\eta & a_1\xi - a_2\eta \\ -a_2 - a_{12}\xi & a_1 + a_{12}\eta & a_1\xi - a_2\eta & -b_1 - b_{12}\eta & -b_1\xi + b_2\eta \end{pmatrix} \beta^v \quad (4.3) \end{aligned}$$

with $\beta^v = (\beta_1^v, \dots, \beta_5^v)^T := (U_1 + \frac{b_1}{a_1}V_1, U_2 + \frac{b_2}{a_1}V_1, U_{12} + \frac{b_{12}}{a_1}V_1, V_2 - \frac{a_2}{a_1}V_1, V_{12} - \frac{a_{12}}{a_1}V_1)^T$.

Lemma 4.2. For any $\mathbf{v} \in V_h$ and $K \in T_h$, it holds

$$\|\varepsilon(\mathbf{v})\|_{0,K}^2 \lesssim \frac{1}{\min_{(\xi,\eta) \in \hat{K}} J_K(\xi,\eta)} h_K^2 \sum_{1 \leq i \leq 5} (\beta_i^v)^2. \quad (4.4)$$

Proof. From (4.3) we have

$$\begin{aligned} \|\varepsilon(\mathbf{v})\|_{0,K}^2 &= \int_K \varepsilon(\mathbf{v}) : \varepsilon(\mathbf{v}) dx \\ &= \int_{\hat{K}} \left[((b_2 + b_{12}\xi)\beta_1^v - (b_1 + b_{12}\eta)\beta_2^v - (b_1\xi - b_2\eta)\beta_3^v)^2 + ((a_1 + a_{12}\eta)\beta_4^v + (a_1\xi - a_2\eta)\beta_5^v)^2 \right. \\ &\quad \left. + \frac{1}{2}(-(a_2 + a_{12}\xi)\beta_1^v + (a_1 + a_{12}\eta)\beta_2^v + (a_1\xi - a_2\eta)\beta_3^v - (b_1 + b_{12}\eta)\beta_4^v - (b_1\xi - b_2\eta)\beta_5^v)^2 \right] \\ &\quad \cdot J_K^{-1}(\xi,\eta) d\xi d\eta \\ &\lesssim \frac{1}{\min_{(\xi,\eta) \in \hat{K}} J_K(\xi,\eta)} h_K^2 \sum_{1 \leq i \leq 5} (\beta_i^v)^2. \end{aligned}$$

□

Lemma 4.3. For any $\boldsymbol{\tau} \in \Sigma_h^{PS}$ and $K \in T_h$, it holds

$$\|\boldsymbol{\tau}\|_{0,K}^2 \gtrsim \min_{(\xi,\eta) \in \hat{K}} J_K(\xi,\eta) \sum_{1 \leq i \leq 5} (\beta_i^\tau)^2. \quad (4.5)$$

Proof. The form (3.13) indicates

$$\begin{aligned}\|\boldsymbol{\tau}\|_{0,K}^2 &= \int_K \boldsymbol{\tau} : \boldsymbol{\tau} dx = \int_{\hat{K}} \left[(\beta_1^\tau + \eta\beta_4^\tau + \frac{a_2^2}{b_2^2}\xi\beta_5^\tau)^2 + (\beta_2^\tau + \frac{b_1^2}{a_1^2}\eta\beta_4^\tau + \xi\beta_5^\tau)^2 \right. \\ &\quad \left. + 2(\beta_3^\tau + \frac{b_1}{a_1}\eta\beta_4^\tau + \frac{a_2}{b_2}\xi\beta_5^\tau)^2 \right] J_K(\xi, \eta) d\xi d\eta \\ &\geq \frac{4}{3} \min_{(\xi, \eta) \in \hat{K}} J_K(\xi, \eta) \sum_{1 \leq i \leq 5} (\beta_i^\tau)^2.\end{aligned}$$

□

Lemma 4.4. For any $\mathbf{v} \in V_h$, there exists a $\boldsymbol{\tau}_v \in \Sigma_h^{PS}$ such that for any $K \in T_h$,

$$\int_K \boldsymbol{\tau}_v : \varepsilon(\mathbf{v}) dx = \|\boldsymbol{\tau}_v\|_{0,K}^2 \gtrsim \|\varepsilon(\mathbf{v})\|_{0,K}^2. \quad (4.6)$$

Proof. We follow the same line as in the proof of [Lemma 4.4, [10]].

For $\boldsymbol{\tau} \in \Sigma_h^{PS}$ and $\mathbf{v} \in V_h$, from (3.13) and (4.3) it holds

$$\int_K \boldsymbol{\tau} : \varepsilon(\mathbf{v}) dx = (\beta^\tau)^T \begin{pmatrix} 4b_2 & -4b_1 & 0 & 0 & 0 \\ 0 & 0 & 0 & 4a_1 & 0 \\ -4a_2 & 4a_1 & 0 & -4b_1 & 0 \\ 0 & -\frac{4}{3}\frac{J_1}{a_1} & \frac{4}{3}\frac{J_0}{a_1} & -\frac{4}{3}\frac{b_1J_1}{a_1^2} & \frac{4}{3}\frac{b_1J_0}{a_1^2} \\ -\frac{4}{3}\frac{a_2J_2}{b_2^2} & 0 & \frac{4}{3}\frac{a_2J_0}{b_2^2} & 0 & \frac{4}{3}\frac{J_0}{b_2} \end{pmatrix} \beta^v := (\beta^\tau)^T \mathbf{A} \beta^v.$$

By mean value theorem, there exists a point $(\xi_0, \eta_0) \in [-1, 1]^2$ such that

$$\|\boldsymbol{\tau}\|_{0,K}^2 = J_K(\xi_0, \eta_0) (\beta^\tau)^T \mathbf{D} \beta^\tau \quad (4.7)$$

with $\mathbf{D} = \text{diag} \left(4, 4, 8, \frac{4}{3}[1 + 2(\frac{b_1}{a_1})^2 + (\frac{b_1^2}{a_1^2})^2], \frac{4}{3}[1 + 2(\frac{a_2}{b_2})^2 + (\frac{a_2^2}{b_2^2})^2] \right)$.

Denote $\tilde{\mathbf{D}} := \text{diag} \left(1, 1, 1, \frac{a_1^4}{a_1^4 + 2a_1^2b_1^2 + b_1^4}, \frac{b_2^4}{a_2^4 + 2a_2^2b_2^2 + b_2^4} \right)$,

$$\tilde{\mathbf{A}} := \begin{pmatrix} b_2 & -b_1 & 0 & 0 & 0 \\ 0 & 0 & 0 & a_1 & 0 \\ -\frac{a_2}{2} & \frac{a_1}{2} & 0 & -\frac{b_1}{2} & 0 \\ 0 & -\frac{J_1}{a_1} & \frac{J_0}{a_1} & -\frac{b_1J_1}{a_1^2} & \frac{b_1J_0}{a_1^2} \\ -\frac{a_2J_2}{b_2^2} & 0 & \frac{a_2J_0}{b_2^2} & 0 & \frac{J_0}{b_2} \end{pmatrix},$$

and take

$$\boldsymbol{\tau}_v = \begin{pmatrix} 1 & 0 & 0 & \eta & \frac{a_2^2}{b_2^2}\xi \\ 0 & 1 & 0 & \frac{b_1^2}{a_1^2}\eta & \xi \\ 0 & 0 & 1 & \frac{b_1}{a_1}\eta & \frac{a_2}{b_2}\xi \end{pmatrix} \beta^{\tau,v}$$

with

$$\beta^{\tau,v} = \frac{1}{J_K(\xi_0, \eta_0)} \mathbf{D}^{-1} \mathbf{A} \beta^v = \frac{1}{J_K(\xi_0, \eta_0)} \tilde{\mathbf{D}} \tilde{\mathbf{A}} \beta^v, \quad (4.8)$$

we then obtain

$$\int_K \boldsymbol{\tau}_v : \boldsymbol{\varepsilon}(\mathbf{v}) d\mathbf{x} = \|\boldsymbol{\tau}_v\|_{0,K}^2. \quad (4.9)$$

On the other hand, (4.8) yields

$$\beta^v = J_K(\xi_0, \eta_0) \tilde{\mathbf{A}}^{-1} \tilde{\mathbf{D}}^{-1} \beta^{\tau,v}$$

with

$$\tilde{\mathbf{A}}^{-1} = \begin{pmatrix} \frac{a_1}{J_0} & \frac{b_1^2}{\frac{a_1 J_0}{b_1 b_2}} & \frac{2b_1}{J_0} & 0 & 0 \\ \frac{a_2}{J_0} & \frac{a_1 J_0}{b_1 b_2} & \frac{2b_2}{J_0} & 0 & 0 \\ \frac{a_1 a_2 (b_2 J_1 - b_1 J_2)}{J_0^3} & \frac{2b_1 b_2^2 J_1}{J_0^3} - \frac{a_2 b_1^2 J_2}{a_1 J_0^3} & \frac{2(a_1 b_2^2 J_1 - a_2 b_1^2 J_2)}{J_0^3} & \frac{a_1^2 b_2}{J_0^2} & \frac{-b_1 b_2^2}{J_0^2} \\ 0 & \frac{1}{a_1 J_0^3} & 0 & 0 & 0 \\ \frac{a_1 a_2 (-a_2 J_1 + a_1 J_2)}{J_0^3} & \frac{-2a_2 b_1 b_2 J_1}{J_0^3} + \frac{a_2^2 b_1^2 J_1}{a_1 J_0^3} + \frac{a_2 b_1^2 J_2}{J_0^3} & \frac{2a_1 a_2 (-b_2 J_1 + b_1 J_2)}{J_0^3} & \frac{-a_1^2 a_2}{J_0^2} & \frac{a_1 b_2^2}{J_0^2} \end{pmatrix}$$

and $\tilde{\mathbf{D}}^{-1} = \text{diag} \left(1, 1, 1, \frac{a_1^4 + 2a_1^2 b_1^2 + b_1^4}{a_1^4}, \frac{a_2^4 + 2a_2^2 b_2^2 + b_2^4}{b_2^4} \right)$. This relation, together with Lemma 3.1, (3.7) and (3.8), imply

$$\sum_{1 \leq i \leq 5} (\beta_i^v)^2 \lesssim h_K^2 \sum_{1 \leq i \leq 5} (\beta_i^{\tau,v})^2.$$

Combining this inequality with Lemmas 4.2-4.3 and (3.8), we arrive at

$$\|\boldsymbol{\tau}_v\|_{0,K}^2 \gtrsim \|\boldsymbol{\varepsilon}(\mathbf{v})\|_{0,K}^2.$$

This inequality, together (4.9), shows the conclusion. \square

Theorem 4.2. *Let the partition T_h satisfy the shape-regularity condition (3.1). Then the uniform discrete inf-sup condition $(A2_h)$ holds with $\Sigma_h = \Sigma_h^{PS}$.*

Proof. From Lemma 4.4, for any $\mathbf{v} \in V_h$, there exists $\boldsymbol{\tau}_v \in \Sigma_h^{PS}$ such that (4.6) holds. Then it holds

$$\begin{aligned} \|\boldsymbol{\tau}_v\|_0 |\mathbf{v}|_1 &\lesssim \left(\sum_K \int_K \boldsymbol{\tau}_v : \boldsymbol{\tau}_v d\mathbf{x} \right)^{\frac{1}{2}} \left(\sum_K \int_K \boldsymbol{\varepsilon}(\mathbf{v}) : \boldsymbol{\varepsilon}(\mathbf{v}) d\mathbf{x} \right)^{\frac{1}{2}} \\ &\lesssim \sum_K \int_K \boldsymbol{\tau}_v : \boldsymbol{\tau}_v d\mathbf{x} \lesssim \int_\Omega \boldsymbol{\tau}_v : \boldsymbol{\varepsilon}(\mathbf{v}) d\mathbf{x}, \end{aligned}$$

where in the first inequality the equivalence of the seminorm $|\boldsymbol{\varepsilon}(\cdot)|_0$ and the norm $\|\cdot\|_1$ on the space V is used. Then the uniform stability inequality $(A2_h)$ follows from

$$|\mathbf{v}|_1 \lesssim \frac{\int_\Omega \boldsymbol{\tau}_v : \boldsymbol{\varepsilon}(\mathbf{v}) d\mathbf{x}}{\|\boldsymbol{\tau}_v\|_0} \leq \sup_{\boldsymbol{\tau} \in \Sigma_h^{PS}} \frac{\int_\Omega \boldsymbol{\tau} : \boldsymbol{\varepsilon}(\mathbf{v}) d\mathbf{x}}{\|\boldsymbol{\tau}\|_0} \quad \text{for all } \mathbf{v} \in V_h.$$

\square

Combining Theorem 4.1 and Theorem 4.2, we immediately have the following uniform error estimates.

Theorem 4.3. *Let $(\boldsymbol{\sigma}, \mathbf{u}) \in \Sigma \times V$ be the solution of the variational problem (2.1)(2.2). Under the same condition as in Lemma 4.1, the discretization problem (3.9)(3.10) admits a unique solution $(\boldsymbol{\sigma}_h, \mathbf{u}_h) \in \Sigma_h^{PS} \times V_h$ such that*

$$\|\boldsymbol{\sigma} - \boldsymbol{\sigma}_h\|_0 + \|\mathbf{u} - \mathbf{u}_h\|_1 \lesssim \inf_{\boldsymbol{\tau} \in \Sigma_h^{PS}} \|\boldsymbol{\sigma} - \boldsymbol{\tau}\|_0 + \inf_{\mathbf{v} \in V_h} \|\mathbf{u} - \mathbf{v}\|_1. \quad (4.10)$$

In addition, let $p_h = -\frac{1}{2} \text{tr} \boldsymbol{\sigma}_h$ be the approximation of the pressure $p = -(\mu + \lambda) \text{div} \mathbf{u} = -\frac{1}{2} \text{tr} \boldsymbol{\sigma}$, then it holds

$$\|p - p_h\|_0 \lesssim \inf_{\boldsymbol{\tau} \in \Sigma_h^{PS}} \|\boldsymbol{\sigma} - \boldsymbol{\tau}\|_0 + \inf_{\mathbf{v} \in V_h} \|\mathbf{u} - \mathbf{v}\|_1. \quad (4.11)$$

Remark 4.2. *Here we recall that “ \lesssim ” denotes “ $\leq C$ ” with C a positive constant independent of λ and h .*

Remark 4.3. *From the standard interpolation theory, the right side terms of (4.10) can be further bounded from above by $Ch(\|\boldsymbol{\sigma}\|_1 + \|\mathbf{u}\|_2)$.*

4.2. Error analysis for ECQ4

Since the stress mode of ECQ4 is actually a modified version of PS's with a perturbation term (see Remark 3.4), the stability analysis for ECQ4 can be carried out by following a similar routine. However, due to the coupling of the constant term with higher order terms, we need to introduce the mesh condition proposed by Shi [26] (Figure 4):

Condition (A) The distance d_K ($d_K = 2\sqrt{a_{12}^2 + b_{12}^2}$) between the midpoints of the diagonals of $K \in T_h$ (Figure 2) is of order $o(h_K)$ uniformly for all elements K as $h \rightarrow 0$.

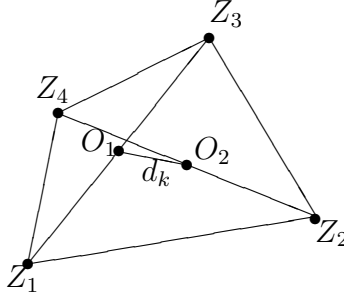


Figure 4: The distance d_K

For the uniform discrete kernel-coercivity $(A1_h)$ we need the following lemma.

Lemma 4.5. *([34]) Let the partition T_h satisfy (3.1). Then for any $q \in W_h$ and $\mathbf{v} \in V_h$, there exists $\mathbf{v}^b \in B_h$ such that*

$$\int_{\Omega} (q - \Pi_0 q) (\text{div} \mathbf{v} + \tilde{\text{div}} \mathbf{v}^b) d\mathbf{x} = \|q - \Pi_0 q\|_0^2, \quad (4.12)$$

$$|\mathbf{v}^b|_{1,h}^2 \lesssim \|q - \Pi_0 q\|_0^2 + 2|\mathbf{v}|_1^2, \quad (4.13)$$

where $\Pi_0 : L^2(\Omega) \rightarrow \bar{W}_h$ is defined by $\Pi_0 q|_K := \frac{1}{4} \int_K J_K^{-1} q d\mathbf{x}$.

We immediately have the following result.

Lemma 4.6. *Let the partition T_h satisfy (3.1) and **Condition (A)**. Then it holds*

$$(1 - o(1))\|q\|_0 \lesssim \sup_{\mathbf{v} \in V_h, \mathbf{v}^b \in B_h} \frac{\int_{\Omega} q (\mathbf{div} \mathbf{v} + \mathbf{div}_h \mathbf{v}^b) d\mathbf{x}}{|\mathbf{v} + \mathbf{v}^b|_{1,h}} \text{ for all } q \in W_h, \quad (4.14)$$

where $o(1)$ means $o(1) \rightarrow 0$ as $h \rightarrow 0$, and \mathbf{div}_h denotes piecewise divergence with respect to T_h .

Proof. For any $q \in W_h$, we can write

$$q|_K \circ F_K = q_0^K + q_1^K \xi + q_2^K \eta.$$

Then it is easy to know that $\Pi_0 q|_K = q_0^K$.

By Lemma 4.1, there exists $\mathbf{v} \in V_h$ such that (4.1) hold with $\bar{q} = \Pi_0 q$. On the other hand, from Lemma 4.3 there exists \mathbf{v}^b satisfying (4.12)(4.13).

Since it holds the relations

$$\int_{\Omega} \Pi_0 q \tilde{\mathbf{div}} \mathbf{v}^b d\mathbf{x} = 0,$$

and

$$\int_{\Omega} (q - \Pi_0 q) \mathbf{div} \mathbf{v}^b d\mathbf{x} = \int_{\Omega} (q - \Pi_0 q) \tilde{\mathbf{div}} \mathbf{v}^b d\mathbf{x},$$

it follows from (4.12), (4.13), (4.1) that

$$\begin{aligned} & |\mathbf{v} + \mathbf{v}^b|_{1,h} \|q\|_0 + \int_{\Omega} \Pi_0 q \mathbf{div} \mathbf{v}^b d\mathbf{x} \\ & \lesssim \|q - \Pi_0 q\|_0^2 + \|\Pi_0 q\|_0^2 + \int_{\Omega} \Pi_0 q \mathbf{div} \mathbf{v}^b d\mathbf{x} \\ & \lesssim \int_{\Omega} (q - \Pi_0 q) (\mathbf{div} \mathbf{v} + \tilde{\mathbf{div}} \mathbf{v}^b) d\mathbf{x} + \int_{\Omega} \Pi_0 q \mathbf{div} \mathbf{v} d\mathbf{x} + \int_{\Omega} \Pi_0 q \mathbf{div} \mathbf{v}^b d\mathbf{x} \\ & = \int_{\Omega} q (\mathbf{div} \mathbf{v} + \mathbf{div} \mathbf{v}^b) d\mathbf{x}. \end{aligned} \quad (4.15)$$

For the second term in the first line of (4.15), from (3.16), Remark 3.6, (3.1), **Condition (A)**, and Remark 4.1, we have

$$\begin{aligned} \left| \int_{\Omega} \Pi_0 q \mathbf{div} \mathbf{v}^b d\mathbf{x} \right| &= \sum_{K \in T_h} \frac{4}{3} |(b_{12}(u_{\xi} - u_{\eta}) + a_{12}(v_{\eta} - v_{\xi}))| \Pi_0 q|_K| \\ &\lesssim \sum_{K \in T_h} \frac{|b_{12}| + |a_{12}|}{h_K} (|u_{\xi}| + |u_{\eta}| + |v_{\eta}| + |v_{\xi}|) \|\Pi_0 q\|_{0,K} \\ &\leq \sum_{K \in T_h} o(1) |\mathbf{v} + \mathbf{v}^b|_{1,K} \|\Pi_0 q\|_{0,K} \leq o(1) |\mathbf{v} + \mathbf{v}^b|_{1,h} \|q\|_0, \end{aligned}$$

which, together with (4.15), yields the desired result. \square

From Lemmas 4.4 and 4.5 we know that, under the assumptions in the lemmas, the inf-sup condition

$$\|q\|_0 \lesssim \sup_{\mathbf{v} \in V_h, \mathbf{v}^b \in B_h} \frac{(\operatorname{div} \mathbf{v} + \operatorname{div} \mathbf{v}^b, q)}{|\mathbf{v} + \mathbf{v}^b|_{1,h}} \quad \text{for all } q \in W_h \quad (4.16)$$

holds when the mesh size h is small enough.

Therefore, following the same routine as in the proof of Theorem 4.2, we arrive at the following result.

Theorem 4.4. *Under **Condition (A)** and the same conditions as in Lemma 4.1, the uniform discrete kernel-coercivity condition (A1_h) holds for ECQ4 with $\Sigma_h = \Sigma_h^{EC}$ and sufficiently small mesh size h .*

Next we show the discrete inf-sup condition (A2_h) holds for the ECQ4 finite element. Notice that **Condition (A)** states

$$\max\{|a_{12}|, |b_{12}|\} = o(h_K), \quad \max\{|J_1|, |J_2|\} = o(h_K^2). \quad (4.17)$$

Recall the element geometric properties (3.7)-(3.8), namely

$$a_1 \approx b_2 \approx h_K, \quad \max\{a_2, b_1\} \lesssim O(h_K), \quad J_0 \approx h_K^2. \quad (4.18)$$

This allows us to view all the terms involving one of the factors a_{12}, b_{12}, J_1, J_2 as higher-order terms. In this sense, the ECQ4 stress mode (3.14) is actually a higher-order oscillation of the PS stress mode (3.13) (cf. Remark 3.4). Thus, under **Condition (A)** Lemmas 4.3-4.4 also hold for ECQ4 stress space Σ_h^{EC} .

As a result, we have the following stability result for the ECQ4 finite element.

Theorem 4.5. *Let the partition T_h satisfy the shape-regularity condition (3.1) and **Condition (A)**. Then the uniform discrete inf-sup condition (A2_h) holds with $\Sigma_h = \Sigma_h^{EC}$.*

Combining Theorem 4.4 and Theorem 4.5, we immediately have the following uniform error estimates for the ECQ4 finite element:

Theorem 4.6. *Let $(\boldsymbol{\sigma}, \mathbf{u}) \in \Sigma \times V$ be the solution of the variational problem (2.1)(2.2). Under the same conditions as in Theorem 4.4, the discretization problem (3.9)(3.10) admits a unique solution $(\boldsymbol{\sigma}_h, \mathbf{u}_h) \in \Sigma_h^{EC} \times V_h$ such that*

$$\|\boldsymbol{\sigma} - \boldsymbol{\sigma}_h\|_0 + |\mathbf{u} - \mathbf{u}_h|_1 \lesssim \inf_{\boldsymbol{\tau} \in \Sigma_h^{EC}} \|\boldsymbol{\sigma} - \boldsymbol{\tau}\|_0 + \inf_{\mathbf{v} \in V_h} |\mathbf{u} - \mathbf{v}|_1. \quad (4.19)$$

In addition, let $p_h = -\frac{1}{2} \operatorname{tr} \boldsymbol{\sigma}_h$ be the approximation of the pressure $p = -(\mu + \lambda) \operatorname{div} \mathbf{u} = -\frac{1}{2} \operatorname{tr} \boldsymbol{\sigma}$, then it holds

$$\|p - p_h\|_0 \lesssim \inf_{\boldsymbol{\tau} \in \Sigma_h^{EC}} \|\boldsymbol{\sigma} - \boldsymbol{\tau}\|_0 + \inf_{\mathbf{v} \in V_h} |\mathbf{u} - \mathbf{v}|_1. \quad (4.20)$$

5. Equivalent EAS schemes

By following the basic idea of [21, 22, 23], this part is devoted to the equivalence between the hybrid stress finite element method and some enhanced strains finite element scheme.

The equivalent enhanced strains method is based on the following modified Hu-Washizu functional:

$$\begin{aligned} \Pi(\boldsymbol{\tau}, \mathbf{v}, \boldsymbol{\gamma}, \boldsymbol{\gamma}^b) = & -\frac{1}{2}b(\boldsymbol{\gamma}, \boldsymbol{\gamma}) + \sum_K \left\{ \int_K \boldsymbol{\tau} : (\boldsymbol{\gamma} - \boldsymbol{\varepsilon}(\mathbf{v}) - \boldsymbol{\gamma}^b) d\mathbf{x} \right. \\ & \left. - \oint_{\Gamma_N \cap \partial K} \mathbf{g} \cdot \mathbf{v} ds - \int_K f \cdot \mathbf{v} d\mathbf{x} \right\}, \end{aligned}$$

where

$$b(\boldsymbol{\alpha}, \boldsymbol{\beta}) = \int_{\Omega} \boldsymbol{\alpha} : \mathbb{C} \boldsymbol{\beta} d\mathbf{x} = \int_{\Omega} (2\mu \boldsymbol{\alpha} : \boldsymbol{\beta} + \lambda \text{tr} \boldsymbol{\alpha} \text{tr} \boldsymbol{\beta}) d\mathbf{x},$$

$\mathbf{v} \in V_h$ is the compatible displacements given in (3.11), $\boldsymbol{\varepsilon}(\mathbf{v}) = (\nabla \mathbf{v} + \nabla^T \mathbf{v})/2$ denotes the strain caused by the displacement vector \mathbf{v} , $\boldsymbol{\tau} \in \tilde{\Sigma}_h$ is the unconstraint stress tensor with

$$\tilde{\Sigma}_h := \{\boldsymbol{\gamma} \in \mathbf{L}^2(\Omega; \mathbb{R}_{sym}^{2 \times 2}) : \hat{\gamma}_{ij} = \gamma_{ij}|_K \circ F_K \in \text{span}\{1, \xi, \eta\} \text{ for } i, j = 1, 2, K \in T_h\},$$

$\boldsymbol{\gamma} \in \tilde{\Sigma}_h$ and $\boldsymbol{\gamma}^b \in U_h^b$ are the independent strain and enhanced strain tensors respectively with

$$U_h^b = U_{PS}^b := \{\tilde{\boldsymbol{\varepsilon}}(\mathbf{v}^b) : \mathbf{v}^b \in B_h\}$$

for the PS finite element, and

$$U_h^b = U_{EC}^b := \{\boldsymbol{\varepsilon}(\mathbf{v}^b) : \mathbf{v}^b \in B_h\}$$

for the ECQ4 finite element.

The variational formulations of the above enhanced strains method read as: Find $(\boldsymbol{\sigma}_h, \mathbf{u}_h, \boldsymbol{\varepsilon}_h, \boldsymbol{\varepsilon}_h^b) \in \tilde{\Sigma}_h \times V_h \times \tilde{\Sigma}_h \times U_h^b$ such that

$$\sum_K \left\{ \int_K \boldsymbol{\tau} : (\boldsymbol{\varepsilon}_h - \boldsymbol{\varepsilon}(\mathbf{u}_h) - \boldsymbol{\varepsilon}_h^b) d\mathbf{x} \right\} = 0 \quad \text{for all } \boldsymbol{\tau} \in \tilde{\Sigma}_h, \quad (5.1)$$

$$b(\boldsymbol{\gamma}, \boldsymbol{\varepsilon}_h) - \int_{\Omega} \boldsymbol{\gamma} : \boldsymbol{\sigma}_h d\mathbf{x} = 0 \quad \text{for all } \boldsymbol{\gamma} \in \tilde{\Sigma}_h, \quad (5.2)$$

$$\int_{\Omega} \boldsymbol{\sigma}_h : \boldsymbol{\varepsilon}(\mathbf{v}) d\mathbf{x} = \sum_K \left\{ \int_K f \cdot \mathbf{v} d\mathbf{x} + \oint_{\Gamma_N \cap \partial K} \mathbf{g} \cdot \mathbf{v} ds \right\} \text{ for all } \mathbf{v} \in V_h, \quad (5.3)$$

$$\int_{\Omega} \boldsymbol{\sigma}_h : \boldsymbol{\gamma}^b d\mathbf{x} = 0 \quad \text{for all } \boldsymbol{\gamma}^b \in U_h^b. \quad (5.4)$$

We claim that the hybrid stress finite element scheme (3.9)(3.10) for PS and ECQ4 is equivalent to the scheme (5.1)-(5.4) in the sense that the stress and displacement solution, $(\boldsymbol{\sigma}_h, \mathbf{u}_h)$, of the latter enhanced strains scheme, also satisfy the equations (3.9)(3.10).

In fact, we decompose $\tilde{\Sigma}_h$ as $\tilde{\Sigma}_h = \Sigma_h \oplus (\tilde{\Sigma}_h \setminus \Sigma_h)$, where $\Sigma_h = \Sigma_h^{PS}$ for the PS finite element and $\Sigma_h = \Sigma_h^{EC}$ for ECQ4. It is easy to see that the relation (5.4) indicates $\boldsymbol{\sigma}_h \in \Sigma_h$. Thus (5.4) is just the same as (3.10).

On the other hand, by using the decomposition of $\tilde{\Sigma}_h$, the equation (5.1) leads to:

$$\sum_K \left\{ \int_K \boldsymbol{\tau} : (\boldsymbol{\varepsilon}_h - \boldsymbol{\varepsilon}(\mathbf{u}_h) - \boldsymbol{\varepsilon}_h^b) d\mathbf{x} \right\} = 0 \quad \text{for all } \boldsymbol{\tau} \in \tilde{\Sigma}_h \setminus \Sigma_h, \quad (5.5)$$

$$\sum_K \left\{ \int_K \boldsymbol{\tau} : (\boldsymbol{\varepsilon}_h - \boldsymbol{\varepsilon}(\mathbf{u}_h) - \boldsymbol{\varepsilon}_h^b) d\mathbf{x} \right\} = 0 \text{ for all } \boldsymbol{\tau} \in \Sigma_h. \quad (5.6)$$

Since $2\mu\boldsymbol{\varepsilon}_h + \lambda \text{tr}\boldsymbol{\varepsilon}_h \mathbf{I} - \boldsymbol{\sigma}_h \in \tilde{\Sigma}_h$, from (5.2) we get $\boldsymbol{\sigma}_h = 2\mu\boldsymbol{\varepsilon}_h + \lambda \text{tr}\boldsymbol{\varepsilon}_h \mathbf{I}$ or $\boldsymbol{\varepsilon}_h = \frac{1}{2\mu}[\boldsymbol{\sigma}_h - \frac{\lambda}{2(\mu+\lambda)} \text{tr}\boldsymbol{\sigma}_h \mathbf{I}]$. Substitute this into (5.6), we then get an equation as same as (3.9). Hence, the equivalence follows.

Notice that one can solve $\boldsymbol{\varepsilon}_h^b$ from the equation (5.5).

Remark 5.1. As shown in [23, 30, 32], we also have two higher-order hybrid stress finite element schemes equivalent to the schemes of PS and ECQ4, respectively. More precisely, the higher-order schemes are given as: Find $(\tilde{\boldsymbol{\sigma}}_h, \tilde{\mathbf{u}}_h, \mathbf{u}_h^b) \in \tilde{\Sigma}_h \times V_h \times B_h$ such that

$$\begin{aligned} a(\tilde{\boldsymbol{\sigma}}_h, \boldsymbol{\tau}) - \int_{\Omega} \boldsymbol{\tau} : (\boldsymbol{\varepsilon}(\tilde{\mathbf{u}}_h) + \boldsymbol{\varepsilon}_M(\mathbf{u}_h^b)) d\mathbf{x} &= 0 \text{ for all } \boldsymbol{\tau} \in \tilde{\Sigma}_h, \\ \int_{\Omega} \tilde{\boldsymbol{\sigma}}_h : (\boldsymbol{\varepsilon}(\mathbf{v}) + \boldsymbol{\varepsilon}_M(\mathbf{v}^b)) d\mathbf{x} &= F(\mathbf{v}) \text{ for all } \mathbf{v} \in V_h, \mathbf{v}^b \in B_h, \end{aligned}$$

where $\boldsymbol{\varepsilon}_M = \tilde{\boldsymbol{\varepsilon}}$ for the PS case and $\boldsymbol{\varepsilon}_M = \boldsymbol{\varepsilon}$ for the ECQ4 case. The equivalence is in the sense that the solutions of the scheme (3.9)-(3.10) for PS and ECQ4 and of the above higher-order scheme satisfy

$$\tilde{\boldsymbol{\sigma}}_h = \boldsymbol{\sigma}_h \quad \text{and} \quad \tilde{\mathbf{u}}_h = \mathbf{u}_h.$$

In fact, due to the constraints (3.17)-(3.18), we can view the higher-order scheme as an unconstrained one derived from the constrained scheme (3.9)-(3.10), with $\mathbf{u}_h^b \in B_h$ being a Lagrange multiplier.

Remark 5.2. Notice that in the hybrid stress finite element scheme (3.9)-(3.10), a term like \mathbb{C}^{-1} is involved. Thus for non-linear problems where \mathbb{C} is not a constant modulus tensor, it is not convenient to implement the hybrid finite element method, while for the enhanced strains method, this is not a difficulty, since one does not need to compute \mathbb{C}^{-1} . However, owing to the equivalence shown above, the hybrid finite element technology with PS and ECQ4 is easily extended to non-linear problems.

6. Uniform a posteriori error estimates for hybrid methods

6.1. A posteriori error analysis

By following the same routine as in [4, 8, 9], one derives the computable upper bound

$$\eta_h^2 := \sum_{K \in T_h} \|h_K(\mathbf{f} + \operatorname{div} \boldsymbol{\sigma}_h)\|_{0,K}^2 + \|\mathbb{C}^{-1} \boldsymbol{\sigma}_h - \varepsilon(\mathbf{u}_h)\|_{0,\Omega}^2 + \sum_{E \in \mathcal{E}_0 \cup \mathcal{E}_N} h_E \|[\boldsymbol{\sigma}_h \mathbf{n}_E]\|_{0,E}^2 \quad (6.1)$$

for the error $\|\boldsymbol{\sigma} - \boldsymbol{\sigma}_h\|_0^2 + |\mathbf{u} - \mathbf{u}_h|_1^2$ of the hybrid finite element methods. Here \mathcal{E}_0 denotes the set of all interior edges of T_h , \mathcal{E}_N the set of all edges on the boundary Γ_N , h_E the length of an edge $E \in \mathcal{E} := \mathcal{E}_0 \cup \mathcal{E}_N$, \mathbf{n}_E the unit normal along E , and $[\boldsymbol{\sigma}_h \mathbf{n}_E]$ the jump of $\boldsymbol{\sigma}_h \mathbf{n}$ on E , especially for $E \in \mathcal{E}_N$, $[\boldsymbol{\sigma}_h \mathbf{n}_E] := \boldsymbol{\sigma}_h \mathbf{n}_E - \mathbf{g}$.

We first define an operator $\mathbb{A} : \Sigma \times V \rightarrow (\Sigma \times V)'$ by

$$\langle \mathbb{A}(\boldsymbol{\sigma}, \mathbf{u}), (\boldsymbol{\tau}, \mathbf{v}) \rangle := a(\boldsymbol{\sigma}, \boldsymbol{\tau}) - \int_{\Omega} \boldsymbol{\sigma} : \varepsilon(\mathbf{v}) d\mathbf{x} - \int_{\Omega} \boldsymbol{\tau} : \varepsilon(\mathbf{u}) d\mathbf{x}$$

for all $\boldsymbol{\sigma}, \boldsymbol{\tau} \in \Sigma$ and $\mathbf{u}, \mathbf{v} \in V$. Then, from (A1), (A2) and Theorem 2.2 we immediately get

Lemma 6.1. *The operator \mathbb{A} defined as above is bounded and bijective, and the operator norms of \mathbb{A} and \mathbb{A}^{-1} are independent of λ and h .*

We need the following weak interpolation operator [2].

Lemma 6.2. *Let the partition T_h satisfy (3.1). Then there exists an operator $\mathcal{J} : V \rightarrow V_h$ such that, for all $\mathbf{v} \in V$,*

$$\|h_{\mathcal{T}}^{-1}(\mathbf{v} - \mathcal{J}\mathbf{v})\|_0 + \|h_{\mathcal{E}}^{-1/2}(\mathbf{v} - \mathcal{J}\mathbf{v})\|_{0,\mathcal{E}} \lesssim |\mathbf{v}|_1. \quad (6.2)$$

In light of this lemma, we have the following a posteriori error estimate for the hybrid finite element scheme (3.9)-(3.10).

Theorem 6.1. *Let the partition T_h satisfy (3.1). Then it holds*

$$\|\boldsymbol{\sigma} - \boldsymbol{\sigma}_h\|_0 + |\mathbf{u} - \mathbf{u}_h|_1 \lesssim \eta_h. \quad (6.3)$$

Remark 6.1. *Here we recall that “ \lesssim ” denotes “ $\leq C$ ” with C a positive constant which is bounded as $\lambda \rightarrow \infty$ and is independent of h .*

Remark 6.2. *In fact, the reliable error estimate in Theorem 6.1 is efficient as well in a sense that the estimate*

$$\sum_{K \in T_h} \|h_K(\mathbf{f} + \operatorname{div} \boldsymbol{\sigma}_h)\|_{0,K}^2 + \sum_{E \in \mathcal{E}} h_E \|[\boldsymbol{\sigma}_h \mathbf{n}_E]\|_{0,E}^2 \lesssim \|\boldsymbol{\sigma} - \boldsymbol{\sigma}_h\|_0^2 + |\mathbf{u} - \mathbf{u}_h|_1^2 + \operatorname{osc}(\mathbf{f}, T_h)^2 \quad (6.4)$$

holds, where $\operatorname{osc}(\mathbf{f}, T_h)^2 := \sum_{K \in T_h} \|h_K(\mathbf{f} - \mathbf{f}_h)\|_{0,K}^2$ for the T_h piecewise constant integral means \mathbf{f}_h . This can be obtained by following similar arguments in [28].

Proof of Theorem 6.1. The desired result can be obtained by following the same routine as in [4]. Here for completeness we give a proof.

In fact, the stability of \mathbb{A} in Lemma 6.1 ensures that

$$\|\boldsymbol{\sigma} - \boldsymbol{\sigma}_h\|_0 + |\mathbf{u} - \mathbf{u}_h|_1 \lesssim \sup_{\boldsymbol{\tau} \in \Sigma, \mathbf{v} \in V} \frac{\langle \mathbb{A}(\boldsymbol{\sigma} - \boldsymbol{\sigma}_h, \mathbf{u} - \mathbf{u}_h), (\boldsymbol{\tau}, \mathbf{v}) \rangle}{\|\boldsymbol{\tau}\|_0 + |\mathbf{v}|_1}.$$

With the relation $\boldsymbol{\sigma} = \mathbb{C}^{-1}\varepsilon(\mathbf{u})$ and the Galerkin orthogonality $\int_{\Omega}(\boldsymbol{\sigma} - \boldsymbol{\sigma}_h) : \varepsilon(\mathcal{J}\mathbf{v})d\mathbf{x} = 0$, this equals

$$\begin{aligned} & \sup_{\boldsymbol{\tau} \in \Sigma, \mathbf{v} \in V} \frac{\int_{\Omega}(\mathbb{C}^{-1}(\boldsymbol{\sigma} - \boldsymbol{\sigma}_h) - \varepsilon(\mathbf{u} - \mathbf{u}_h)) : \boldsymbol{\tau}d\mathbf{x} - \int_{\Omega}(\boldsymbol{\sigma} - \boldsymbol{\sigma}_h) : \varepsilon(\mathbf{v})d\mathbf{x}}{\|\boldsymbol{\tau}\|_0 + |\mathbf{v}|_1} \\ &= \sup_{\boldsymbol{\tau} \in \Sigma, \mathbf{v} \in V} \frac{\int_{\Omega}(\varepsilon(\mathbf{u}_h) - \mathbb{C}^{-1}\boldsymbol{\sigma}_h) : \boldsymbol{\tau}d\mathbf{x} - \int_{\Omega}(\boldsymbol{\sigma} - \boldsymbol{\sigma}_h) : \varepsilon(\mathbf{v} - \mathcal{J}\mathbf{v})d\mathbf{x}}{\|\boldsymbol{\tau}\|_0 + |\mathbf{v}|_1}. \end{aligned}$$

With Cauchy's inequality and integration by parts, plus Lemma 6.2, this is bounded from above by

$$\begin{aligned} & \sup_{\boldsymbol{\tau} \in \Sigma, \mathbf{v} \in V} \left(- \sum_{K \in \mathcal{T}_h} \int_K (\mathbf{f} + \operatorname{div} \boldsymbol{\sigma}_h) : (\mathbf{v} - \mathcal{J}\mathbf{v})d\mathbf{x} + \sum_{E \in \mathcal{E}} [\boldsymbol{\sigma}_h \mathbf{n}_E] \cdot (\mathbf{v} - \mathcal{J}\mathbf{v})ds \right) / |\mathbf{v}|_1 + \\ & \quad + \|\mathbb{C}^{-1}\boldsymbol{\sigma}_h - \varepsilon(\mathbf{u}_h)\|_0 \lesssim \eta_h. \quad \square \end{aligned}$$

6.2. Numerical verification

We compute two examples, Examples 2 and 3 in Section 3.3, to verify the reliability and efficiency of the a posteriori estimator η_h defined in (6.1). We list the results of the relative error e_r , the relative a posteriori error η_r , and the ratio η_r/e_r in Tables 10-12 and Figure 5 with

$$e_r := \frac{(\|\boldsymbol{\sigma} - \boldsymbol{\sigma}_h\|_0^2 + |\mathbf{u} - \mathbf{u}_h|_1^2)^{1/2}}{(\|\boldsymbol{\sigma}\|_0^2 + |\mathbf{u}|_1^2)^{1/2}}, \quad \eta_r := \frac{\eta_h}{(\|\boldsymbol{\sigma}\|_0^2 + |\mathbf{u}|_1^2)^{1/2}}.$$

The numerical results show that the a posteriori estimator η_h is reliable and efficient with the ratio η_r/e_r being close to 1 in Example 2 and being around 4 in Example 3. It should be pointed out that in Figure 5 the mesh-axis coordinates 2, 4, 8, 16 denote the respective meshes $10 \times 2, 20 \times 4, 40 \times 8, 80 \times 16$.

Acknowledgements

This work was supported by DFG Research Center MATHEON. The second author would like to thank the Alexander von Humboldt Foundation for the support through the Alexander von Humboldt Fellowship during his stay at Department of Mathematics of Humboldt-Universität zu Berlin, Germany. Part of his work was

Table 10: Numerical results of the a posteriori error estimator for PS in Example 2

ν		regular	mesh	of	Figure 3	irregular	mesh	of	Figure 3
		10×2	20×4	40×8	80×16	10×2	20×4	40×8	80×16
0.49	$\eta_r(\text{e-4})$	4.3306	2.1653	1.0826	0.5413	500.41	99.415	21.676	4.6915
	$e_r(\text{e-4})$	3.5126	1.7563	0.8781	0.4391	452.18	93.579	21.203	5.1370
	η_r/e_r	1.23	1.23	1.23	1.23	1.11	1.06	1.02	0.91
0.499	$\eta_r(\text{e-4})$	4.3300	2.1650	1.0825	0.5413	496.40	98.740	21.586	4.6974
	$e_r(\text{e-4})$	3.5331	1.7665	0.8833	0.4416	447.56	92.648	20.981	5.0817
	η_r/e_r	1.23	1.23	1.23	1.23	1.11	1.07	1.03	0.92
0.4999	$\eta_r(\text{e-4})$	4.3300	2.1650	1.0825	0.5413	496.00	98.677	21.585	4.7100
	$e_r(\text{e-4})$	3.5352	1.7676	0.8838	0.4419	447.10	92.555	20.959	5.0764
	η_r/e_r	1.22	1.22	1.22	1.22	1.11	1.07	1.03	0.93
0.49999	$\eta_r(\text{e-4})$	4.3300	2.1650	1.0825	0.5413	495.96	98.671	21.585	4.7117
	$e_r(\text{e-4})$	3.5354	1.7677	0.8839	0.4419	447.05	92.546	20.957	5.0759
	η_r/e_r	1.22	1.22	1.22	1.22	1.11	1.07	1.03	0.93

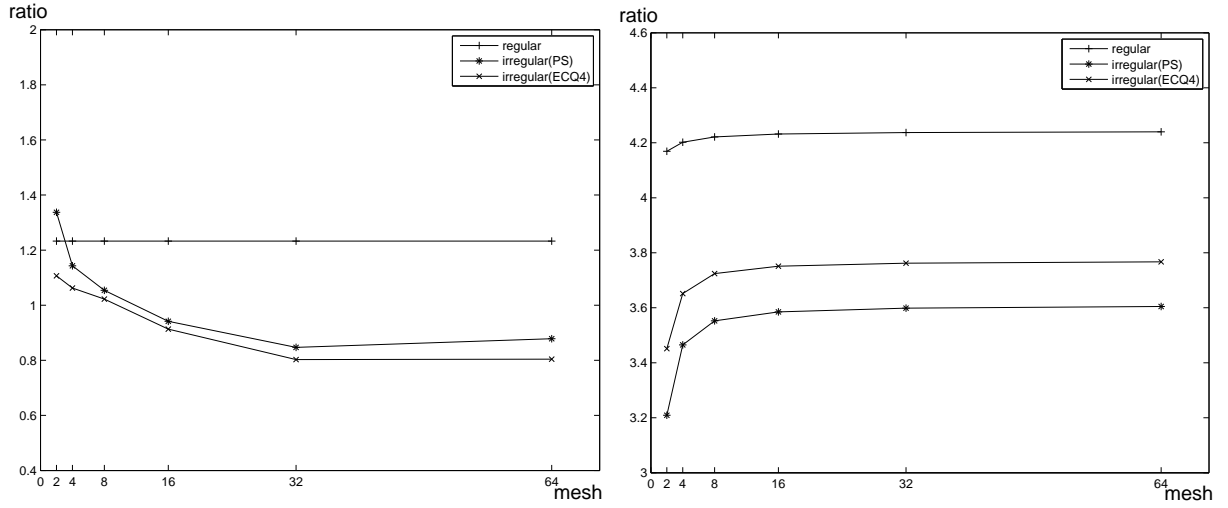
Table 11: Numerical results of the a posteriori error estimator for ECQ4 in Example 2

ν		regular	mesh	of	Figure 3	irregular	mesh	of	Figure 3
		10×2	20×4	40×8	80×16	10×2	20×4	40×8	80×16
0.49	$\eta_r(\text{e-4})$	4.3306	2.1653	1.0826	0.5413	480.69	86.785	18.365	4.0010
	$e_r(\text{e-4})$	3.5126	1.7563	0.8781	0.4391	359.44	75.927	17.426	4.2483
	η_r/e_r	1.23	1.23	1.23	1.23	1.34	1.14	1.05	0.94
0.499	$\eta_r(\text{e-4})$	4.3300	2.1650	1.0825	0.5413	480.66	86.998	18.514	4.0744
	$e_r(\text{e-4})$	3.5331	1.7665	0.8833	0.4416	359.37	75.971	17.436	4.2495
	η_r/e_r	1.23	1.23	1.23	1.23	1.34	1.15	1.06	0.96
0.4999	$\eta_r(\text{e-4})$	4.3300	2.1650	1.0825	0.5413	480.66	87.025	18.538	4.0941
	$e_r(\text{e-4})$	3.5352	1.7676	0.8838	0.4419	359.37	75.977	17.437	4.2500
	η_r/e_r	1.22	1.22	1.22	1.22	1.34	1.15	1.06	0.96
0.49999	$\eta_r(\text{e-4})$	4.3300	2.1650	1.0825	0.5413	480.66	87.027	18.540	4.0965
	$e_r(\text{e-4})$	3.5354	1.7677	0.8839	0.4419	359.37	75.977	17.437	4.2501
	η_r/e_r	1.22	1.22	1.22	1.22	1.34	1.15	1.06	0.97

supported by the National Natural Science Foundation of China (10771150), the National Basic Research Program of China (2005CB321701), and the Program for New Century Excellent Talents in University (NCET-07-0584). The work of the third author was also partly supported by the WCU program through KOSEF (R31-2008-000-10049-0).

Table 12: Numerical results of the a posteriori error estimator in Example 3

method		regular	mesh	of	Figure 3	irregular	mesh	of	Figure 3
		10×2	20×4	40×8	80×16	10×2	20×4	40×8	80×16
PS	η_r	0.4260	0.2152	0.1081	0.05420	0.6232	0.3137	0.1579	0.0793
	e_r	0.1022	0.0512	0.0256	0.0128	0.1806	0.0859	0.0424	0.0211
	η_r/e_r	4.17	4.20	4.22	4.23	3.45	3.65	3.72	3.75
ECQ4	η_r	0.4260	0.2152	0.1081	0.0542	0.5938	0.3154	0.1610	0.0812
	e_r	0.1022	0.0512	0.0256	0.0128	0.1850	0.0910	0.0453	0.0226
	η_r/e_r	4.17	4.20	4.22	4.23	3.21	3.47	3.55	3.59


 (a) Example 2: $\nu = 0.49$

(b) Example 3

 Figure 5: The ratio η_r/e_r for PS and ECQ4

References

- [1] I. Babuška, M. Suri, On locking and robustness in the finite element method, SIAM. J. Numer. Anal., 29: 1261-1293 (1992).
- [2] C. Bernardi, V. Girault, A local regularization operator for triangular and quadrilateral finite elements, SIAM. J. Numer. Anal., 35:1893-1916 (1998).
- [3] D. Braess, Enhanced assumed strain elements and locking in membrane problems, Comput. Meth. Appl. Mech. Energ., 165: 155-174 (1998).
- [4] D. Braess, C. Carstensen, and B. D. Reddy, Uniform convergence and a posteriori estimators for the enhanced strain finite element method, Numer. Math., 96: 461-479 (2004).

- [5] J. H. Bramble, R. D. Lazarov, J. E. Pasciak, Least-squares methods for linear elasticity based on a discrete minus one inner product, *Comput. Meth. Appl. Mech. Energ.*, 191: 727-744 (2001).
- [6] F. Brezzi, On the existence, uniqueness and approximation of saddle-point problems arising from Lagrangian multipliers, *RAIRO Numer. Anal.*, 8-R2: 129-151 (1974).
- [7] F. Brezzi, M. Fortin, *Mixed and hybrid finite element methods*, Springer-Verlag, 1991.
- [8] C. Carstensen, A unifying theory of a posteriori finite element error control, *Numer. Math.*, 100: 617-637(2005).
- [9] C. Carstensen, J. Hu, A. Orlando, Framework for the a posteriori error analysis of nonconforming finite elements. *SIAM J Numer. Anal.*, 45: 68-82 (2007).
- [10] C. Carstensen, X.P. Xie, G.Z. Yu, T.X. Zhou, A priori and a posteriori analysis for a locking-free low order quadrilateral hybrid finite element for Reissner-Mindlin plates, *Computer Methods in Applied Mechanics and Engineering* (2010), doi: 10.1016/j.cma.2010.06.035.
- [11] P. G. Ciarlet, *The Finite Element Method for Elliptic Problems*. Amsterdam: North-Holland, 1978.
- [12] R. S. Falk, Nonconforming finite element methods for the equations of linear elasticity, *Math. Comput.*, 57: 529-550 (1991).
- [13] B. P. Lamichhane, B. D. Reddy, B. Wohlmuth, Convergence in the incompressible limit of finite element approximations based on the Hu-Washizu formulation, *Numer. Math.*, 104: 151-175 (2006).
- [14] P. Lesaint, On the convergence of Wilson's nonconforming element for solving the elastic problem, *Comput. Meth. Appl. Mech. Engrg.* 7: 1-16 (1976).
- [15] P. Lesaint, M. Zlámal, Convergence of the nonconforming Wilson element for arbitrary quadrilateral meshes, *Numer. Math.*, 36: 33-52 (1980).
- [16] T. H. H. Pian, Derivation of element stiffness matrices by assumed stress distributions, *A.I.A.A.J.*, 2: 1333-1336 (1964).
- [17] T. H. H. Pian, D. P. Chen, Alternative ways of for formulation of hybrid stress elements, *Int. J. Numer. Meths. Engng.*, 18: 1679-1684 (1982).
- [18] T. H. H. Pian, K. Sumihara, Rational approach for assumed stress finite element methods, *Int. J. Numer. Meth. Engng.*, 20: 1685-1695 (1984).

- [19] T. H. H. Pian, C. C. Wu, A rational approach for choosing stress term of hybrid finite element formulations, *Int. J. Numer. Meth. Engng.*, 26: 2331-2343 (1988).
- [20] T. H. H. Pian and Pin Tong, Relation between incompatible displacement model and hybrid stress model, *Int. J. Numer. Meth. Engng.*, 22: 173-182 (1989).
- [21] R. Piltner, R. L. Taylor, A quadrilateral mixed finite element with two enhanced strain modes. *Int. J. Numer. Meth. Engng.*, 38: 1783-1808 (1995).
- [22] R. Piltner, R. L. Taylor, A systematic construction of B-bar functions for linear and non-linear mixed-enhanced finite elements for plane elasticity problem, *Int. J. Numer. Meth. Engng.*, 44: 615-639 (1999).
- [23] R. Piltner, An alternative version of the Pian-Sumihara element with a simple extension to non-linear problems, *Comput. Meth.*, 26: 483-489 (2000).
- [24] B. D. Reddy, J. C. Simo, Stability and convergence of a class of enhanced strain methods, *SIAM J. Numer. Anal.*, 32: 1705-1728 (1995).
- [25] J. C. Simo, M. S. Rifai, A class of mixed assumed strain methods and the method of incompatible modes, *Int. J. Numer. Meths. Engng.*, 29: 1595-1638 (1990).
- [26] Z. C. Shi, A convergence condition for the quadrilateral wilson element, *Numer. Math.*, 44: 349-361 (1984).
- [27] R. L. Taylor, E. L. Wilson, P. J. Beresford, A nonconforming element for stress analysis, *Int. J. Numer. Meth. Engng.*, 10: 1211-1219 (1976).
- [28] R. Verfürth, A review of a posteriori error estimation and adaptive mesh-refinement Techniques, Wiley-Teubner, 1996.
- [29] E. L. Wilson, R. L. Taylor, W. P. Doherty, J. Ghaboussi, Incompatible displacement models, *Numerical and Computer Methods in Structural Mechanics*, New York: Academic Press Inc (1973).
- [30] X. P. Xie, T. X. Zhou, Optimization of stress modes by energy compatibility for 4-node hybrid quadrilaterals, *Int. J. Numer. Meth. Engng.*, 59:293-313 (2004).
- [31] X. P. Xie, An accurate hybrid macro-element with linear displacements, *Commun. Numer. Meth. Engng.*, 21:1-12 (2005).
- [32] X. P. Xie, T. X. Zhou, Accurate 4-node quadrilateral elements with a new version of energy-compatible stress mode, *Commun. Numer. Meth. Engng.*, 24:125-139 (2008).

- [33] S. T. Yeo, B. C. Lee, Equivalence between enhanced assumed strain method and assumed stress hybrid method based on the Hellinger-Reissner principle, *Int. J. Numer. Meth. Engng.*, 39: 3083-3099 (1996).
- [34] Z. M. Zhang, Analysis of some quadrilateral nonconforming elements for incompressible elasticity, *SIAM J. Numer. Anal.*, 34: 640–663 (1997).
- [35] T. X. Zhou, Y. F. Nie, Combined hybrid approach to finite element schemes of high performance, *Int. J. Numer. Meth. Engng.*, 51: 181-202 (2001).
- [36] T. X. Zhou, X. P. Xie, A unified analysis for stress/strain hybrid methods of high performance, *Comput. Meth. Appl. Mech. Eneng.*, 191: 4619-4640 (2002).