

Introduction to Virtual Knot Theory

Louis H. Kauffman

Department of Mathematics, Statistics
and Computer Science (m/c 249)
851 South Morgan Street
University of Illinois at Chicago
Chicago, Illinois 60607-7045
<kauffman@uic.edu>

Abstract

This paper is an introduction to virtual knot theory and an exposition of new ideas and constructions, including the parity bracket polynomial, the arrow polynomial, the parity arrow polynomial and categorifications of the arrow polynomial.

1 Introduction

Virtual knot theory is an extension of classical knot theory to stabilized embeddings of circles into thickened orientable surfaces of genus possibly greater than zero. Classical knot theory is the case of genus zero. There is a diagrammatic theory for studying virtual knots and links, and this diagrammatic theory lends itself to the construction of numerous new invariants of virtual knots as well as extensions of known invariants.

This paper gives an introduction to virtual knot theory and it defines a new invariant of virtual links and flat virtual links that we call the *arrow polynomial* [4, 32].

One of the applications of this new invariant is to the category of flat virtual knots and links. In Section 5 we review the definitions of flat virtuals and we prove that *isotopy classes of long flat virtual knots embed in the isotopy classes of all long virtual knots* via the ascending map $A : LVF \rightarrow LVK$. See Section 5 for this result. This embedding of the long flat virtual knots means that there are many invariants of them obtained by applying any invariant Inv of virtual knots via the composition with the ascending map A . This situation is in direct contrast to closed long virtual flats, where it is not so easy to define invariants. The arrow polynomial is an invariant of both long virtual flats and closed virtual flats.

This paper is relatively self-contained, with Section 2 reviewing the definitions of virtual knots and links, Section 3 reviewing the surface interpretations of virtuals and Section 4 reviewing the definitions and properties of flat virtuals.

Section 5 proves that long flat virtual knots (virtual strings in Turaev’s terminology) embed into long virtual knots. This result is a very strong tool for discriminating long virtual knots from one another. We give examples and computations using this technique by applying invariants of virtual knots to corresponding ascending diagram images of flat virtual knots. A long virtual can be closed just as a long knot can be closed. It is a remarkable property of long virtuals (both flat and not flat) that there are non-trivial long examples whose closures are trivial. Thus one would like to understand the kernel of the closure mapping from long virtuals to virtuals both in the flat and non-flat categories. It is hoped that the invariants discussed in this paper will further this question. We also introduce in Section 5 the notion of the parity (odd or even) of a crossing in a virtual knot and recall the *odd writhe* of a virtual knot – an invariant that is a kind of self-linking number for virtual knots.

Section 6 is a review of the bracket polynomial and the Jones polynomial for virtual knots and links. We recall the virtualization construction that produces infinitely many non-trivial virtual knots with unit Jones polynomial. These examples are of interest since there are no known examples of classical non-trivial knots with unit Jones polynomial. One may conjecture that all non-trivial examples produced by virtualization are non-classical. It may be that the virtualization of some non-trivial classical knot is isotopic to a classical knot, but we have no evidence that this can happen. The arrow polynomial invariant developed in this paper may help in deciding this question of non-classicality.

Section 7 introduces the Parity Bracket, a modification of the bracket polynomial due to Vassily Manturov that takes into account the parity of crossings in a knot diagram. The Parity Bracket takes values in sums of certain reduced graphs with polynomial coefficients. We show the power of this invariant by given an example of a virtual knot with unit Jones polynomial that is not obtained from a classical knot by the virtualization construction of the previous section. This is the first time such an example has been pinpointed and we do not know any method to detect such examples at this time other than the Parity Bracket of Vassily Manturov.

In Section 8 we give the definition of the arrow polynomial $\mathcal{A}[K]$ and a number of examples of its calculation. These examples include a verification of the non-classicality of the simplest example of virtualization, a verification that the Kishino diagram [36] and the flat Kishino diagram are non-trivial. The arrow polynomial is an invariant of flat diagrams by taking the specialization of its parameters so that $A = 1$ and $\delta = -2$. We give an example showing that the arrow polynomial can detect a long virtual knot whose closure is trivial. This is a capability that is beyond the reach of the Jones polynomial. As the reader will see from the definitions in section 8, the arrow polynomial is a direct generalization of the bracket model of Jones polynomial, using the oriented structure of the link diagrams. Section 8 ends with a short discussion of how to create a parity version of the arrow polynomial. This study will be taken up in a separate paper.

The arrow polynomial has infinitely many variables and integer coefficients. It has been discovered independently by Miyazawa, via a different definition in [45, 48]. Miyazawa does not consider the applications of this polynomial to flat virtual knots. In [32] we use the interaction of the arrow polynomial with the extended bracket polynomial to obtain results on the genus of virtual knots. In this paper we go beyond our previous work on the arrow polynomial by extending it to long virtual knots and to examples involving categorification and parity.

In Section 9 we give a quick review of Khovanov homology, and in Section 10 we describe the work of Heather Dye, the Author and Vassily Manturov in categorifying the arrow polynomial. We include an example (one of many found by Aaron Kaestner) of a pair of virtual knots that are not distinguished by the Jones polynomial, the bracket polynomial, the arrow polynomial or by Khovanov homology, while the pair is distinguished by our categorification of the arrow polynomial. We also show that this pair is distinguished by the Parity Bracket.

Section 10 ends the paper with a discussion about further directions in virtual knot theory.

2 Virtual Knot Theory

Knot theory studies the embeddings of curves in three-dimensional space. Virtual knot theory studies the embeddings of curves in thickened surfaces of arbitrary genus, up to the addition and removal of empty handles from the surface. Virtual knots have a special diagrammatic theory, described below, that makes handling them very similar to the handling of classical knot diagrams. Many structures in classical knot theory generalize to the virtual domain.

In the diagrammatic theory of virtual knots one adds a *virtual crossing* (see Figure 1) that is neither an over-crossing nor an under-crossing. A virtual crossing is represented by two crossing segments with a small circle placed around the crossing point.

Moves on virtual diagrams generalize the Reidemeister moves for classical knot and link diagrams. See Figure 1. One can summarize the moves on virtual diagrams by saying that the classical crossings interact with one another according to the usual Reidemeister moves while virtual crossings are artifacts of the attempt to draw the virtual structure in the plane. A segment of diagram consisting of a sequence of consecutive virtual crossings can be excised and a new connection made between the resulting free ends. If the new connecting segment intersects the remaining diagram (transversally) then each new intersection is taken to be virtual. Such an excision and reconnection is called a *detour move*. Adding the global detour move to the Reidemeister moves completes the description of moves on virtual diagrams. In Figure 1 we illustrate a set of local moves involving virtual crossings. The global detour move is a consequence of moves (B) and (C) in Figure 1. The detour move is illustrated in Figure 2. Virtual knot and link diagrams that can be connected by a finite sequence of these moves are said to be *equivalent* or *virtually isotopic*.

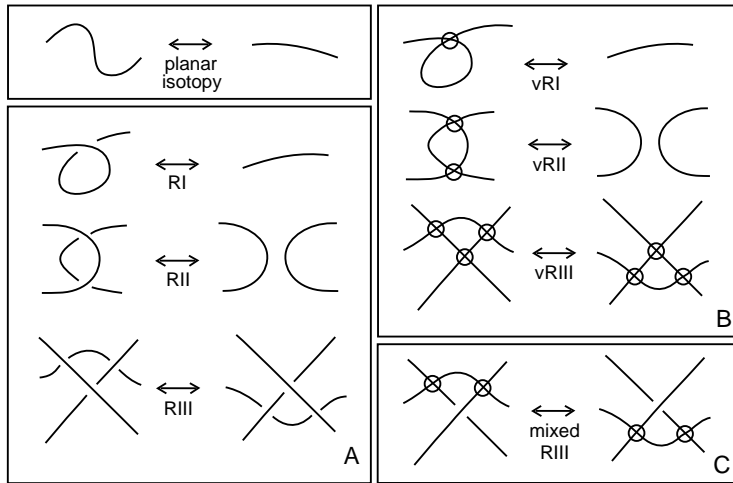


Figure 1: **Moves**

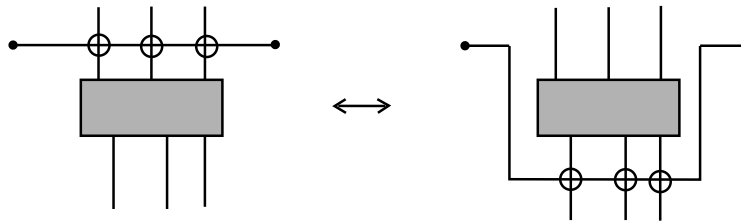


Figure 2: **Detour Move**

Another way to understand virtual diagrams is to regard them as representatives for oriented Gauss codes [8], [24, 25] (Gauss diagrams). Such codes do not always have planar realizations. An attempt to embed such a code in the plane leads to the production of the virtual crossings. The detour move makes the particular choice of virtual crossings irrelevant. *Virtual isotopy is the same as the equivalence relation generated on the collection of oriented Gauss codes by abstract Reidemeister moves on these codes.*

Figure 3 illustrates the two *forbidden moves*. Neither of these follows from Reidemeister moves plus detour move, and indeed it is not hard to construct examples of virtual knots that are non-trivial, but will become unknotted on the application of one or both of the forbidden moves. The forbidden moves change the structure of the Gauss code and, if desired, must be considered separately from the virtual knot theory proper.

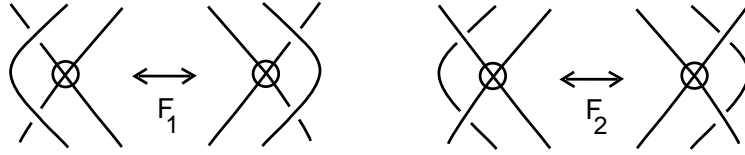


Figure 3: **Forbidden Moves**

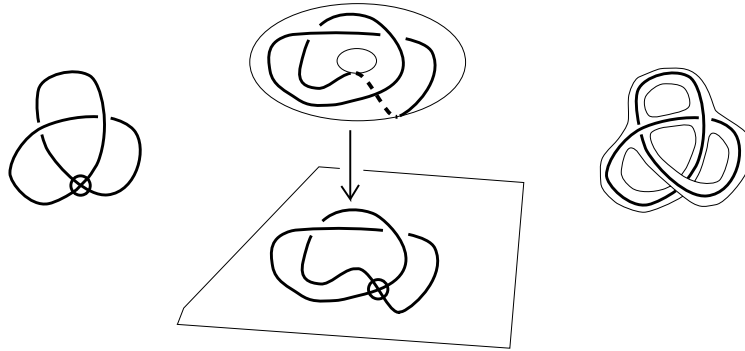


Figure 4: **Surfaces and Virtuals**

3 Interpretation of Virtuals Links as Stable Classes of Links in Thickened Surfaces

There is a useful topological interpretation [24, 26] for this virtual theory in terms of embeddings of links in thickened surfaces. Regard each virtual crossing as a shorthand for a detour of one of the arcs in the crossing through a 1-handle that has been attached to the 2-sphere of the original diagram. By interpreting each virtual crossing in this way, we obtain an embedding of a collection of circles into a thickened surface $S_g \times R$ where g is the number of virtual crossings in the original diagram L , S_g is a compact oriented surface of genus g and R denotes the real line. We say that two such surface embeddings are *stably equivalent* if one can be obtained from another by isotopy in the thickened surfaces, homeomorphisms of the surfaces and the addition or subtraction of empty handles (i.e. the knot does not go through the handle).

We have the

Theorem 1 [24, 31, 26, 3]. *Two virtual link diagrams are isotopic if and only if their corresponding surface embeddings are stably equivalent.*

In Figure 4 we illustrate some points about this association of virtual diagrams and knot and link diagrams on surfaces. Note the projection of the knot diagram on the torus to a diagram in the plane (in the center of the figure) has a virtual crossing in the planar diagram where two arcs that do not form a crossing in the thickened surface project to the same point in the plane. In this way, virtual crossings can be regarded as artifacts of projection. The same figure shows a

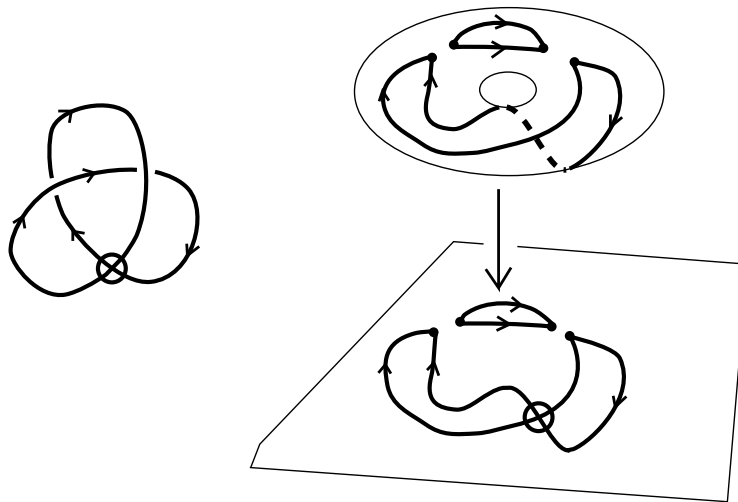


Figure 5: **Surfaces and Virtual States**

virtual diagram on the left and an “abstract knot diagram” [49, 3] on the right. The abstract knot diagram is a realization of the knot on the left in a thickened surface with boundary and it is obtained by making a neighborhood of the virtual diagram that resolves the virtual crossing into arcs that travel on separate bands. The virtual crossing appears as an artifact of the projection of this surface to the plane. The reader will find more information about this correspondence [24, 31] in other papers by the author and in the literature of virtual knot theory.

4 Flat Virtual Knots and Links

Every classical knot or link diagram can be regarded as a 4-regular plane graph with extra structure at the nodes. This extra structure is usually indicated by the over and under crossing conventions that give instructions for constructing an embedding of the link in three dimensional space from the diagram. If we take the flat diagram without this extra structure then the diagram is the shadow of some link in three dimensional space, but the weaving of that link is not specified. It is well known that if one is allowed to apply the Reidemeister moves to such a shadow (without regard to the types of crossing since they are not specified) then the shadow can be reduced to a disjoint union of circles. This reduction is no longer true for virtual links. More precisely, let a *flat virtual diagram* be a diagram with *virtual crossings* as we have described them and *flat crossings* consisting in undecorated nodes of the 4-regular plane graph. Two flat virtual diagrams are *equivalent* if there is a sequence of generalized flat Reidemeister moves (as illustrated in Figure 1) taking one to the other. A generalized flat Reidemeister move is any move as shown in Figure 1 where one ignores the over or under crossing structure. Note that in studying flat virtuals the rules for changing virtual crossings among themselves and the rules for changing flat crossings among themselves are identical. Detour moves as in Figure 1C are available for virtual crossings

with respect to flat crossings and *not* the other way around. The analogs of the forbidden moves of Figure 3 remain forbidden when the classical crossings are replaced by flat crossings.

The theory of flat virtual knots and links is identical to the theory of all oriented Gauss codes (without over or under information) modulo the flat Reidemeister moves. Virtual crossings are an artifact of the realization of the flat diagram in the plane. In Turaev's work [53] flat virtual knots and links are called *virtual strings*. See also recent papers of Roger Fenn [6, 7] for other points of view about flat virtual knots and links.

We shall say that a virtual diagram *overlies* a flat diagram if the virtual diagram is obtained from the flat diagram by choosing a crossing type for each flat crossing in the virtual diagram. To each virtual diagram K there is an associated flat diagram $F(K)$, obtained by forgetting the extra structure at the classical crossings in K . Note that if K and K' are isotopic as virtual diagrams, then $F(K)$ and $F(K')$ are isotopic as flat virtual diagrams. Thus, if we can show that $F(K)$ is not reducible to a disjoint union of circles, then it will follow that K is a non-trivial virtual link. The flat virtual diagrams present a challenge for the construction of new invariants. They are fundamental to the study of virtual knots. A virtual knot is necessarily non-trivial if its flat projection is a non-trivial flat virtual diagram. We wish to be able to determine when a given virtual link is isotopic to a classical link. The reducibility or irreducibility of the underlying flat diagram is the first obstruction to such an equivalence.

Definition. A *virtual graph* is a flat virtual diagram where the classical flat crossings are not subjected to the flat Reidemeister moves. Thus a virtual graph is a 4-regular graph that is represented in the plane via a choice of cyclic orders at its nodes. The virtual crossings are artifacts of this choice of placement in the plane, and we allow detour moves for consecutive sequences of virtual crossings just as in the virtual knot theory. Two virtual graphs are *isotopic* if there is a combination of planar graph isotopies and detour moves that connect them. The theory of virtual graphs is equivalent to the theory of 4-regular graphs on oriented surfaces, taken up to empty handle stabilization, in direct analogy to our description of the theory of virtual links and flat virtual links.

5 Long Virtual Knots, Long Flats, Parity and the Odd Writhe

A long knot or link is a 1-1 tangle. It is a tangle with one input end and one output end. In between one has, in the diagram, any knotting or linking, virtual or classical. Classical long knots (one component) carry essentially the same topological information as their closures. In particular, a classical long knot is knotted if and only if its closure is knotted. This statement is false for virtual knots. An example of the phenomenon is shown in Figure 5.

The long knots L and L' shown in Figure 5 are non-trivial in the virtual category. Their closures, obtained by attaching the ends together are unknotted virtuals. Concomittantly, there can be a multiplicity of long knots associated to a given virtual knot diagram, obtained by cutting

an arc from the diagram and creating a $1 - 1$ tangle. *It is a fundamental problem to determine the kernel of the closure mapping from long virtual knots to virtual knots.* In Figure 5, the long knots L and L' are trivial as welded long knots (where the first forbidden move is allowed). The obstruction to untying them as virtual long knots comes from the first forbidden move. The matter of proving that L and L' are non-trivial distinct long knots is difficult by direct attack. There is a fundamental relationship between long flat virtual knots and long virtual knots that can be used to see it.

Let LFK denote the set of long flat virtual knots and let LVK denote the set of long virtual knots. We define

$$A : LFK \longrightarrow LVK$$

by letting $A(S)$ be the ascending long virtual knot diagram associated with the long flat virtual diagram S . That is, $A(S)$ is obtained from S by traversing S from its left end to its right end and creating a crossing at each flat crossing so that *one passes under each crossing before passing over that crossing*. Virtual crossings are not changed by this construction. The idea of using the ascending diagram to define invariants of long flat virtuals is exploited in [51]. The following result is new.

Long Flat Embedding Theorem 2. The mapping $A : LFK \longrightarrow LVK$ is well-defined on the corresponding isotopy classes of diagrams, and it is injective. Hence *long flat virtual knots embed in the class of long virtual knots.*

Proof. It is easy to see that if two flat long diagrams S, T are virtually isotopic then $A(S)$ and $A(T)$ are isotopic long virtual knots. We leave the verification to the reader. To see the injectivity, define

$$Flat : LVK \longrightarrow LFK$$

by letting $Flat(K)$ be the long flat diagram obtained from K by flattening all the classical crossings in K . By definition $Flat(A(S)) = S$. Note that the map $Flat$ takes isotopic long virtual knots to isotopic flat virtual knots since any move using the under and over crossings is a legitimate move when this distinction is forgotten. This proves injectivity and completes the proof of the Theorem. //

The long flat theorem is easy to prove, and it has many good consequences. First of all, let $Inv(K)$ denote any invariant of long virtual knots. ($Inv(K)$ can denote a polynomial invariant, a number, a group, a quandle, biquandle or other invariant structure.) Then we can define

$$Inv(S)$$

for any long flat knot S by the formula

$$Inv(S) = Inv(A(S)),$$

and this definition yields an invariant of long flat knots.

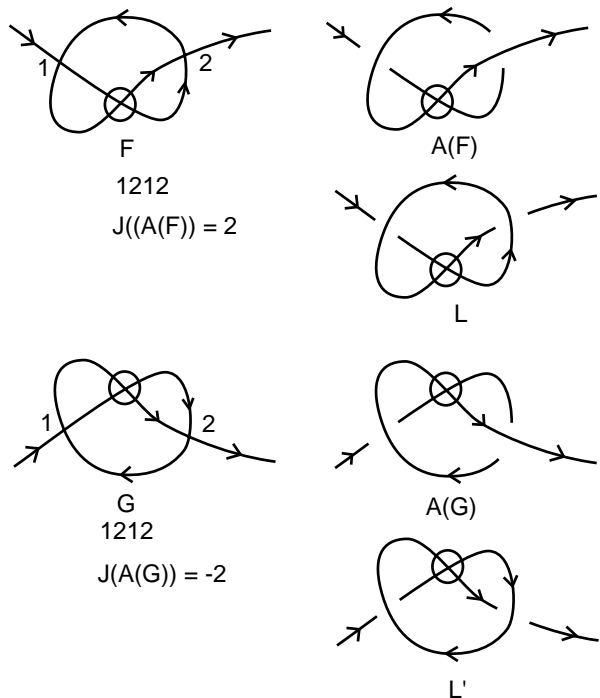


Figure 6: Ascending Map

Using the Odd Writhe $J(K)$. View Figure 5. We show the long flat F and its image under the ascending map, $A(F)$ are non-trivial. In fact, $A(F)$ is non-trivial and non-classical. One computes that $J(A(F))$ is non-zero where $J(K)$ denotes the *odd writhe* of K . The odd writhe [30] is the sum of the signs of the odd crossings. A crossing is *odd* if it flanks an odd number of symbols in the Gauss code of the diagram. Classical diagrams have zero odd writhe. In this case, the flat Gauss code for F is 1212 with both crossings odd. Thus we see from the figure that $J(A(F)) = 2$. Thus $A(F)$ is non-trivial, non-classical and inequivalent to its mirror image. Once we check that $A(F)$ is non-trivial, we know that the flat knot F is non-trivial, and from this we conclude that the long virtual L is also non-trivial. Note that $J(L) = 0$, so we cannot draw this last conclusion directly from $J(L)$. This same figure illustrates a long flat G that is obtained by reflecting F in a horizontal line. Then, as the reader can calculate from this figure, $J(A(G)) = -2$. Thus F and G are distinct non-trivial long flats. We conclude from these arguments that the long virtual knots L and L' in Figure 5 are both non-trivial, and that L is not virtually isotopic to L' (since such an isotopy would give an isotopy of F with G by the flattening map).

6 Review of the Bracket Polynomial for Virtual Knots

In this section we recall how the bracket state summation model [17] for the Jones polynomial [9, 55] is defined for virtual knots and links. In the next section we give an extension of this model using orientation structures on the states of the bracket expansion. The extension is also an invariant of flat virtual links.

We call a diagram in the plane *purely virtual* if the only crossings in the diagram are virtual crossings. Each purely virtual diagram is equivalent by the virtual moves to a disjoint collection of circles in the plane.

A state S of a link diagram K is obtained by choosing a smoothing for each crossing in the diagram and labelling that smoothing with either A or A^{-1} according to the convention that a counterclockwise rotation of the overcrossing line sweeps two regions labelled A , and that a smoothing that connects the A regions is labelled by the letter A . Then, given a state S , one has the evaluation $\langle K|S \rangle$ equal to the product of the labels at the smoothings, and one has the evaluation $\|S\|$ equal to the number of loops in the state (the smoothings produce purely virtual diagrams). One then has the formula

$$\langle K \rangle = \sum_S \langle K|S \rangle d^{\|S\|-1}$$

where the summation runs over the states S of the diagram K , and $d = -A^2 - A^{-2}$. This state summation is invariant under all classical and virtual moves except the first Reidemeister move. The bracket polynomial is normalized to an invariant $f_K(A)$ of all the moves by the formula $f_K(A) = (-A^3)^{-w(K)} \langle K \rangle$ where $w(K)$ is the writhe of the (now) oriented diagram K . The writhe is the sum of the orientation signs (± 1) of the crossings of the diagram. The Jones polynomial, $V_K(t)$ is given in terms of this model by the formula

$$V_K(t) = f_K(t^{-1/4}).$$

This definition is a direct generalization to the virtual category of the state sum model for the original Jones polynomial. It is straightforward to verify the invariances stated above. In this way one has the Jones polynomial for virtual knots and links.

We have [26] the

Theorem 3. *To each non-trivial classical knot diagram of one component K there is a corresponding non-trivial virtual knot diagram $Virt(K)$ with unit Jones polynomial.*

Proof Sketch. This Theorem is a key ingredient in the problems involving virtual knots. Here is a sketch of its proof. The proof uses two invariants of classical knots and links that generalize to arbitrary virtual knots and links. These invariants are the *Jones polynomial* and the *involutory quandle* denoted by the notation $IQ(K)$ for a knot or link K .

Given a crossing i in a link diagram, we define $s(i)$ to be the result of *switching* that crossing so that the undercrossing arc becomes an overcrossing arc and vice versa. We define the *virtualization* $v(i)$ of the crossing by the local replacement indicated in Figure 7. In this figure we illustrate how, in virtualization, the original crossing is replaced by a crossing that is flanked by two virtual crossings. When we smooth the two virtual crossings in the virtualization we obtain the original knot or link diagram with the crossing switched.

Suppose that K is a (virtual or classical) diagram with a classical crossing labeled i . Let $K^{v(i)}$ be the diagram obtained from K by virtualizing the crossing i while leaving the rest of the diagram just as before. Let $K^{s(i)}$ be the diagram obtained from K by switching the crossing i while leaving the rest of the diagram just as before. Then it follows directly from the expansion formula for the bracket polynomial that

$$V_{K^{s(i)}}(t) = V_{K^{v(i)}}(t).$$

As far as the Jones polynomial is concerned, switching a crossing and virtualizing a crossing look the same. We can start with a classical knot diagram K and choose a subset S of crossings such that the diagram is unknotted when these crossings are switched. Letting $Virt(K)$ denote the virtual knot diagram obtained by virtualizing each crossing in S , it follows that the Jones polynomial of $Virt(K)$ is equal to unity, the Jones polynomial of the unknot. Nevertheless, if the original knot K is knotted, then the virtual knot $Virt(K)$ will be non-trivial. We outline the argument for this fact below.

The involutory quandle [18] is an algebraic invariant equivalent to the fundamental group of the double branched cover of a knot or link in the classical case. In this algebraic system one associates a generator of the algebra $IQ(K)$ to each arc of the diagram K and there is a relation of the form $c = ab$ at each crossing, where ab denotes the (non-associative) algebra product of a and b in $IQ(K)$. See Figure 8. In this figure we have illustrated the fact that

$$IQ(K^{v(i)}) = IQ(K).$$

As far as the involutory quandle is concerned, the original crossing and the virtualized crossing look the same.

If a classical knot is actually knotted, then its involutory quandle is non-trivial [54]. Hence if we start with a non-trivial classical knot and virtualize any subset of its crossings we obtain a virtual knot that is still non-trivial. There is a subset A of the crossings of a classical knot K such that the knot SK obtained by switching these crossings is an unknot. Let $Virt(K)$ denote the virtual diagram obtained from A by virtualizing the crossings in the subset A . By the above discussion, the Jones polynomial of $Virt(K)$ is the same as the Jones polynomial of SK , and this is 1 since SK is unknotted. On the other hand, the IQ of $Virt(K)$ is the same as the IQ of K , and hence if K is knotted, then so is $Virt(K)$. We have shown that $Virt(K)$ is a non-trivial virtual knot with unit Jones polynomial. This completes the proof of the Theorem. //

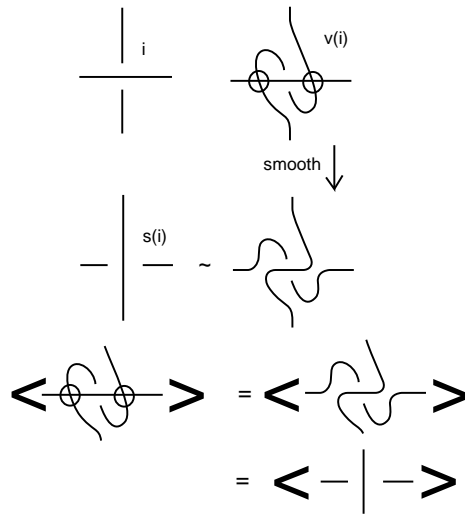


Figure 7: **Switch and Virtualize**

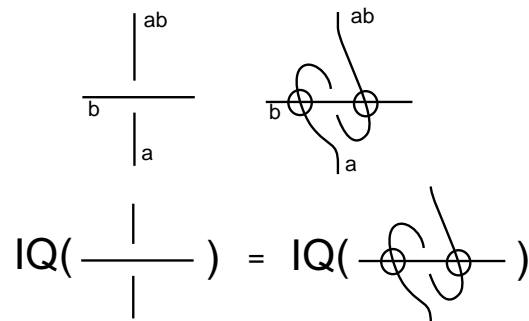


Figure 8: **IQ(Virt)**

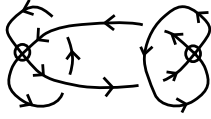


Figure 9: **Kishino Diagram**

See Figure 32 for an example of a virtualized trefoil, the simplest example of a non-trivial virtual knot with unit Jones polynomial. More work is needed to prove that the virtual knot T in Figure 32 is not classical. In the next section we will give a proof of this fact by using an extension of the bracket polynomial.

It is an open problem whether there are classical knots (actually knotted) having unit Jones polynomial. (There are linked links whose linkedness is unseen [42, 5] by the Jones polynomial.) If there exists a classical knot with unit Jones polynomial, then one of the knots $Virt(K)$ produced by this Theorem may be isotopic to a classical knot. Such examples are guaranteed to be non-trivial, but they are usually also not classical. We do not know at this writing whether all such virtualizations of non-trivial classical knots, yielding virtual knots with unit Jones polynomial, are non-classical. It is an intricate task to verify that specific examples of $Virt(K)$ are not classical. This has led to an investigation of new invariants for virtual knots. In this way the search for classical knots with unit Jones polynomial expands to exploration of the structure of the infinite collection of virtual knots with unit Jones polynomial.

In Figure 9 we show the *Kishino diagram* K . This diagram has unit Jones polynomial and its fundamental group is infinite cyclic. The Kishino diagram was discovered by Kishino in [36]. Many other invariants of virtual knots fail to detect the Kishino knot. Thus it has been a test case for examining new invariants. Heather Dye and the author [15] have used the bracket polynomial defined for knots and links in a thickened surface (the state curves are taken as isotopy classes of curves in the surface) to prove the non-triviality and non-classicality of the Kishino diagram. In fact, we have used this technique to show that knots with unit Jones polynomial obtained by a single virtualization are non-classical. See the problem list by Fenn, Kauffman and Manturov [27] for other problems and proofs related to the Kishino diagram. In the next section we describe a new extension of the bracket polynomial that can be used to discriminate the Kishino diagram, and, in fact, shows that its corresponding flat virtual knot is non-trivial.

7 The Parity Bracket Polynomial

In this section we introduce the Parity Bracket Polynomial of Vassily Manturov [40]. This is a generalization of the bracket polynomial to virtual knots and links that uses the parity of the crossings. We define a *Parity State* of a virtual diagram K to be a labeled virtual graph obtained from K as follows: For each odd crossing in K replace the crossing by a graphical node. For

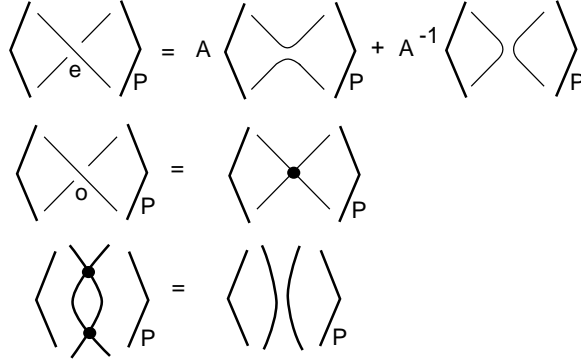


Figure 10: **Parity Bracket Expansion**

each even crossing in K replace the crossing by one of its two possible smoothings, and label the smoothing site by A or A^{-1} in the usual way. Then we define the parity bracket by the state expansion formula

$$\langle K \rangle_P = \sum_S A^{n(S)} [S]$$

where $n(S)$ denotes the number of A -smoothings minus the number of A^{-1} smoothings and $[S]$ denotes a combinatorial evaluation of the state defined as follows: First reduce the state by Reidemeister two moves on nodes as shown in Figure 10. The graphs are taken up to virtual equivalence (planar isotopy plus detour moves on the virtual crossings). Then regard the reduced state as a disjoint union of standard state loops (without nodes) and graphs that irreducibly contain nodes. With this we write

$$[S] = (-A^2 - A^{-2})^{l(S)} [G(S)]$$

where $l(S)$ is the number of standard loops in the reduction of the state S and $[G(S)]$ is the disjoint union of reduced graphs that contain nodes. In this way, we obtain a sum of Laurent polynomials in A multiplying reduced graphs as the Manturov Parity Bracket. It is not hard to see that this bracket is invariant under regular isotopy and detour moves and that it behaves just like the usual bracket under the first Reidemeister move. However, the use of parity to make this bracket expand to graphical states gives it considerable extra power in some situations. For example, consider the Kishino diagram in Figure 9. We see that all the classical crossings in this knot are odd. Thus the parity bracket is just the graph obtained by putting nodes at each of these crossings. The resulting graph does not reduce under the graphical Reidemeister two moves, and so we conclude that the Kishino knot is non-trivial and non-classical. Since we can apply the parity bracket to a flat knot by taking $A = -1$, we see that this method shows that the Kishino flat is non-trivial.

In Figure 11 we illustrate the Z -move and the *graphical Z-move*. Two virtual knots or links that are related by a Z -move have the same standard bracket polynomial. This follows directly from our discussion in the previous section. We would like to analyze the structure of Z -moves

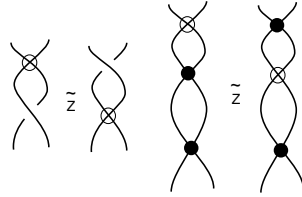


Figure 11: **Z-Move and Graphical Z-Move**

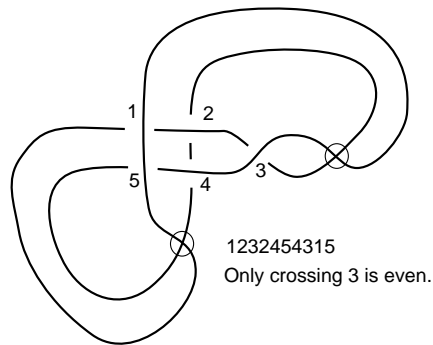


Figure 12: **A Knot KS With Unit Jones Polynomial**

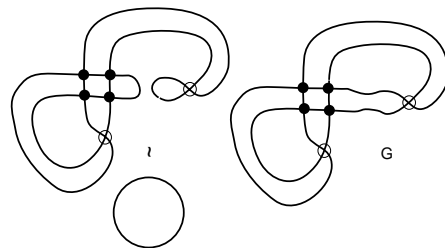


Figure 13: **Parity Bracket States for the Knot KS**

using the parity bracket. In order to do this we need a version of the parity bracket that is invariant under the Z -move. In order to accomplish this, we need to add a corresponding Z -move in the graphical reduction process for the parity bracket. This extra graphical reduction is indicated in Figure 11 where we show a graphical Z -move. The reader will note that graphs that are irreducible without the graphical Z -move can become reducible if we allow graphical Z -moves in the reduction process. For example, the graph associated with the Kishino knot is reducible under graphical Z -moves. However, there are examples of graphs that are not reducible under graphical Z -moves and Reidemeister two moves. An example of such a graph occurs in the parity bracket of the knot KS shown in Figure 12. This knot has one even classical crossing and four odd crossings. One smoothing of the even crossing yields a state that reduces to a loop with no graphical nodes, while the other smoothing yields a state that is irreducible even when the Z -move is allowed. The upshot is that this knot KS is not Z -equivalent to any classical knot. Since one can verify that KS has unit Jones polynomial, this example is a counterexample to a conjecture of Fenn, Kauffman and Maturov [27] that suggested that a knot with unit Jones polynomial should be Z -equivalent to a classical knot.

Parity is clearly an important theme in virtual knot theory and will figure in many future investigations of this subject. The type of construction that we have indicated for the bracket polynomial in this section can be varied and applied to other invariants. Furthermore the notion of describing a parity for crossings in a diagram is also susceptible to generalization. For more on this theme the reader should consult [41, 33] and [30] for our original use of parity for another variant of the bracket polynomial.

Remark on Free Knots Manturov (See [40]) has defined the domain of *free knots*. A free knot is a Gauss diagram (or Gauss code) without any orientations or signs, taken up to abstract Reidemeister moves. The reader will see easily that free knots are the same as flat virtual knots modulo the flat Z -move. Furthermore, the parity bracket polynomial evaluated at $A = 1$ or $A = -1$ is an invariant of free knots. By using it on examples where all the crossings are odd, one obtains infinitely many examples of non-trivial free knots. This is just the beginning of an investigation into free knots that will surely lead to deep relationships between combinatorics and knot theory. Any free knot that is shown to be non-trivial has a number of non-trivial virtual knots overlying it. The free knots deserve to be studied for their own sake. A first example of new invariants of free knots that go beyond Gaussian parity can be found in the paper [34].

8 The Arrow Polynomial for Virtual and Flat Virtual Knots and Links

This section describes an invariant for oriented virtual knots and links, and for flat oriented virtual knots and links that we call the *arrow polynomial* [4, 32]. This invariant is considerably stronger than the Jones polynomial for virtual knots and links, and it is a very natural extension of the Jones polynomial, using the oriented diagram structure of the state summation. The construction

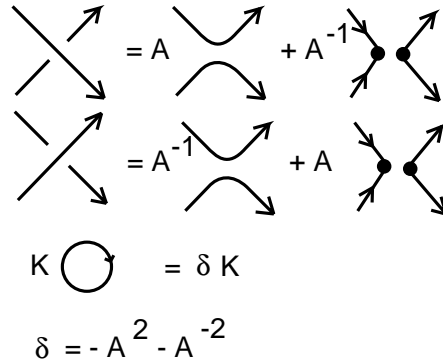


Figure 14: **Oriented Bracket Expansion**

of the arrow polynomial invariant begins with the oriented state summation of the bracket polynomial. This means that each local smoothing is either an oriented smoothing or a *disoriented smoothing* as illustrated in Figures 14 and 15. In [4] we show how the arrow polynomial can be used to estimate virtual crossing numbers. In [32] we discuss the arrow polynomial and also a generalization, the *extended bracket polynomial*. The extended bracket polynomial is harder to compute than the arrow polynomial, and we shall not discuss its properties in this introduction. We recommend that the interested reader consult our paper [32] on this subject. We describe a new extension of the arrow polynomial to long virtual knots at the end of the present section.

In Figure 14 we illustrate the oriented bracket expansion for both positive and negative crossings in a link diagram. An oriented crossing can be smoothed in the oriented fashion or the disoriented fashion as shown in Figure 14. We refer to these smoothings as *oriented* and *disoriented* smoothings. To each smoothing we make an associated configuration that will be part of the arrow polynomial state summation. The configuration associated to a state with oriented and disoriented smoothings is obtained by applying the reduction rules described below. See Figures 15 and 16. The arrow polynomial state summation is defined by the formula:

$$\langle\langle K \rangle\rangle = \mathcal{A}[K] = \sum_S \langle K|S \rangle d^{\|S\|-1} [S]$$

where S runs over the oriented bracket states of the diagram, $\langle K|S \rangle$ is the usual product of vertex weights as in the standard bracket polynomial, and $[S]$ is a product of extra variables K_1, K_2, \dots associated with the state S . These variables are explained below. Note that we use the designation $\langle\langle K \rangle\rangle$ to indicate the arrow polynomial in this paper and in the figures in this paper. In [32] we have used this notation to refer to the extended bracket generalization of the arrow polynomial. Since we do not use the extended bracket in this paper, it is convenient to use the double bracket notation here for the arrow polynomial.

Due to the oriented state expansion, the loops in the resulting states have extra combinatorial structure in the form of paired *cusps* as shown in Figure 14. Each disoriented smoothing gives

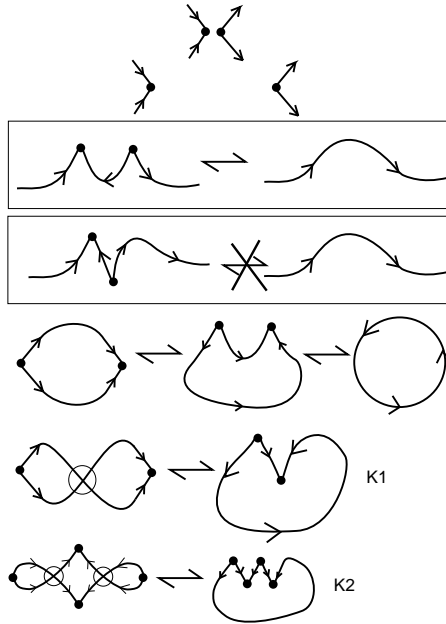


Figure 15: **Reduction Relation for the Arrow Polynomial.**

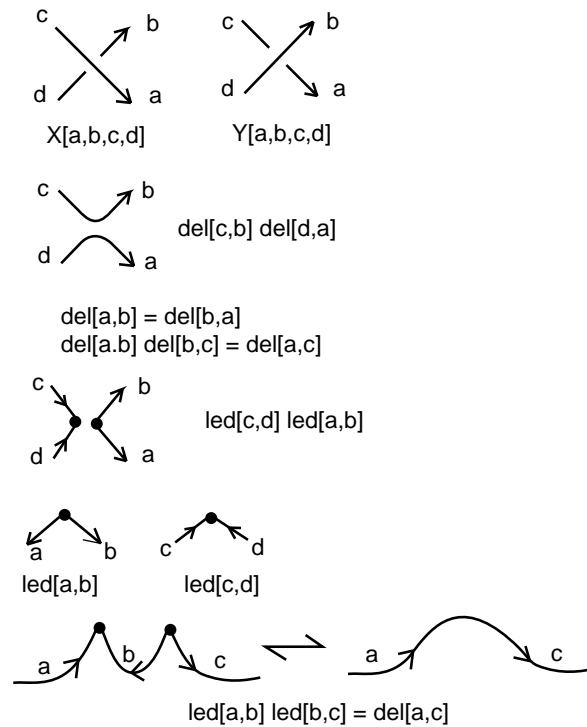


Figure 16: **Formal Kronecker Deltas.**

$$X[a,b,c,d] = A \text{ del}[c,b] \text{ del}[d,a] + (1/A) \text{ led}[a,b] \text{ led}[c,d]$$

$$Y[a,b,c,d] = (1/A) \text{ del}[c,b] \text{ del}[d,a] + A \text{ led}[a,b] \text{ led}[c,d]$$

Figure 17: **Simple arrow polynomial Expansion via Formal Kronecker Deltas.**

rise to a cusp pair where each cusp has either two oriented lines going into the cusp or two oriented lines leaving the cusp. We reduce this structure according to a set of rules that yields invariance of the state summation under the Reidemeister moves. The basic conventions for this simplification are shown in Figures 15 and 16. Each cusp is denoted by an angle with arrows either both entering the vertex or both leaving the vertex. Furthermore, the angle locally divides the plane into two parts: One part is the span of an acute angle; the other part is the span of an obtuse angle. We refer to the span of the acute angle as the *inside* of the cusp.

Remark on State Reduction. View Figures 15 and 16. The basic reduction move in these figures corresponds to the elimination of two consecutive cusps on a single loop. Note that we allow cancellation of consecutive cusps along a loop where the cusps both point to the same local region of the two local regions delineated by the loop. We do not allow cancellation of a “zig-zag” where two consecutive cusps point to opposite (local) sides of the loop. We shall note that in a classical knot or link diagram, all state loops reduce to loops that are free from cusps.

Figure 15 illustrates the basic reduction rule for the *arrow polynomial*. The reduction rule allows the cancellation of two adjacent cusps when they have *insides on the same side* of the segment that connects them. When the insides of the cusps are on opposite sides of the connecting segment, then no cancellation is allowed. Each state circle is seen as a circle graph with extra nodes corresponding to the cusps. All graphs are taken up to virtual equivalence, as explained earlier in this paper. Figure 15 illustrates the simplification of two circle graphs. In one case the graph reduces to a circle with no vertices. In the other case there is no further cancellation, but the graph is equivalent to one without a virtual crossing. The state expansion for $\mathcal{A}[K] = \langle\langle K \rangle\rangle$ is exactly as shown in Figure 14, but we use the reduction rule of Figure 15 so that each state is a disjoint union of reduced circle graphs. Since such graphs are planar, each is equivalent to an embedded graph (no virtual crossings) via the detour move, and the reduced forms of such graphs have $2n$ vertices that alternate in type around the circle so that n are pointing inward and n are pointing outward. The circle with no vertices is evaluated as $d = -A^2 - A^{-2}$ as is usual for

these expansions, and the circle is removed from the graphical expansion. We let K_n denote the circle graph with $2n$ alternating vertex types as shown in Figure 15 for $n = 1$ and $n = 2$. Each circle graph contributes $d = -A^2 - A^{-2}$ to the state sum and the graphs K_n for $n \geq 1$ remain in the graphical expansion. Each K_n is an extra variable in the polynomial. Thus a product of the K_n 's corresponds to a state that is a disjoint union of copies of these circle graphs. By evaluating each circle graph as $d = -A^2 - A^{-2}$ (as well as taking its arrow variable K_n) we guarantee that the resulting polynomial will reduce to the original bracket polynomial when each of the new variables K_n is set equal to unity. Note that we continue to use the caveat that an isolated circle or circle graph (i.e. a state consisting in a single circle or single circle graph) is assigned a loop value of unity in the state sum. This assures that $\mathcal{A}[K]$ is normalized so that the unknot receives the value one.

We have the following Proposition, showing that the phenomenon of cusped states and extra variables K_n only occurs for virtual knots and links.

Proposition 2. In a classical knot or link diagram, all state loops reduce to loops that are free from cusps.

Proof. The result follows from the Jordan Curve Theorem. Each state loop for a classical knot is a Jordan curve on the surface of the 2-sphere, dividing the surface of the sphere into an inside and an outside. If a state loop has a non-trivial arrow reduction, then there will be non-empty collections of inward-pointing cusps and a collection of outward-pointing cusps in the reduced loop. Each cusp must be paired with another cusp in the state (since cusps are originally paired). No two inward-pointing cusps on a loop can be paired with one another, since they will have incompatible orientations (similarly for the outward-pointing cusps). Therefore, for a given non-trivial reduced loop λ in a classical diagram there must be another non-trivially reduced loop λ' inside λ and another such loop λ'' outside λ to handle the necessary pairings. This means that the given state of the diagram would have infinitely many loops. Since we work with knot and link diagrams with finitely many crossings, this is not possible. Hence there are no non-trivially reduced loops in the states of a classical diagram. This completes the proof. //

We now have the following state summation for the arrow polynomial

$$\mathcal{A}[K] = \sum_S \langle K|S \rangle d^{||S||-1} \mathcal{V}[S]$$

where S runs over the oriented bracket states of the diagram, $\langle K|S \rangle$ is the usual product of vertex weights as in the standard bracket polynomial, $||S||$ is the number of circle graphs in the state S , and $\mathcal{V}[S]$ is a product of the variables K_n associated with the non-trivial circle graphs in the state S . Note that each circle graph (trivial or not) contributes to the power of d in the state summation, but only non-trivial circle graphs contribute to $\mathcal{V}[S]$.

Theorem 6. With the above conventions, the arrow polynomial $\mathcal{A}[K]$ is a polynomial in A, A^{-1} and the graphical variables K_n (of which finitely many will appear for any given virtual knot or link). $\mathcal{A}[K]$ is a regular isotopy invariant of virtual knots and links. The normalized version

$$\mathcal{W}[K] = (-A^3)^{-wr(K)} \mathcal{A}[K]$$

$$\begin{aligned}
\langle\langle \text{loop} \rangle\rangle &= A \langle\langle \text{loop with crossing} \rangle\rangle + A^{-1} \langle\langle \text{loop with crossing} \rangle\rangle \\
&= A \langle\langle \text{loop} \rangle\rangle + A^{-1} d \langle\langle \text{loop} \rangle\rangle \\
&= (A + A^{-1}d) \langle\langle \text{loop} \rangle\rangle \\
&= -A^{-3} \langle\langle \text{loop} \rangle\rangle
\end{aligned}$$

Figure 18: **The Type One Move**

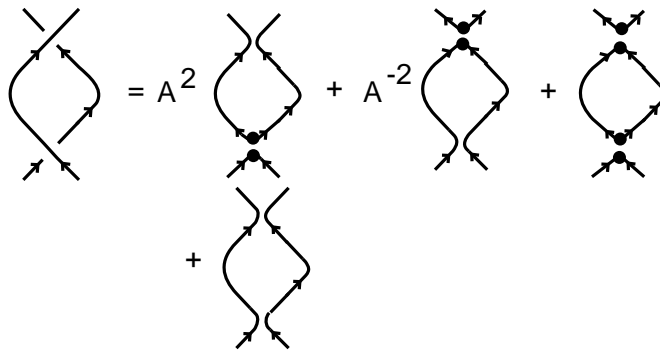


Figure 19: **Oriented Second Reidemeister Move**

is an invariant virtual isotopy. If we set $A = 1$ and $d = -A^2 - A^{-2} = -2$, then the resulting specialization

$$\mathcal{F}[K] = \mathcal{A}[K](A = 1)$$

is an invariant of flat virtual knots and links.

Proof Sketch. We have already discussed the first Reidemeister move. Invariance under virtual detours is implicit in the definition of the state sum. The arrow polynomial has framing behaviour under the first Reidemeister moves as shown in Figure 18. In Figures 19 and 20 we show how the removal of a disoriented loop gives rise to invariance under the directly oriented second Reidemeister move. In the state expansion, the disoriented loop is removed but multiplies its term by $d = -A^2 - A^{-2}$. The other two disoriented local configurations receive vertex weights of A^2 and A^{-2} , and *each of these configurations has the same set of reduced states*. Thus these three configurations cancel each other from the state sum. This leaves the remaining local state with parallel arcs, and gives invariance under the directly oriented second Reidemeister move. Invariance under the reverse oriented second Reidemeister move is shown in Figure 20. Invariance under the third Reidemeister move follows from an analysis of Figure 21.

Here is a first example of a calculation of the arrow polynomial invariant. View Figure 22. The virtual knot K in this figure has two crossings. One can see that this knot is a non-trivial

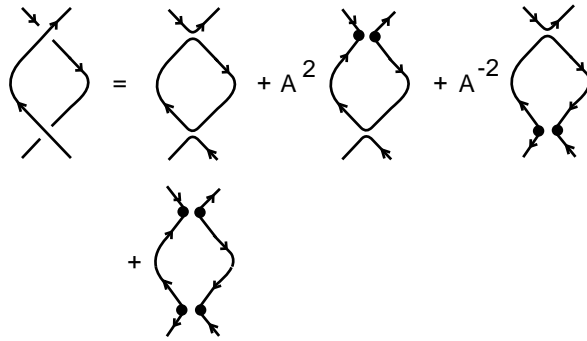


Figure 20: **Reverse Oriented Second Reidemeister Move**

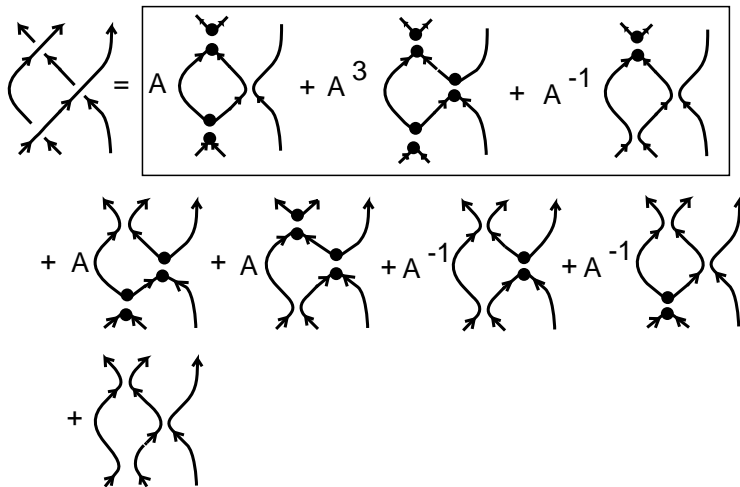


Figure 21: **Third Reidemeister Move**

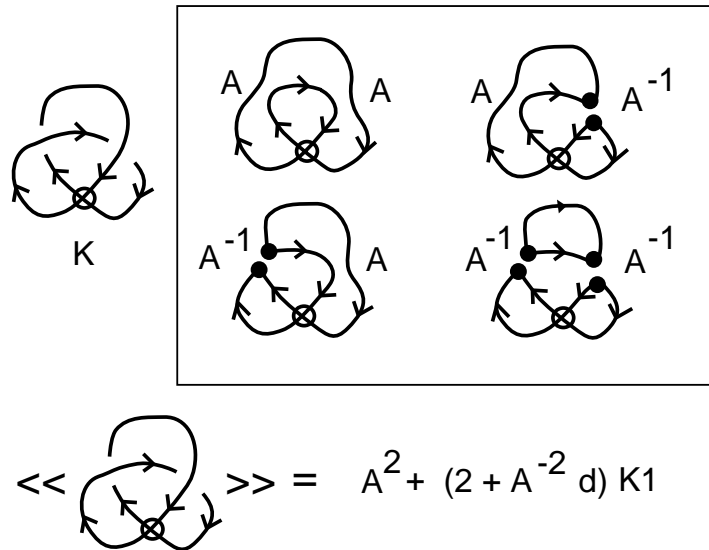


Figure 22: **Example1**

virtual knot by simply calculating the odd writhe $J(K)$ (defined in section 5). We have that $J(K) = 2$, proving that K is non-trivial and non-classical. This is the simplest virtual knot, the analog of the trefoil knot for virtual knot theory. The arrow polynomial gives an independent verification that K is non-trivial and non-classical.

In the next example, shown in Figure 23, we have a long virtual diagram L with two crossings. The calculation of the arrow polynomial for L is given in Figure 23 and shows that it is a non-trivial and non-classical. In fact, this same formalism proves that $Flat(L)$ is a non-trivial flat link (as we have also by using the odd writhe.). *Note that the arrow polynomial is an invariant of flat diagrams when we take $A = 1$.* In the Figure 23 we have illustrated for this example how non-cancelling cusps can occur on a long state in the expansion of the invariant. This means that, effectively, there are more variables for the arrow polynomial as an invariant of long knots, and this gives it extra powers of discrimination for in the long category. Note the closure of L of Figure 23 is a trivial knot. Thus we see that the arrow polynomial can sometimes discriminate between a long knot and its closure. Another example of this type is shown in Figure 24. In both of these cases the cusps on the long state are in an order that would be different if we were to turn the long knot by 180 degrees. Thus the invariant distinguishes between the long knot and its reverse.

The next example is given in Figure 25. Here we calculate the arrow polynomial for a non-trivial virtual knot with unit Jones polynomial. Specialization of the calculation to $A = 1$ shows that the corresponding flat knot is non-trivial as well.

Figure 26 exhibits the calculation of the arrow polynomial for the Kishino diagram, showing

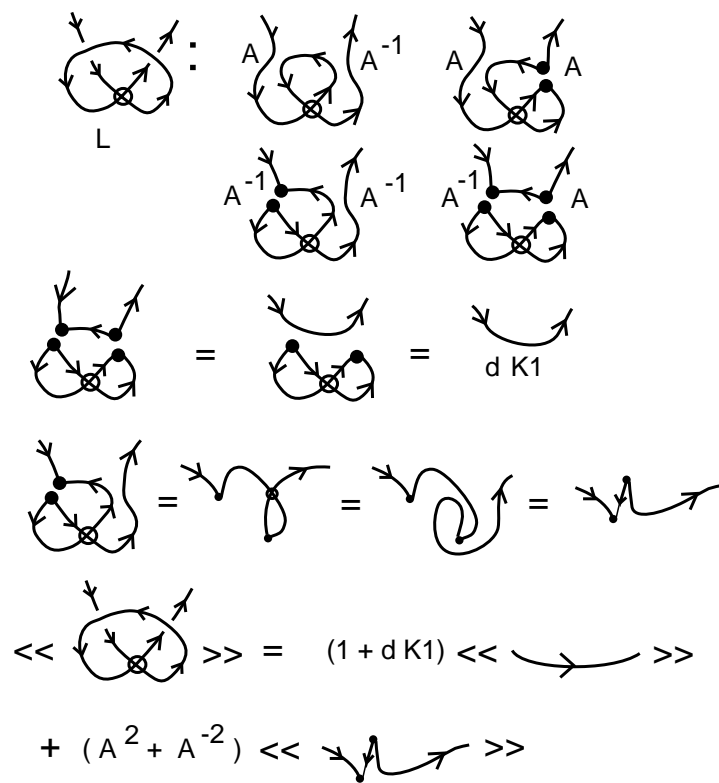


Figure 23: **Example2**

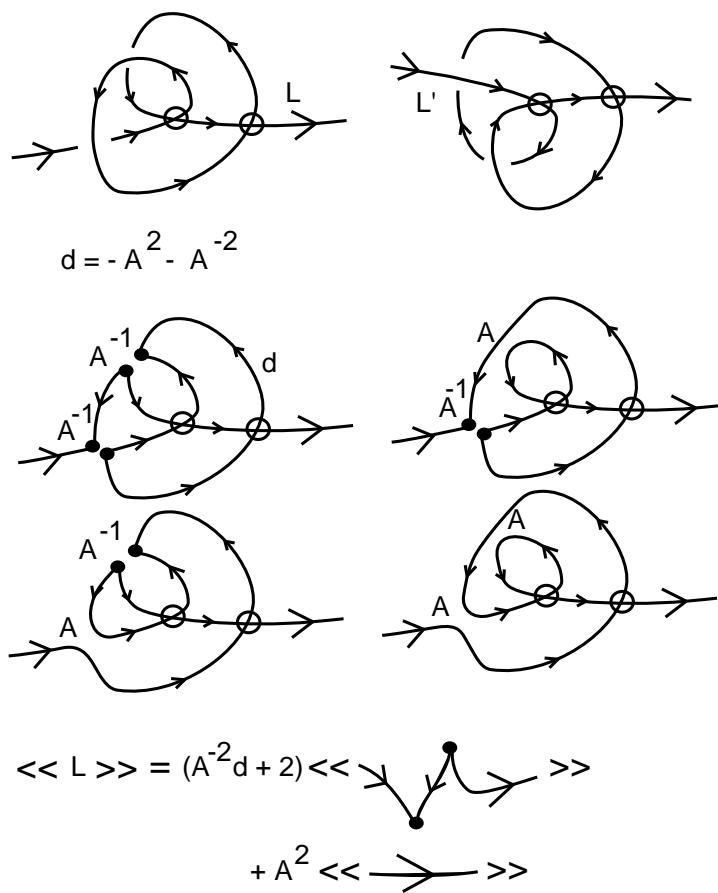


Figure 24: **Example3**

$$\langle\langle \text{Virtualized Trefoil} \rangle\rangle = (A^3 + Ad + 2A^{-1} + A^{-3}d) + (Ad + A^{-1}d^2 + Ad)K1^2$$

Figure 25: **Arrow Polynomial for the Virtualized Trefoil**

once again that the Kishino knot is non-trivial and that its underlying flat diagram is also non-trivial.

The example shown in Figures 27 and Figure 28 shows the result of expanding a virtualized classical crossing using the arrow polynomial state sum. Virtualization of a crossing was described in Section 6. In a virtualized crossing, one sees a classical crossing that is flanked by two virtual crossings. In Section 6 we showed that the standard bracket state sum does not see virtualization in the sense that it has the same value as the result of smoothing both flanking virtual crossings that have been added to the diagram. The result is that the value of the bracket polynomial of the knot with a virtualized classical crossing is the same as the value of the bracket polynomial of the original knot after the same crossing has been *switched* (exchanging over and undercrossing segments).

As one can see from the formula in Figure 27, this smoothing property of the bracket polynomial will not generally be the case for the arrow polynomial state sum. In Figure 28 we show that this difference is indeed the case for an infinite collection of examples. In that figure we use a tangle T that is assumed to be a classical tangle. arrow polynomial expansion of this tangle is necessarily of the form shown in that figure: a linear combination of an oriented smoothing and a reverse oriented smoothing with respective coefficients $a(T)$ and $b(T)$ in the Laurent polynomial ring $Q[A, A^{-1}]$. We leave the verification of this fact to the reader. In Figure 28 we show a generic diagram that is obtained by a *single* virtualization from a classical diagram, and we illustrate the calculation of its arrow polynomial invariant. As the reader can see from this Figure, there is a non-trivial graphical term whenever $b(T)$ is non-zero. Thus we conclude that the single virtualization of any classical link diagram (in the form shown in this figure) will be non-trivial and non-classical whenever $b(T)$ is non-zero. This is an infinite class of examples, and the result can be used to recover the results about single virtualization that we obtained in a previous paper with Heather Dye [15] using the surface bracket polynomial.

For more information about the arrow polynomial, we refer the reader to our paper [4] where we prove that the maximal monomial degree in the K_n variables is a lower bound for the virtual crossing number of the virtual knot or link. There are many open problems associated with this estimate for the virtual crossing number. Also the reader of [4] will encounter examples of virtual knots and links that are undetectable by the arrow polynomial.

$$\begin{aligned}
& \langle\langle \text{Diagram} \rangle\rangle \\
&= 1 + A^4 + A^{-4} + 2 \text{ (Diagram)} \\
&+ (A^2 d + A^{-2} d) (\text{Diagram} + \text{Diagram}) \\
&+ d^2 \text{ (Diagram)} \\
&= 1 + A^4 + A^{-4} + 2 K_2 - (A^4 + A^{-4} + 2) K_1^2
\end{aligned}$$

Figure 26: Arrow Polynomial for the Kishino Diagram

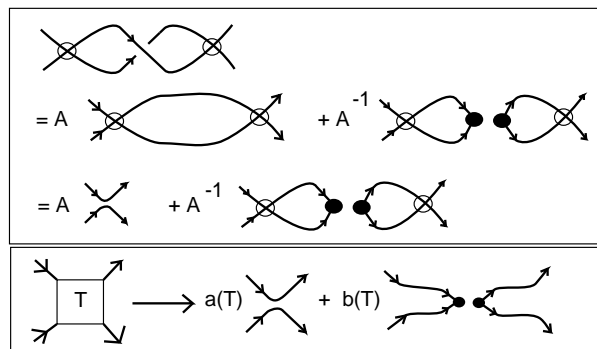


Figure 27: The 1-Virtualization of a Classical Diagram (A)

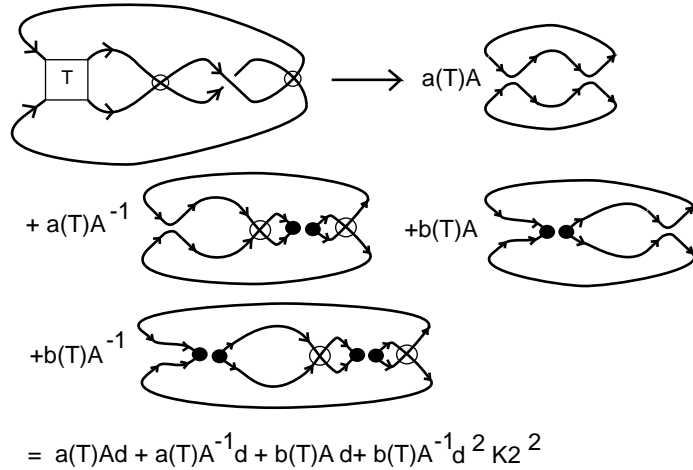


Figure 28: **The 1-Virtualization of a Classical Diagram (B)**

8.1 Generalizing Parity to the Arrow Polynomial

The purpose of this section is to indicate how our construction of the Parity Bracket in Section 7 generalizes to the arrow polynomial. The reader will find it easy to verify that at the site of a Reidemeister Two move either both crossings are odd, or both are even. At the site of a Reidemeister Three move either all three crossings are even, or two of the three are odd. It follows from this that if we decide (as in the Parity Bracket) to make graphical vertices from all the odd crossings and expand the oriented bracket (for the arrow polynomial) then we must factor the graphs that result from the state expansion on the even crossings of the diagram by an equivalence relation generated by patterns of graph reduction corresponding to the second Reidemeister moves on graphical vertices. These reductions come in a number of possible orientations, and it is possible to have a single cusp involved as illustrated in Figure 29. In this figure we do not indicate the orientations. Because the cusps in the graphs are involved with the graphical reductions one takes the resulting graphs up to virtual graphical equivalence, these reductions and the cusp cancellation is restricted to single edges of the graphs. The result is a parity version of the arrow polynomial. We will not calculate examples of this invariant in this survey. The Parity Arrow Polynomial will be taken up in a subsequent paper.

9 Khovanov Homology

In this section, we describe Khovanov homology along the lines of [35, 1], and we tell the story so that the gradings and the structure of the differential emerge in a natural way. This approach to motivating the Khovanov homology uses elements of Khovanov's original approach, Viro's use of enhanced states for the bracket polynomial [43], and Bar-Natan's emphasis on tangle cobordisms

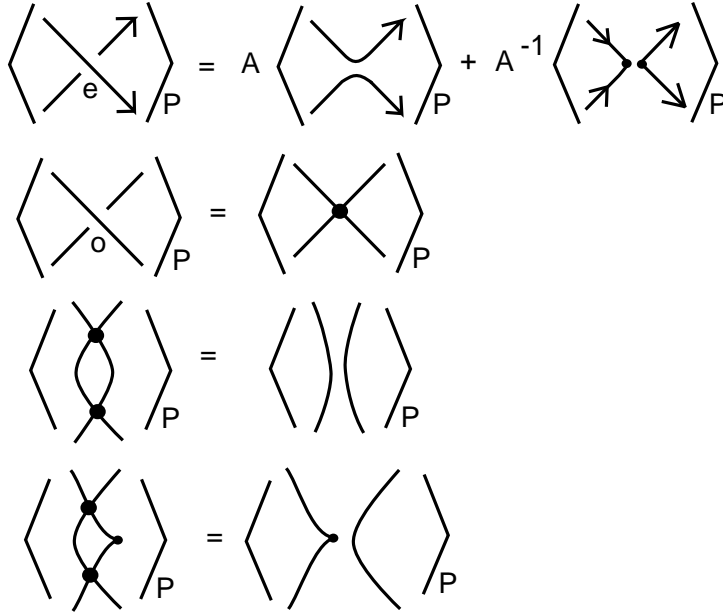


Figure 29: **Relations for the Parity Arrow Polynomial**

[2]. We use similar considerations in our paper [13]. The purpose of this section is to provide background for the next section where we describe a categorification of the arrow polynomial and give examples of detection that can be accomplished by this homological invariant.

Two key motivating ideas are involved in finding the Khovanov invariant. First of all, one would like to *categorify* a link polynomial such as $\langle K \rangle$. There are many meanings to the term categorify, but here the quest is to find a way to express the link polynomial as a *graded Euler characteristic* $\langle K \rangle = \chi_q \langle H(K) \rangle$ for some homology theory associated with $\langle K \rangle$.

The bracket polynomial [17, 18] model for the Jones polynomial [9, 10, 11, 55] is usually described by the expansion

$$\langle \diagdown \rangle = A \langle \diagup \rangle + A^{-1} \langle \rangle \langle \rangle \quad (1)$$

and we have

$$\langle K \circ \rangle = (-A^2 - A^{-2}) \langle K \rangle \quad (2)$$

$$\langle \diagdown \rangle = (-A^3) \langle \diagup \rangle \quad (3)$$

$$\langle \diagup \rangle = (-A^{-3}) \langle \diagdown \rangle \quad (4)$$

Letting $c(K)$ denote the number of crossings in the diagram K , if we replace $\langle K \rangle$ by $A^{-c(K)}\langle K \rangle$, and then replace A by $-q^{-1}$, the bracket will be rewritten in the following form:

$$\langle \times \rangle = \langle \bowtie \rangle - q \langle \rangle \langle \rangle \quad (5)$$

with $\langle \bigcirc \rangle = (q + q^{-1})$. It is useful to use this form of the bracket state sum for the sake of the grading in the Khovanov homology (to be described below). We shall continue to refer to the smoothings labeled q (or A^{-1} in the original bracket formulation) as *B-smoothings*. We should further note that we use the well-known convention of *enhanced states* where an enhanced state has a label of 1 or X on each of its component loops. We then regard the value of the loop $q + q^{-1}$ as the sum of the value of a circle labeled with a 1 (the value is q) added to the value of a circle labeled with an X (the value is q^{-1}). We could have chosen the more neutral labels of $+1$ and -1 so that

$$q^{+1} \iff +1 \iff 1$$

and

$$q^{-1} \iff -1 \iff X,$$

but, since an algebra involving 1 and X naturally appears later, we take this form of labeling from the beginning.

To see how the Khovanov grading arises, consider the form of the expansion of this version of the bracket polynomial in enhanced states. We have the formula as a sum over enhanced states s :

$$\langle K \rangle = \sum_s (-1)^{n_B(s)} q^{j(s)}$$

where $n_B(s)$ is the number of B -type smoothings in s , $\lambda(s)$ is the number of loops in s labeled 1 minus the number of loops labeled X , and $j(s) = n_B(s) + \lambda(s)$. This can be rewritten in the following form:

$$\langle K \rangle = \sum_{i,j} (-1)^i q^j \dim(\mathcal{C}^{ij})$$

where we define \mathcal{C}^{ij} to be the linear span (over $k = \mathbb{Z}/2\mathbb{Z}$ as we will work with mod 2 coefficients) of the set of enhanced states with $n_B(s) = i$ and $j(s) = j$. Then the number of such states is the dimension $\dim(\mathcal{C}^{ij})$.

We would like to have a bigraded complex composed of the \mathcal{C}^{ij} with a differential

$$\partial : \mathcal{C}^{ij} \longrightarrow \mathcal{C}^{i+1j}.$$

The differential should increase the *homological grading* i by 1 and preserve the *quantum grading* j . Then we could write

$$\langle K \rangle = \sum_j q^j \sum_i (-1)^i \dim(\mathcal{C}^{ij}) = \sum_j q^j \chi(\mathcal{C}^{\bullet j}),$$

where $\chi(\mathcal{C}^{\bullet j})$ is the Euler characteristic of the subcomplex $\mathcal{C}^{\bullet j}$ for a fixed value of j .

This formula would constitute a categorification of the bracket polynomial. Below, we shall see how *the original Khovanov differential ∂ is uniquely determined by the restriction that $j(\partial s) = j(s)$ for each enhanced state s* . Since j is preserved by the differential, these subcomplexes $\mathcal{C}^{\bullet j}$ have their own Euler characteristics and homology. We have

$$\chi(H(\mathcal{C}^{\bullet j})) = \chi(\mathcal{C}^{\bullet j})$$

where $H(\mathcal{C}^{\bullet j})$ denotes the homology of the complex $\mathcal{C}^{\bullet j}$. We can write

$$\langle K \rangle = \sum_j q^j \chi(H(\mathcal{C}^{\bullet j})).$$

The last formula expresses the bracket polynomial as a *graded Euler characteristic* of a homology theory associated with the enhanced states of the bracket state summation. This is the categorification of the bracket polynomial. Khovanov proves that this homology theory is an invariant of knots and links (via the Reidemeister moves), creating a new and stronger invariant than the original Jones polynomial.

The differential is based on regarding two states as *adjacent* if one differs from the other by a single smoothing at some site. Thus if (s, τ) denotes a pair consisting in an enhanced state s and site τ of that state with τ of type A , then we consider all enhanced states s' obtained from s by smoothing at τ and relabeling only those loops that are affected by the resmoothing. Call this set of enhanced states $S'[s, \tau]$. Then we shall define the *partial differential* $\partial_\tau(s)$ as a sum over certain elements in $S'[s, \tau]$, and the differential by the formula

$$\partial(s) = \sum_\tau \partial_\tau(s)$$

with the sum over all type A sites τ in s . It then remains to see what are the possibilities for $\partial_\tau(s)$ so that $j(s)$ is preserved.

Proposition. The partial differentials $\partial_\tau(s)$ are uniquely determined by the condition that $j(s') = j(s)$ for all s' involved in the action of the partial differential on the enhanced state s . This unique form of the partial differential can be described by the following structures of multiplication and comultiplication on the algebra $A = k[X]/(X^2)$ where $k = \mathbb{Z}/2\mathbb{Z}$ for mod-2 coefficients, or $k = \mathbb{Z}$ for integral coefficients.

1. The element 1 is a multiplicative unit and $X^2 = 0$.
2. $\Delta(1) = 1 \otimes X + X \otimes 1$ and $\Delta(X) = X \otimes X$.

These rules describe the local relabeling process for loops in a state. Multiplication corresponds to the case where two loops merge to a single loop, while comultiplication corresponds to the case where one loop bifurcates into two loops. (The proof is omitted.)

There is more to say about the nature of this construction with respect to Frobenius algebras and tangle cobordisms. The partial boundaries can be conceptualized in terms of surface cobordisms. The equality of mixed partials corresponds to topological equivalence of the corresponding surface cobordisms, and to the relationships between Frobenius algebras and the surface cobordism category. The proof of invariance of Khovanov homology with respect to the Reidemeister moves (respecting grading changes) will not be given here. See [35, 1, 2]. It is remarkable that this version of Khovanov homology is uniquely specified by natural ideas about adjacency of states in the bracket polynomial.

10 Categorifying the Arrow Polynomial $\langle\langle K \rangle\rangle = \mathcal{A}[K]$

It is not hard to see that Khovanov homology modulo two extends to a homology theory for virtual links. In [13] we extend this to a new homology theory that categorifies the arrow polynomial.

In order to consider gradings for Khovanov homology in relation to the arrow polynomial $\mathcal{A}[K]$ we have to examine how the arrow number of state loops change under a replacement of an A -smoothing by a B -smoothing. Such replacement, when we use oriented diagrams involves the replacement of a cusp pair by an oriented smoothing or vice versa. Furthermore, we may be combining or splitting two loops. Refer to Figure 30 for a depiction of the different cases. This figure shows the three basic cases. These are all the ways that loops can interact and change their respective arrow numbers. We apply these results to the grading in Khovanov homology.

10.1 Dotted gradings and the dotted categorification

We call an enhanced state *dotted* if it has an odd arrow number, and otherwise it is undotted. The number of dotted X 's and the number of dotted 1 's in the state correspond to the number of enhanced state loops (labeled with X or with 1) that are dotted. We define a grading

$$g(s) = \sharp(\dot{X}) - \sharp(\dot{1})$$

Theorem. Take $[[K]]_g$ to be the space of enhanced states for K endowed with new grading as above. Define ∂' to be the composition of ∂ with the new grading projection and set $\partial'' = \partial - \partial'$. Then the homology of $[[K]]_g$ (with respect to ∂') is invariant (up to a degree shift and a height shift).

With this result we have a version of Khovanov homology that uses the arrow information. In [13] we have investigated this categorification and other related ones for the arrow polynomial. So far this categorification is effective in that *we [12] have many pairs of virtual knots that are distinguished by the arrow categorification, but not distinguished by either Khovanov homology or the arrow polynomial.* An example of such a pair (due to Aaron Kaestner) is shown in Figure 31 and 32. In Figure 31 we illustrate the knot $VK5[129]$ and in Figure 32 we illustrate the knot

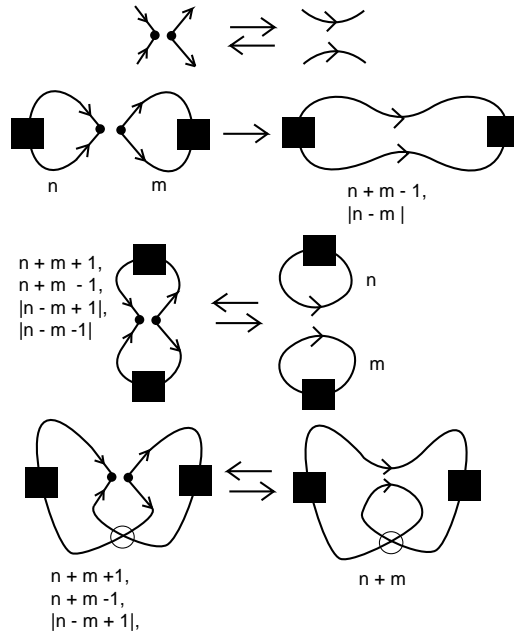


Figure 30: **Arrow Numbers for Interacting Loops**

$VK5[267]$ from Jeremy Green's tables (See the website of Dror Bar Natan for these tables.). The examples shown in these figures do not seem to be related by any form of mutation and the difference between them is not detected by the arrow polynomial, but it is detected by the categorification of the arrow polynomial.

Note however, that one can compute the Parity Bracket (See Section 7) for these examples. In the case of $VK5[129]$ there are five crossings and four odd crossings. It is easy to see that the Parity Bracket expansion contains an irreducible graph with four nodes. On the other hand, the diagram for $VK5[267]$ has two odd crossings and hence its Parity Bracket (which one can compute to be non-trivial with an irreducible graphs with two nodes) cannot be equal up to normalization with the Parity Bracket for $VK5[129]$. Thus this pair of knots is distinguished by using parity. This example shows the power of the parity method.

This approach through examples and combining categorification and parity is very fruitful for producing examples and for sharpening concepts. We are programming an integral version of Khovanov homology for virtual knots that is structured along the lines proposed by Vassily Manturov [39], and we expect all this work to reflect back on better understanding of Khovanov homology for classical knots. This is the first instance of non-trivial use of categorified homology in virtual knot theory.

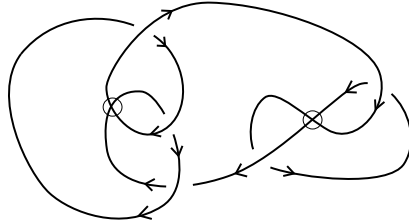


Figure 31: **VK5[129]**

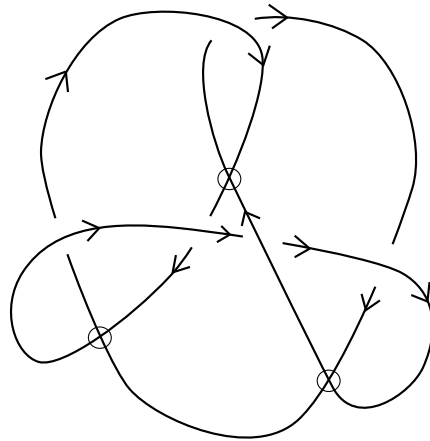


Figure 32: **VK5[267]**

11 Discussion

In this paper we have given an introduction to the subject of virtual knot theory and we have concentrated on the easy extension of the Jones polynomial to virtual knots and links and a more subtle generalization that we have called the *arrow polynomial*. The arrow polynomial uses the oriented structure of link diagrams in a way that is particularly suited to virtual knot theory and obtains an invariant of virtual knots and links that has infinitely many variables. The ideas behind the arrow polynomial have been used to create an extended bracket polynomial [32] that uses more of the oriented structure and has graphs representing its extra variables. The arrow polynomial itself can be seen to be a reformulation or generalization of some of the constructions of Miyazawa and Kamada [44, 45, 46, 47, 48]. After discussing the arrow polynomial, we gave a quick summary of Khovanov homology and a brief description of our categorification of the arrow polynomial [4, 13] and an indication of the fact that this categorification gives a yet stronger invariant and generates even more new problems.

We also designed this paper to present examples of the use of parity in virtual knot theory. We began with a discussion of the odd writhe in Section 5. In the Gauss code of the diagram each crossing appears twice with a sequence of symbols in between the two appearances. When this sequence is odd we say that the given crossing is odd. When this sequence is even, we say that the given crossing is even. Many possibilities for new invariants are inherent in this parity distinction between even and odd crossings. We have given one example of this kind of application in Section 7 where we discuss the Parity Bracket of Vassily Manturov and apply it to solving a conjecture that we had made about virtual knot diagrams with unit Jones polynomial. A second example is given at the end of the paper to distinguish the knots in Figures 31 and 32. There is much potential for the use of parity in virtual knot theory.

References

- [1] D. Bar-Natan, On Khovanov's categorification of the Jones polynomial. *Algebraic and Geometric Topology* **2** (2002), 337-370.
- [2] D. Bar-Natan, Khovanov's homology for tangles and cobordisms, *Geom. Topol.* **9** (2005), 1443-1499.
- [3] J. S. Carter, S. Kamada and M. Saito, Stable equivalences of knots on surfaces and virtual knot cobordisms. Knots 2000 Korea, Vol. 1, (Yongpyong), *JKTR* **11** (2002) No. 3, 311-322.
- [4] H. A. Dye and L. H. Kauffman, Virtual crossing number and the arrow polynomial, *JKTR*, Vol. 18, No. 10 (October 2009), 1335-1357. arXiv:0810.3858.

- [5] S. Eliahou, L. Kauffman and M. Thistlethwaite, Infinite families of links with trivial Jones polynomial, *Topology* **42**, 155-169.
- [6] R. Fenn and V. Turaev. Weyl Algebras and Knots, *Journal of Geometry and Physics*.57 (2007) 1313-1324, arXiv:math/0610481.
- [7] A. Bartholomew, R. Fenn, N. Kamada, S. Kamada, New invariants of long virtual knots, arXiv:0705.4639.
- [8] Mikhail Goussarov, Michael Polyak and Oleg Viro, Finite type invariants of classical and virtual knots, math.GT/9810073.
- [9] V. F. R. Jones, A polynomial invariant of links via Von Neumann algebras, *Bull. Amer. Math. Soc.*, 1985, No. 129, 103-112.
- [10] V.F.R.Jones, Hecke algebra representations of braid groups and link polynomials. *Ann. of Math.* 126 (1987), pp. 335-338.
- [11] V.F.R.Jones, On knot invariants related to some statistical mechanics models. *Pacific J. Math.*, vol. 137, no. 2 (1989), pp. 311-334.
- [12] L. H. Kauffman and A. Kaestner, Parity, Skein Polynomials and Categorification. math.GT. arXiv:1110.4911
- [13] H. Dye, L. H. Kauffman and V. O. Manturov, (Chapter 4) On two categorifications of the arrow polynomial for virtual knots. In M. Banagl and C. Vogel, editors, *The Mathematics of Knots, Theory and Application*, Vol. 1, *Contributions in Mathematical and Computational Sciences*, pp. 95-124, Heidelberg University, Springer-Verlag, 2011. arXiv:0906.3408
- [14] H. Dye and L. H. Kauffman, Virtual knot diagrams and the Witten-Reshetikhin-Turaev invariant. math.GT/0407407, *JKTR* **14** (2005), no. 8, 1045–1075.
- [15] H. Dye and L. H. Kauffman, Minimal surface representations of virtual knots and links. *Algebr. Geom. Topol.* **5** (2005), 509–535. math. GT/0401035.
- [16] L. H. Kauffman, R. Fenn and M. Jordan-Santana, Biquandles and virtual links, *Topology and its Applications* **145** (2004), 157-175.

- [17] L.H. Kauffman, State Models and the Jones Polynomial, *Topology* **26** (1987), 395–407.
- [18] L. H. Kauffman, “Knots and Physics”, World Scientific, Singapore/New Jersey/London/Hong Kong, 1991, 1994, 2001.
- [19] L. H. Kauffman. Topological quantum information, virtual jones polynomials and khovanov homology. *New Journal of Physics*, 13(125007):doi:10.1088/1367-2630/13/12/125007, November 2011.
- [20] L. H. Kauffman and S. Lambropoulou, Virtual braids. *Fund. Math.* 184 (2004), 159–186.
- [21] L. H. Kauffman and S. Lambropoulou, Virtual braids and the L-move, *JKTR* **15**, No. 6, August 2006, 773-810.
- [22] L. H. Kauffman and S. Lambropoulou. A categorical structure for the virtual braid group. *Communications in Algebra*, Volume 39(12):4679-4704, 2011.
- [23] L. H. Kauffman and S. Lambropoulou. A categorical model for the virtual braid group. <http://arxiv.org/pdf/1103.3158.pdf>
- [24] L. H. Kauffman, Virtual Knot Theory , *European J. Comb.* **20** (1999), 663-690.
- [25] L. H. Kauffman, A Survey of Virtual Knot Theory in *Proceedings of Knots in Hellas '98*, World Sci. Pub. 2000 , 143-202.
- [26] L. H. Kauffman, Detecting Virtual Knots, in *Atti. Sem. Mat. Fis. Univ. Modena Supplemento al Vol. IL*, 241-282 (2001).
- [27] L. H. Kauffman, R. Fenn and V. O. Manturov, Virtual Knot Theory – Unsolved Problems, *Fund. Math.* **188** (2005), 293–323, math.GT/0405428.
- [28] L. H. Kauffman and V. O. Manturov, Virtual knots and links, (Russian) *Tr. Mat. Inst. Steklova* 252 (2006), *Geom. Topol., Diskret. Geom. i Teor. Mnoz.*, 114–133; translation in *Proc. Steklov Inst. Math.* 2006, no. 1 (252), 104–121, math.GT/0502014.
- [29] L. H. Kauffman and Vassily Manturov, Virtual Biquandles, *Fundamenta Mathematicae* **188** (2005), 103-146.

- [30] L. H. Kauffman, A self-linking invariant of virtual knots. *Fund. Math.* **184** (2004), 135–158, math.GT/0405049.
- [31] L. H. Kauffman, Knot diagrammatics. "Handbook of Knot Theory", edited by Menasco and Thistlethwaite, 233–318, Elsevier B. V., Amsterdam, 2005. math.GN/0410329.
- [32] L. H. Kauffman, An Extended Bracket Polynomial for Virtual Knots and Links. *JKTR*, Vol. 18, No. 10 (October 2009). Page: 1369 - 1422, arXiv:0712.2546.
- [33] L. H. Kauffman and V. O. Manturov, Parity in Virtual Knot Theory, (in preparation).
- [34] L. H. Kauffman and V. O. Manturov, A Graphical Construction of the $sl(3)$ Invariant for Virtual Knots. math.GT. arXiv:1207.0719
- [35] M. Khovanov, A categorification of the Jones polynomial, *Duke Math. J.* **101** (2000), no. 3, 359–426.
- [36] T. Kishino, 6 kouten ika no kasou musubime no bunrui ni tsiuti (On classificatio of virtual links whose crossing number is less than or equal to 6), Master Thesis, Osaka City University, 2000.
- [37] G. Kuperberg, What is a virtual link? *Algebr. Geom. Topol.* **3** (2003), 587–591 (electronic). arXiv:math.GT/0208039 v1 5 Aug 2002.
- [38] W. B. R. Lickorish, "An Introduction to Knot Theory", Springer-Verlag (1997).
- [39] V. O. Manturov, Khovanov's homology for virtual knots with arbitrary coefficients. (Russian) *Izv. Ross. Akad. Nauk Ser. Mat.* 71 (2007), no. 5, 111–148; translation in *Izv. Math.* 71 (2007), no. 5, 967999. *J. Knot Theory Ramifications* 16 (2007), no. 3, 345377. math.GT/0601152.
- [40] V. O. Manturov, Parity in knot theory. *Sbornik: Mathematics*, (2010),201(5), 65-110.
- [41] V. O. Manturov, Parity and Cobordisms of Free Knots (to appear in *Sbornik*), arXiv:1001.2827
- [42] M. Thistlethwaite, Links with trivial Jones polynomial, *JKTR* **10**, No. 4 (2001), 641-643.

- [43] O. Viro, Khovanov homology, its definitions and ramifications. *Fund. Math.* **184** (2004), 317-342.
- [44] Y. Miyazawa, Magnetic graphs and an invariant for virtual links *JKTR* **15** (2006), no. 10, 1319–1334.
- [45] Y. Miyazawa, A Multivariable polynomial invariant for unoriented virtual knots and links, *JKTR* **17**, No. 11, Nov. 2008, 1311-1326.
- [46] N. Kamada, An index of an enhanced state of a virtual link diagram and Miyazawa polynomials. *Hiroshima Math. J.* **37** (2007), no. 3, 409–429.
- [47] N. Kamada, Miyazawa polynomials of virtual knots and virtual crossing numbers, in “Intelligence of Low Dimensional Topology”, Knots and Everything Series – Vol. 40, edited by S. Carter, S. Kamada, L. H. Kauffman, A. Kawauchi and T. Khono, World Sci. Pub. Co. (2006), 93-100.
- [48] N. Kamada and Y. Miyazawa, A two-variable invariant for a virtual link derived from magnetic graphs. *Hiroshima Math. J.* **35** (2005), 309-326.
- [49] N. Kamada and S. Kamada, Abstract link diagrams and virtual knots. *JKTR* **9** (2000), No. 1, 93-106.
- [50] G. Sawollek, On Alexander-Conway polynomials for virtual knots and links. math.GT/9912173 v2, January 2001.
- [51] D.S. Silver and S.G. Williams, An invariant for open virtual strings, *JKTR* **15**, No. 2 (2006), 143 - 152.
- [52] L. H. Kauffman and S. Jablan (in preparation).
- [53] V. Turaev, Virtual strings. *Ann. Inst. Fourier (Grenoble)* **54** (2004), no. 7, 2455–2525 (2005).
- [54] S. Winker. PhD. Thesis, University of Illinois at Chicago (1984).
- [55] E. Witten. Quantum Field Theory and the Jones Polynomial. *Comm. in Math. Phys.* **121** (1989), 351-399.