

Representations of task assignments in distributed systems using Young tableaux and symmetric groups

Dohan Kim

Abstract

In this paper we present a novel approach to representing task assignments for partitioned processors (respectively, tasks) in distributed systems. A partition of processors (respectively, tasks) is represented by a Young tableau, which is one of the main tools in studying symmetric groups and their representations. We propose a task, processor, and assignment tableau in order to represent a task assignment for partitioned processors (respectively, tasks) in distributed systems. Due to their simplicity and tight relationship to symmetric groups, we mainly focus on n -task- n -processor assignments in distributed systems. A certain set of n -task- n -processor assignments is represented by a k -assignments vector in the k -assignments vector space. We present some examples of the dual space and vector space model for the vector space of k -assignments vectors in distributed systems. We concern representations of task assignments rather than finding approximate or near optimal solutions for task assignments. A Young tableau approach allows us to raise the expressiveness of partitioned processors (respectively, tasks) and their task assignments.

Keywords: Young tableau, Task assignment, Symmetric group, Representation, Distributed system

1. Introduction

A distributed computing system is defined as "a collection of independent computers that appear to the users of the system as a single computer" [1]. In distributed computing systems, we often try to take advantage of parallelism [1, 2] by dividing a job into many tasks that execute on one or more

Email address: dohankim1@gmail.com (Dohan Kim)

processors. The purposes of task assignments in distributed systems are to increase system throughput by reducing task turnaround time [3–6], balance loads by improving the average processor utilization [7, 8], etc. A subclass of task assignment problems involves an equal number of tasks and processors, where the mapping between a set of tasks and a set of processors is bijective. One of its fundamental form is represented by the *linear assignment problem* (or *linear sum assignment*) [9–12], which concerns how n tasks are assigned to n machines (or agents) in the best possible way. Meanwhile, if the tasks have the precedence relationship, they can be expressed as a directed acyclic graph (DAG), where each node represents a task and each edge represents a precedence constraint [13]. We focus on the representation of an n -task- n -processor assignment for a given acyclic task graph $G = (V, E)$ with n tasks and n heterogeneous processors. In our approach an n -task- n -processor assignment is represented by a *Young tableau* (or *tabloid*) [14], and a certain set of n -task- n -processor assignments is represented by a vector in the vector space corresponding to a certain tableau shape. Our approach to representing an n -task- n -processor assignment is quite general, aiming to apply for task assignments involving the same number of tasks and resources in other disciplinary areas, such as production management and *operations research* [9]. We also discuss n -task- m -processor assignments ($m < n$) by using *generalized Young tableaux*, which are of limited use.

The remainder of this paper is organized as follows. We describe task assignments including an n -task- n -processor assignment in distributed systems in Section 2. Section 3 provides an introduction to groups and vector spaces focused on the *symmetric group* \mathfrak{S}_n [15], and its action on the vector space. We introduce Young tableaux and the representations of \mathfrak{S}_n in Section 4. Section 5 shows our approach to representing task assignments in distributed systems by using Young tableaux. We also discuss an equivalence class of tableaux for n -task- n -processor assignments in this section. In Section 6 we introduce a k -assignments vector and its vector space. We then show how they are related to the representation theory of \mathfrak{S}_n . In Section 7 we show the applications of the vector space and its dual space for k -assignments vectors. Finally, we conclude in Section 8.

2. Task assignments in distributed systems

2.1. Task assignment problem in distributed systems

A task assignment problem in a distributed system is defined as follows [4–6]. Let T_n be a set of n tasks such that $T_n = \{t_1, t_2, \dots, t_n\}$ and let R_m be a set of m ($m \leq n$) processors such that $R_m = \{r_1, r_2, \dots, r_m\}$. Each task and processor is not necessarily homogeneous in distributed computing systems. A partial order relation \prec is defined on T_n , which specifies the task precedence constraint; $t_i \prec t_j$ for any two tasks $t_i, t_j \in T_n$ denotes that t_i must be completed before t_j can begin. Let A be a valid task assignment between T_n and R_m . Let $t_p^e(A)$ be the total execution time of processor p for the task assignment A , and $t_p^i(A)$ be the total idle time of processor p for the task assignment A . Processor p is idle before the execution of its first task or between the executions of its two consecutive tasks for the task assignment A [16]. We assume that interprocessor communication takes place in the communication subsystem in which processor p is not involved in the communication [13]. The turnaround time of processor p is the total time spent in processor p for the task assignment A . Let $t_p(A) \stackrel{\text{def}}{=} t_p^e(A) + t_p^i(A)$ and $t(A) \stackrel{\text{def}}{=} \max_p t_p(A)$, where $t(A)$ is called the *task turnaround time* of the task assignment A . Similarly, let $u_p(A)$ be the processor utilization of processor p for the task assignment A , i.e., $u_p(A) \stackrel{\text{def}}{=} t_p^e(A)/t(A)$. The average processor utilization for the task assignment A is defined as the average processor utilization for m processors, i.e., $u(A) \stackrel{\text{def}}{=} (\sum_{k=1}^m u_{p_k}(A))/m$. If the performance metric for a task assignment is the task turnaround time, an optimal task assignment is defined as the task assignment A_0 such that

$$t(A_0) = \min_A t(A) = \min_A \max_p t_p(A) .$$

If the performance metric for a task assignment is the average processor utilization, an optimal task assignment is defined as the task assignment A_0 such that

$$u(A_0) = \max_A u(A) .$$

Constraints and assumptions are as follows:

- (1) Both distributed tasks and processors are not necessarily homogeneous and the information regarding their characteristics is available to the

task assignment system. Processors are consistent and dedicated to the task assignment in which no other task or job is involved when the task assignment is executed.

- (2) The network of distributed processors is fully-connected in which communication links are identical with the same data transfer rate. Communications between processors take place by message passing.
- (3) Each task is assigned to each processor bijectively in such a way that each processor is able to process at most one task in a non-preemptive manner.
- (4) Precedence constraints may be imposed. A task t_j can be executed if all its predecessors t_i with $t_i \prec t_j$ have completed. A task graph for the distributed tasks is directed and acyclic.

Traditional approaches to representing task assignments have limitations in some cases. For example, an assignment is often represented as a set of pairs (task ID, processor ID), graphs, matrices, charts, or tables [4, 5, 9]. If we apply a logical partition to tasks or processors, those approaches do not efficiently express a partition. Note that a partition in this paper refers to a logical partition of tasks or processors, which is different from the partition used in the context of *grain packing* [13] that concerns how to partition a job into subtasks in order to improve the performance criteria. Once the assignment is fulfilled, a systematic mechanism for permuting tasks or processors is needed in some situations. Especially, a partition of tasks or processors often needs to be preserved during permutations. In our approach task assignments are represented by Young tableaux in which partitions are naturally represented. In Section 2.2 we provide the definitions and terminology for task assignments in distributed systems.

2.2. Definitions and terminology for task assignments

Definition 2.1 ([3, 13, 17]). A *task graph* $T = (V, E)$ is a directed acyclic graph, where each node in $V = \{v_1, v_2, \dots, v_n\}$ denotes a task, and each edge $(v_i, v_j) \in E \subset V \times V$ denotes the precedence relationship between tasks, i.e., v_j cannot begin before v_i completes. The positive weight associated with each task $v \in V$ represents a computation requirement. The nonnegative weight associated with each edge $(v_i, v_j) \in E$ represents a communication requirement.

Definition 2.2 ([13, 17, 18]). A fully-connected heterogeneous system P is a set $P = \{p_1, p_2, \dots, p_m\}$ of m heterogeneous processors whose network

topology is fully-connected. A heterogeneous system P is called *consistent* if processor $p_i \in P$ executes a task n -times faster than processor $p_j \in P$, then it executes all other tasks n -times faster than processor p_j . A heterogeneous system P is called *communication homogeneous* if each communication link in P is identical.

Let $T = (V, E)$ be a task graph and $P = \{p_1, p_2, \dots, p_m\}$ be a fully-connected heterogeneous system. Assume that a startup cost of initiating a task on a processor is negligible. In a consistent system, the computation cost of task v_i on p_j is $\omega(v_i, p_j) = r(v_i)/e(p_j)$, where $r(v_i)$ is the computation requirement of task v_i , and $e(p_j)$ is the execution rate of processor p_j [13, 19]. Meanwhile, in an inconsistent system, the computation cost of task v_i on p_j is given by $\omega(v_i, p_j) = w_{ij}$, where w_{ij} is the $(i, j)^{\text{th}}$ entry in a $|V| \times |P|$ cost matrix W [13]. Note that an inconsistent system model is a generalization of a consistent system model. Next, the communication cost model of P is defined as follows. Let $d(v_i, v_j)$ be the amount of data to be transferred from task v_i to task v_j for each $(v_i, v_j) \in E$; let $t(p_s, p_t)$ be the data transfer rate between the communication link between processor p_s and p_t in P . Assume that both local communication and communication startup cost are negligible. If the communication of P has the linear cost model [18], then the communication cost between task v_i on processor p_s and task v_j on p_t is given by $c(v_i, v_j) = d(v_i, v_j)/t(p_s, p_t)$ if $p_s \neq p_t$, and 0 otherwise [18, 20]. Further, if P is communication homogeneous with the data transfer rate of each communication link is 1, the communication requirement and the communication cost coincide for interprocessor communication.

Definition 2.3 ([13, 17]). Let $T = (V, E)$ be a task graph and $P = \{p_1, p_2, \dots, p_m\}$ be a fully-connected heterogeneous system. Suppose task $v_i \in V$ is assigned to processor $p_j \in P$, and a start time of task v_i is $t_s(v_i, p_j)$. Then, the finish time of task v_i on processor p_j is

$$t_f(v_i, p_j) = t_s(v_i, p_j) + \omega(v_i, p_j).$$

Definition 2.4 ([13, 16]). Let $T = (V, E)$ be a task graph and $P = \{p_1, p_2, \dots, p_m\}$ be a fully-connected heterogeneous system. The earliest possible start time of task $v_j \in V$ on processor $p_k \in P$ is called the *data ready time*, which is defined as

$$t_{\text{dr}}(v_j, p_k) = \max_{v_i \in \text{pred}(v_j)} \{t_f(v_i, \text{proc}(v_i)) + c(v_i, v_j)\},$$

where $\text{pred}(v_j)$ denotes the set of all predecessors of task v_j , and $\text{proc}(v_i)$ denotes the processor to which task v_i is assigned. If $\text{pred}(v_j) = \emptyset$, then v_j is called an *entry node*, which is assumed that $t_{\text{dr}}(v_j, p_k) = 0$ for all $p_k \in P$.

2.3. The n -task- n -processor assignments in distributed systems

The n -task- n -processor assignment problem is a subclass of task assignment problems in distributed systems, which involves the same number of tasks and processors. In the remainder of this paper, a target heterogeneous system P for n -task- n -processor assignments is assumed to be fully-connected, consistent, and communication homogeneous, where the communication requirement and the communication cost coincide. Fig. 1 shows the task graph with eight tasks and examples of 8-task-8-processor assignments A_i for $1 \leq i \leq 3$. The label next to each node in the task graph denotes the computation requirement and the label next to each edge denotes the communication requirement or communication cost. For example, the communication cost between task 1 and task 2 is 5 time units.

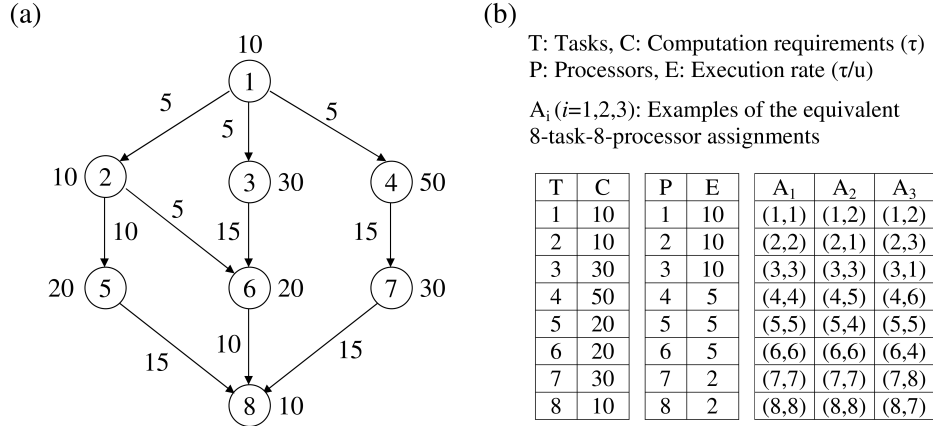


Fig. 1. (a) Task graph $G = (V, E)$; (b) characteristics of tasks, processors, and examples of 8-task-8-processor assignments.

Consider the task assignment A_1 in Fig. 1(b). Each (a, b) in A_k for $1 \leq k \leq 3$ denotes that task a is assigned to processor b . Task 1 is the entry node in the task graph $G = (V, E)$, so it starts at time 0. Since task 1 is assigned to processor 1 in A_1 , the computation cost of task 1 is its computation requirement divided by the execution rate of processor 1. A possible choice of units for τ and u in Fig. 1(b) are Flop (Floating-point operation) [21]

and second, respectively. We see that the computation cost of task 1 is $10/10 = 1$ time unit. Since each task is assigned to a different processor for an n -task- n -processor assignment problem, each task starts at its data ready time. Thus, task 2 starts its execution at $1 + 5 = 6$ time units. Similarly, task 3 and 4 start at 6 time units. Simple calculations show that task 5 starts at 17, task 6 at 24, task 7 at 31, and task 8 at 61 time units. Thus, the task turnaround time of A_1 is $61 + 10/2 = 66$ time units, where $10/2$ is a computation cost of task 8 on processor 8. Note that the execution rate of processors 1, 2, and 3 are the same. Thus, it is indistinguishable in terms of the task turnaround time of an n -task- n -processor assignment if we swap processors with the same execution rate. We see that the task turnaround time of A_2 and A_3 are the same with that of A_1 . Further, once the spatial assignment of tasks has been determined, the temporal assignment of tasks is deterministic for the n -task- n -processor assignment, i.e., the start time of each task is always its unique data ready time.

Traditional methods [3–6] to representing task assignments have some limitations if task assignments involve the same number of tasks and processors (or agents). If we apply an equivalence relation to tasks or processors, traditional approaches do not efficiently express those assignments that belong to an equivalence class. The size of the search space is reduced if we have the homogeneous processors for the n -task- n -processor assignment. We partition the search space \mathfrak{S}_n of n -task- n -processor assignments by using the equivalence relation of Young tableaux of a certain tableau shape. If a certain set of task assignments is represented by a k -assignments vector in the vector space, the vector space model [22] can be applied to retrieve the previous n -task- n -processor assignments and measure the similarity between them. A k -assignments vector is needed to transform into another k -assignments vector in some situations. Suppose a set of tasks are swapped between processors. In this case we need to apply an appropriate linear transformation on this vector space. Several other *linear groups* may act on the vector space as linear transformations. For example, an *orthogonal group* [23] may act on the vector space in order to apply linear transformations while preserving the *cosine-similarity* [22] between two k -assignments vectors. The k -assignments vectors are discussed in Section 6.

We introduce the necessary definitions and results of group theory and Young tableaux in Section 3 and 4.

3. Groups, vector spaces, and representations

Group theory is the branch of mathematics, which provides the methods, among other things, to analyze symmetry in both abstract and physical systems [24]. In this section we give the definitions and results on groups and representations primarily focused on \mathfrak{S}_n .

Definition 3.1 ([25]). A group (G, \cdot) is a nonempty set G , closed under a binary operation \cdot , such that the following axioms are satisfied:

- (i) $(a \cdot b) \cdot c = a \cdot (b \cdot c)$ for all $a, b, c \in G$,
- (ii) There is an element $e \in G$ such that for all $x \in G$, $e \cdot x = x \cdot e = x$,
- (iii) For each element $a \in G$, there is an element $a^{-1} \in G$ such that $a \cdot a^{-1} = a^{-1} \cdot a = e$.

A group G is *abelian* if its binary operator \cdot is commutative such that $a \cdot b = b \cdot a$ for all $a, b \in G$.

Definition 3.2 ([26]). The group of all bijections $I_n \rightarrow I_n$, where $I_n = \{1, 2, \dots, n\}$, is called the *symmetric group on n letters* and denoted \mathfrak{S}_n .

Example. Let $I_n = \{1, 2, \dots, n\}$. Let T_n be a set of the distributed tasks and R_n be a set of the distributed processors in a distributed system such that $T_n = R_n = I_n$. Then the group of all bijections $T_n \rightarrow R_n$ is \mathfrak{S}_n , and each element of \mathfrak{S}_n denotes each task assignment between T_n and R_n .

Definition 3.3 ([26]). Let i_1, i_2, \dots, i_r ($r \leq n$) be distinct elements of $I_n = \{1, 2, \dots, n\}$. Then $(i_1 i_2 \dots i_r)$ is defined as the permutation that maps $i_1 \mapsto i_2, i_2 \mapsto i_3, \dots, i_{r-1} \mapsto i_r$ and $i_r \mapsto i_1$, and every other element of I_n maps onto itself. $(i_1 i_2 \dots i_r)$ is called a cycle of length r or an *r -cycle*. A 2-cycle is called a *transposition*.

Example. Let $T_4 = R_4 = \{1, 2, 3, 4\}$. The permutation $p = \begin{pmatrix} 1 & 2 & 3 & 4 \\ 3 & 1 & 4 & 2 \end{pmatrix} \in \mathfrak{S}_4$ is a 4-cycle such that $(1\ 3\ 4\ 2) = (3\ 4\ 2\ 1) = (4\ 2\ 1\ 3) = (2\ 1\ 3\ 4)$. The permutation p may denote the task assignment $1 \mapsto 3, 2 \mapsto 1, 3 \mapsto 4$ and $4 \mapsto 2$, where $a \mapsto b$ denotes task a is assigned to processor b for each $a \in T_4$ and $b \in R_4$.

Definition 3.4 ([25, 27]). Let G be a group and H be a nonempty subset of a group G . If H itself is a group under the restriction to H of the binary operation of G , then H is a subgroup of G , denoted as $H \leq G$.

Definition 3.5 ([28]). Let G be a group. For any $H \leq G$ and any $g \in G$, let

$$gH = \{gh : h \in H\} \text{ and } Hg = \{hg : h \in H\}.$$

The former is called the *left coset* of H in G and the latter is called the *right coset* of H in G .

Definition 3.6 ([26, 27]). Let G be a group and let $H \leq G$. A subset $T = \{t_i\}$ of G is called a (*left*) *transversal* for H in G if the set T consists of precisely one element from each left coset of H in G .

Definition 3.7 ([28]). Let (G, \cdot) and (G', \circ) be groups. A map $\phi : G \rightarrow G'$ is a *homomorphism* if

$$\phi(x \cdot y) = \phi(x) \circ \phi(y),$$

for all $x, y \in G$.

Definition 3.8 ([25, 28]). Let $(G_1, \cdot_1), (G_2, \cdot_2), \dots, (G_n, \cdot_n)$ be groups. The *direct product* $\prod_{i=1}^n G_i = G_1 \times G_2 \times \dots \times G_n$ is the set of n -tuples (g_1, g_2, \dots, g_n) where $g_i \in G_i$ with the binary operation defined componentwise:

$$(a_1, a_2, \dots, a_n) \cdot (b_1, b_2, \dots, b_n) = (a_1 \cdot_1 b_1, a_2 \cdot_2 b_2, \dots, a_n \cdot_n b_n),$$

where $a_i, b_i \in G_i$. If the binary operation of each G_i is commutative (e.g., an abelian group with $+$ operation), we also use an additive notation $\bigoplus_{i=1}^n G_i$ in place of $\prod_{i=1}^n G_i$, called the *direct sum* of the groups G_i .

Definition 3.9 ([25, 26]). A *ring* is a nonempty set R together with two binary operations $+, \times : R \times R \rightarrow R$ (called *addition* and *multiplication*) such that:

- (i) $(R, +)$ is an abelian group,
- (ii) $(a \times b) \times c = a \times (b \times c)$ for all $a, b, c \in R$,
- (iii) $a \times (b + c) = (a \times b) + (a \times c)$ and $(a + b) \times c = (a \times c) + (b \times c)$.

In addition,

- (v) If $a \times b = b \times a$ for all $a, b \in R$, then R is said to be a *commutative ring*,
- (vi) If R contains an element 1_R such that $1_R \times a = a \times 1_R = a$ for all $a \in R$, then R is said to be a ring with *unity*.

If $(R, +, \times)$ is a ring and (G, \cdot) is a group, we shall also write ab rather than $a \times b$ for any $a, b \in R$, and write ab rather than $a \cdot b$ for any $a, b \in G$.

Definition 3.10 ([26]). An element x in a ring R with unity is said to be *left* (respectively, *right*) *invertible* if there exists an element z (respectively, $y \in R$) in a ring R such that $zx = 1_R$ (respectively, $xy = 1_R$). An element $x \in R$ that is both left and right invertible is said to be a *unit*.

Definition 3.11 ([26]). A ring R with unity $1_R \neq 0$ where every nonzero element is a unit is called a *division ring*. A *field* is a commutative division ring.

Definition 3.12 ([26, 29]). Let R be a ring. A *left R -module* is an additive abelian group M together with a *scalar multiplication* defined by a function $R \times M \rightarrow M$ such that for all $r, s \in R$ and $a, b \in M$:

- (i) $(rs)a = r(sa)$,
- (ii) $(r + s)a = ra + sa$,
- (iii) $r(a + b) = ra + rb$.

In addition, if R is a ring with unity and

- (v) $1_R a = a$ for all $a \in M$, then M is a *unitary R -module*.

A *right R -module* is defined similarly by $M \times R \rightarrow M$ given by $(a, r) \mapsto ar$, where the ring R acts on the right. By writing scalars $r, s \in R$ on the right of a, b in M , the axioms for a left R -module is replaced with the axioms for a right R -module. Note that if R is a field, i.e., commutative division ring, then (left and right) R -module M is equivalent to a *vector space* M over R .

In the remainder of this paper G denotes a finite group, \mathbb{K} a field, and V denotes a finite dimensional vector space.

Definition 3.13 ([26, 28]). Let V, W be vector spaces over \mathbb{K} . A function $T : V \rightarrow W$ is a *linear transformation* from V to W provided that for all $v, w \in V$ and $k \in \mathbb{K}$:

- (i) $T(v + w) = T(v) + T(w)$,
- (ii) $T(kv) = kT(v)$.

Definition 3.14 ([25]). An *action* of a group G on a set X is a function $G \times X \rightarrow X$ such that for all $x \in X$ and $g_1, g_2 \in G$:

- (i) $ex = x$,
- (ii) $(g_1g_2)x = g_1(g_2x)$.

When such an action is given, we say that G acts on the set X , and X is called a G -set.

Definition 3.15 ([27]). Suppose G acts on a vector space V over \mathbb{K} . The action of G on V is called *linear* if the following conditions are met:

- (i) $g(v + w) = gv + gw$ for all $g \in G$ and $v, w \in V$,
- (ii) $g(kv) = k(gv)$ for all $g \in G, k \in \mathbb{K}$, and $v \in V$.

If G acts on V linearly, then V is called the G -module.

Definition 3.16 ([15, 29]). The *general linear group* $\text{GL}(n, \mathbb{K})$ is the multiplicative group of all nonsingular $n \times n$ matrices over \mathbb{K} . Alternatively, the general linear group of the vector space V is the group of all invertible linear transformations from V to V , denoted $\text{GL}(V)$. If V has a finite dimension n , then $\text{GL}(n, \mathbb{K})$ and $\text{GL}(V)$ are isomorphic as groups.

Lemma 3.1 ([27]). *There is a bijective correspondence between the set of linear actions of G on a vector space V over \mathbb{K} , and a set of homomorphisms from G to $\text{GL}(V)$.* \square

Definition 3.17 ([28]). A *linear representation*¹ of G is any homomorphism from G into $\text{GL}(V)$. A *matrix representation* of G is any homomorphism from G into $\text{GL}(n, \mathbb{K})$, where $\text{GL}(n, \mathbb{K})$ is the group of all invertible $n \times n$ matrices under matrix multiplication.

Lemma 3.1 and Definition 3.17 imply that giving a linear representation $\rho : G \rightarrow \text{GL}(V)$ of a finite group G on a vector space V over \mathbb{K} is equivalent to giving a G -module structure on V . Thus, we say that the module V *affords* the representation ρ of G [28]. We also call V itself a representation of G if there is no ambiguity about ρ , and write $g \cdot v$ or gv for $\rho(g)(v)$ [23].

Definition 3.18 ([15, 26]). If X is a matrix representation of G , then the *character* of X is a function $\chi : G \rightarrow \mathbb{K}$ defined by $\chi(g) = \text{tr}X(g)$ for any $g \in G$, where tr denotes the trace of a matrix over a field \mathbb{K} . If V is a

¹A representation of a finite group G and a representation of a task assignment should be considered differently. The distinction is clear from the context.

G -module, then its character corresponding to V is the trace of a matrix representation X , where the trace of an $n \times n$ matrix $A = (a_{i,j})$ over \mathbb{K} is defined as $a_{1,1} + a_{2,2} + \cdots + a_{n,n} \in \mathbb{K}$.

Lemma 3.2 ([15, 28]). *If K is a conjugacy class of G , then $g, h \in K$ implies $\chi(g) = \chi(h)$.*

Proof. Since g and h lies on the same conjugacy class of G , without loss of generality, we assume $g = xhx^{-1}$ for some $x \in G$. Then, $\chi(g) = \text{tr}X(g) = \text{tr}X(x)X(h)X(x)^{-1} = \text{tr}X(h) = \chi(h)$. \square

Definition 3.19 ([15, 23]). Let V be a representation of G . A *subrepresentation* of V is a vector subspace W of V that is closed under the action of G (G -invariant), i.e.,

$$w \in W \Rightarrow gw \in W \text{ for all } g \in G.$$

A representation V is said to be *irreducible* if it does not contain a proper nonzero G -invariant subspace W of V .

Example ([15]). Let V be a one-dimensional vector space over \mathbb{K} . Then, we give V an \mathfrak{S}_n -module structure by defining $gv = v$ for all $g \in \mathfrak{S}_n$ and $v \in V$. This module *affords* the matrix representation X of \mathfrak{S}_n defined by $X(g) = (1)$ for all $g \in \mathfrak{S}_n$. We call this representation the *trivial representation* of \mathfrak{S}_n . Recall that the transpositions (2-cycles) generate \mathfrak{S}_n [26]. Each element $\pi \in \mathfrak{S}_n$ is represented by $\pi = \pi_1\pi_2 \cdots \pi_k$, where the π_i are transpositions. The sign of $\pi \in \mathfrak{S}_n$ is defined as $\text{sgn}(\pi) = (-1)^k$. The *sign representation* is also a one dimensional representation of \mathfrak{S}_n , defined by $X(\pi) = (\text{sgn}(\pi))$ for any $\pi \in \mathfrak{S}_n$, where the $\text{sgn}(\pi)$ denotes the *sign* of π .

Definition 3.20 ([23, 27]). Let $S = \{x_1, x_2, \dots, x_n\}$ be a finite set and let G act left on S . Let V be the vector space over \mathbb{K} with basis $\{e_x : x \in S\}$. Now let G act on V by

$$g \cdot \sum k_x e_x = \sum k_x e_{gx} \text{ for } g \in G \text{ and } k_x \in \mathbb{K}.$$

The G -module V is called the *permutation representation* associated with the set S .

Example ([15, 28]). Consider the permutation representation of \mathfrak{S}_3 associated with the set $S = \{1, 2, 3\}$. Let V be a 3-dimensional vector space over \mathbb{K} with basis $B = \{e_1, e_2, e_3\}$. We give V an \mathfrak{S}_3 -module structure by defining $g \cdot \sum k_x e_x = \sum k_x e_{gx}$ for any $g \in \mathfrak{S}_3$ and $k_x \in \mathbb{K}$ in an obvious way. For example, $(1\ 2)e_1 = e_2$, $(1\ 2)e_2 = e_1$, and $(1\ 2)e_3 = e_3$. The matrix representation of $X(\pi)$ for $\pi \in \mathfrak{S}_3$ has a 1 in row i and column j if $\pi \cdot e_j = e_i$. The matrices of the permutation representation of \mathfrak{S}_3 are as follows:

$$\begin{aligned} X(e) &= \begin{pmatrix} 1 & 0 & 0 \\ 0 & 1 & 0 \\ 0 & 0 & 1 \end{pmatrix}, X((1\ 2)) = \begin{pmatrix} 0 & 1 & 0 \\ 1 & 0 & 0 \\ 0 & 0 & 1 \end{pmatrix}, X((1\ 3)) = \begin{pmatrix} 0 & 0 & 1 \\ 0 & 1 & 0 \\ 1 & 0 & 0 \end{pmatrix}, \\ X((2\ 3)) &= \begin{pmatrix} 1 & 0 & 0 \\ 0 & 0 & 1 \\ 0 & 1 & 0 \end{pmatrix}, X((1\ 2\ 3)) = \begin{pmatrix} 0 & 0 & 1 \\ 1 & 0 & 0 \\ 0 & 1 & 0 \end{pmatrix}, X((1\ 3\ 2)) = \begin{pmatrix} 0 & 1 & 0 \\ 0 & 0 & 1 \\ 1 & 0 & 0 \end{pmatrix}. \end{aligned}$$

We see that the value of the character of X at g , i.e., $\chi(g)$, equals the number of elements of $B = \{e_1, e_2, e_3\}$ that are fixed by $g \in \mathfrak{S}_3$.

4. Young tableaux and the representations of symmetric groups

A Young tableau is a fundamental tool for combinatorics and representation theory [14]. In this section we give an introduction to Young tableaux and their relationship to the representations of \mathfrak{S}_n .

Definition 4.1 ([15]). A *partition* of n is defined as a sequence $\lambda = (\lambda_1, \lambda_2, \dots, \lambda_i)$, where the λ_j are weakly decreasing and $\sum_{j=1}^i \lambda_j = n$. If λ is a partition of n , then it is denoted as $\lambda \vdash n$.

Definition 4.2 ([14, 15, 30]). Let $\lambda = (\lambda_1, \lambda_2, \dots, \lambda_i) \vdash n$. A *Young diagram* (or *Ferrers diagram*) of shape λ is a left-justified, finite collection of cells, or boxes, with row j containing λ_j cells for $1 \leq j \leq i$.

Definition 4.3 ([15]). Let $\lambda \vdash n$. A *Young tableau* of shape λ is an array t , obtained by assigning numbers in $\{1, 2, \dots, n\}$ to the cells of the *Young diagram* of shape λ bijectively.

Definition 4.4 ([15]). Let $\lambda \vdash n$. A *generalized Young tableau* of shape λ is a filling of the *Young diagram* of shape λ with positive integers (repetitions allowed).

Example. Let $\lambda = (2, 1)$. The list of all Young tableau of the shape λ is as follows:

$$\begin{array}{|c|c|} \hline 1 & 2 \\ \hline 3 & \\ \hline \end{array}, \begin{array}{|c|c|} \hline 1 & 3 \\ \hline 2 & \\ \hline \end{array}, \begin{array}{|c|c|} \hline 2 & 1 \\ \hline 3 & \\ \hline \end{array}, \begin{array}{|c|c|} \hline 2 & 3 \\ \hline 1 & \\ \hline \end{array}, \begin{array}{|c|c|} \hline 3 & 1 \\ \hline 2 & \\ \hline \end{array}, \begin{array}{|c|c|} \hline 3 & 2 \\ \hline 1 & \\ \hline \end{array}.$$

Definition 4.5 ([15]). Two Young tableaux t_1, t_2 of the same shape λ are called *row equivalent*, denoted as $t_1 \sim t_2$, if the corresponding rows of t_1 and t_2 contain the same elements. A *tabloid* of shape λ is an equivalence class, defined as $\{t\} = \{t_1 : t_1 \sim t\}$, where the shape of t is λ .

To denote a tabloid $\{t\}$, only horizontal lines between rows are used. For example,

$$t = \begin{array}{|c|c|} \hline 1 & 2 \\ \hline 3 & \\ \hline \end{array} \text{ implies } \{t\} = \left\{ \begin{array}{|c|c|} \hline 1 & 2 \\ \hline 3 & \\ \hline \end{array}, \begin{array}{|c|c|} \hline 2 & 1 \\ \hline 3 & \\ \hline \end{array} \right\} = \overline{\begin{array}{|c|c|} \hline 1 & 2 \\ \hline 3 & \\ \hline \end{array}}.$$

Now we define a vector space whose basis consists of a set of tabloids of shape λ . The action of $\pi \in \mathfrak{S}_n$ on a Young tableau $t = (t_{i,j})$ of shape $\lambda \vdash n$ is defined as $\pi t = (\pi(t_{i,j}))$ [15], where $t_{i,j}$ denotes the entry of t in position (i, j) . In a similar manner the action² of $\pi \in \mathfrak{S}_n$ on tabloids are defined by $\pi\{t\} = \{\pi t\}$. For example, $(2\ 3) \in \mathfrak{S}_3$ acts on a tabloid of shape $\lambda = (2, 1)$ as shown below:

$$(2\ 3) \overline{\begin{array}{|c|c|} \hline 1 & 2 \\ \hline 3 & \\ \hline \end{array}} = \overline{\begin{array}{|c|c|} \hline 1 & 3 \\ \hline 2 & \\ \hline \end{array}}$$

We see that $(2\ 3) \in \mathfrak{S}_3$ gives a permutation to a tabloid of shape λ , swapping "2" and "3" in the tabloid.

Definition 4.6 ([15]). Suppose $\lambda \vdash n$. Let M^λ be the vector space over the field of real numbers \mathbb{R} whose basis consists of a set of tabloids of shape λ given by

$$M^\lambda = \mathbb{R}\{\{t_1\}, \dots, \{t_k\}\},$$

where $\{t_1\}, \dots, \{t_k\}$ is a complete list of distinct tabloids of shape λ . Then M^λ is a representation of \mathfrak{S}_n , called the *permutation module corresponding to λ* .

Example. If $\lambda = (n)$, then $M^{(n)}$ is the vector space generated by the single basis element, i.e., tabloid of shape $\lambda = (n)$. Thus

²Throughout this paper, the action of \mathfrak{S}_n on a Young tableau or tabloid follows this definition.

$$M^{(n)} = \mathbb{R}\{\overline{1 \ 2 \ \cdots \ n}\}.$$

The tabloid of shape $\lambda = (n)$ is fixed by the action of \mathfrak{S}_n . We see that $M^{(n)}$ is a one-dimensional trivial representation of \mathfrak{S}_n .

Example. Suppose $\lambda = (1^n) = (1, 1, \dots, 1)$. Since each equivalence class $\{t\}$ has at most a single tableau of shape λ , the tabloids in $M^{(1^n)}$ are simply permutations of $\{1, 2, \dots, n\}$ into n rows. Thus, $M^{(1^n)} \cong \mathbb{R}\mathfrak{S}_n$, which is the $n!$ -dimensional representation of \mathfrak{S}_n .

Example. Suppose $\lambda = (n-1, 1)$. Then, each tabloid in M^λ is uniquely determined by the second row's element. For example, if $n = 4$ and $\lambda = (3, 1)$, then the basis of $M^{(3,1)}$ is as follows:

$$\{t_1\} = \overline{\frac{2 \ 3 \ 4}{1}}, \{t_2\} = \overline{\frac{1 \ 3 \ 4}{2}}, \{t_3\} = \overline{\frac{1 \ 2 \ 4}{3}}, \{t_4\} = \overline{\frac{1 \ 2 \ 3}{4}}.$$

Thus $M^{(3,1)} = \mathbb{R}\{\{t_1\}, \{t_2\}, \{t_3\}, \{t_4\}\}$. More generally,

$$M^{(n-1,1)} \cong \mathbb{R}\{1, 2, \dots, n\}.$$

Definition 4.7 ([15, 23]). Let $\lambda = (\lambda_1, \lambda_2, \dots, \lambda_i) \vdash n$. The *Young subgroup* corresponding to λ is defined as $\mathfrak{S}_\lambda \stackrel{\text{def}}{=} \mathfrak{S}_{\lambda_1} \times \mathfrak{S}_{\lambda_2} \times \dots \times \mathfrak{S}_{\lambda_i}$, where \mathfrak{S}_{λ_1} permutes $1, 2, \dots, \lambda_1$; \mathfrak{S}_{λ_2} permutes $\lambda_1 + 1, \lambda_1 + 2, \dots, \lambda_1 + \lambda_2$, and so on.

We see that the order of the Young subgroup of shape λ is $\lambda_1! \lambda_2! \dots \lambda_i!$. Since \mathfrak{S}_λ is a subgroup of \mathfrak{S}_n , the number of left cosets of \mathfrak{S}_λ in \mathfrak{S}_n is $n!/(\lambda_1! \lambda_2! \dots \lambda_i!)$. Consider a tabloid $\{t^\lambda\}$ in which each row of $\{t^\lambda\}$ corresponds to each interval in the partition of n for the Young subgroup \mathfrak{S}_λ with $\lambda = (\lambda_1, \lambda_2, \dots, \lambda_i) \vdash n$. Then, there is a bijection between $\pi_i \mathfrak{S}_\lambda$ and the $\{\pi_i t^\lambda\}$, where $\{\pi_i\}$ is a transversal for \mathfrak{S}_λ in \mathfrak{S}_n [15]. Thus, we have Lemma 4.1.

Lemma 4.1 ([15]). *Let $\lambda = (\lambda_1, \lambda_2, \dots, \lambda_i) \vdash n$. The number of distinct tabloids of shape λ is $n!/(\lambda_1! \lambda_2! \dots \lambda_i!)$, i.e., $\dim(M^\lambda) = n!/(\lambda_1! \lambda_2! \dots \lambda_i!)$. \square*

5. Assignment tableaux and tabloids

5.1. Assignment tableaux and tabloids for n -task- n -processor assignments

In this subsection we show our approach to representing n -task- n -processor assignments by using Young tableaux and tabloids. We first introduce a *task tableau* and a *processor tableau*. Then, we define an *assignment tableau*, which is a 2-tuple of a task and a processor tableau.

Definition 5.1. Suppose $\lambda \vdash n$. A *task tableau* of shape λ , denoted as t_λ , is a Young tableau of shape $\lambda \vdash n$, obtained by assigning tasks (or task IDs) in $\{1, 2, \dots, n\}$ to the cells of the *Young diagram* of shape λ bijectively. A *processor tableau* of shape λ , denoted as p_λ , is a Young tableau of shape λ , obtained by assigning processors (or processor IDs) in $\{1, 2, \dots, n\}$ to the cells of the *Young diagram* of shape λ bijectively.

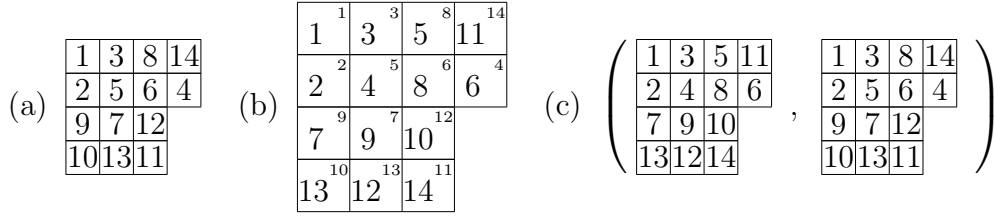


Fig. 2. (a) A processor tableau; (b) a compact form of an assignment; (c) an assignment tableau.

Suppose fourteen processors are partitioned into $\{1, 3, 8, 14\}$, $\{2, 5, 6, 4\}$, $\{9, 7, 12\}$, and $\{10, 13, 11\}$. It is naturally represented as a processor tableau in Fig. 2(a). Suppose further that the 14-task-14-processor assignment is given by $\{(1 \mapsto 1), (3 \mapsto 3), (5 \mapsto 8), (11 \mapsto 14), (2 \mapsto 2), (4 \mapsto 5), (8 \mapsto 6), (6 \mapsto 4), (7 \mapsto 9), (9 \mapsto 7), (10 \mapsto 12), (13 \mapsto 10), (12 \mapsto 13), (14 \mapsto 11)\}$, where $(a \mapsto b)$ means task a is assigned into processor b . This task assignment may have a compact form of a representation as shown in Fig. 2(b), where the entry in each cell represents a task (or task ID) and the label in the upper right corner of each cell represents a processor (or processor ID). Since Fig. 2(b) is not a standard form of a Young tableau, we describe this task assignment as a 2-tuple of Young tableaux instead. We use the task tableau of the same shape with that of the processor tableau as shown in Fig. 2(c) to represent the task assignment corresponding to Fig. 2(b). Now we define an *assignment tableau* to represent an n -task- n -processor assignment.

Definition 5.2. An *assignment tableau* of shape λ , denoted as a_λ , is a 2-tuple of Young tableaux $a_\lambda \stackrel{\text{def}}{=} (t_\lambda, p_\lambda)$, where t_λ is a task tableau of shape λ and p_λ is a processor tableau of shape λ . If two assignment tableaux represent the same task assignment, we say that they are equivalent up to the task assignment.

An assignment tableau a_λ represents a task assignment, where each task in a cell (i, j) of t_λ is assigned to each processor in a cell (i, j) of p_λ bijectively. Therefore, we also denote a_λ as a set of all $(a \mapsto b)$ [31], where a is a task in a cell (i, j) of t_λ and b is a processor in a cell (i, j) of p_λ .

Definition 5.3. A *standard processor tableau* of shape λ , denoted as P_λ , is a processor tableau having the entries of processor IDs $\{1, 2, \dots, n\}$ in a sequential order, starting from the top left and ending at the bottom right. If a processor tableau is the standard processor tableau, then we say that the associated assignment tableau is *standard*, denoted as A_λ .

$$(a) \ a_\lambda = \left(\begin{array}{|c|c|c|} \hline 5 & 3 & 1 \\ \hline 6 & 4 & \\ \hline 2 & & \\ \hline \end{array}, \begin{array}{|c|c|c|} \hline 1 & 2 & 3 \\ \hline 4 & 5 & \\ \hline 6 & & \\ \hline \end{array} \right) \quad (b) \ A_\lambda = \left(\begin{array}{|c|c|c|} \hline 5 & 3 & 1 \\ \hline 6 & 4 & \\ \hline 2 & & \\ \hline \end{array} \right) \quad (c) \ A_\mu = \begin{array}{|c|c|c|c|} \hline 2 & 3 & 7 & 8 \\ \hline 6 & 1 & & \\ \hline 5 & 4 & & \\ \hline \end{array}$$

Fig. 3. (a) Assignment tableau; (b),(c) standard assignment tableaux.

Consider the assignment tableau a_λ in Fig. 3(a). Since the processor tableau in a_λ is the standard processor tableau, it follows that a_λ is the standard assignment tableau, i.e., $a_\lambda = A_\lambda$. Thus, we have $A_\lambda = a_\lambda \stackrel{\text{set}}{=} \{(5 \mapsto 1), (3 \mapsto 2), (1 \mapsto 3), (6 \mapsto 4), (4 \mapsto 5), (2 \mapsto 6)\}$ for $\lambda = (3, 2, 1)$. For a standard assignment tableau, we simply denote A_λ as (t_λ) rather than denoting a 2-tuple (t_λ, p_λ) . By a slight abuse of notation, if no confusion arises, we simply denote A_λ as t_λ without parentheses. For example, Fig. 3(c) represents a task assignment $A_\mu \stackrel{\text{set}}{=} \{(2 \mapsto 1), (3 \mapsto 2), (7 \mapsto 3), (8 \mapsto 4), (6 \mapsto 5), (1 \mapsto 6), (5 \mapsto 7), (4 \mapsto 8)\}$ for $\mu = (4, 2, 2)$, where eight processors are partitioned into three processor groups for $\mu = (4, 2, 2)$.

When we consider an assignment tableau, the partition constraints mandate that both task and processor tableau have the same shape. Once the processor tableau has chosen for an assignment tableau of shape λ , we may fix the processor tableau and consider the permutations of task tableaux of shape λ in order to find other n -task- n -processor assignments. A standard assignment tableau is the preferred form for an n -task- n -processor assignment because a single tableau rather than a 2-tuple of Young tableaux represents an n -task- n -processor assignment between tasks and processors. We next describe a row-equivalent class of task, processor, and assignment tableaux.

Definition 5.4. A *processor tabloid* of shape λ , denoted $\{p_\lambda\}$, is a row equivalence class of processor tableaux, i.e., $\{p_\lambda\} = \{p'_\lambda : p'_\lambda \sim p_\lambda\}$, such that processors in the same row of p_λ have the same execution rate. A *task tabloid* of shape λ , denoted $\{t_\lambda\}$, is a row equivalence class of task tableaux, i.e., $\{t_\lambda\} = \{t'_\lambda : t'_\lambda \sim t_\lambda\}$.

Processors that have the same execution rate are indistinguishable from an n -task- n -processor assignment in terms of the task turnaround time. For example, suppose that we have two distinct tasks a and b , and two processors x and y that have the same execution rate. Then, a 2-task-2-processor assignment $\{(a \mapsto x), (b \mapsto y)\}$, and $\{(a \mapsto y), (b \mapsto x)\}$ are equivalent in terms of the task turnaround time and the average processor utilization. In Fig. 1(b), the execution rates of the set of processors $\{1, 2, 3\}$, $\{4, 5, 6\}$, and $\{7, 8\}$ are the same. In this case, we may represent them as a processor tabloid that has the entries of the first row 1, 2, and 3, the entries of the second row 4, 5, and 6, and the entries of the third row 7, and 8, respectively.

Definition 5.5. An assignment tabloid of shape λ , denoted $\{a_\lambda\}$, is defined as a 2-tuple of $\{a_\lambda\} \stackrel{\text{def}}{=} (t_\lambda, \{p_\lambda\}) \stackrel{\text{def}}{=} \{(t_\lambda, p'_\lambda) : p'_\lambda \sim p_\lambda\}$. Equivalently, $\{a_\lambda\} \stackrel{\text{def}}{=} (\{t_\lambda\}, p_\lambda) \stackrel{\text{def}}{=} \{(t'_\lambda, p_\lambda) : t'_\lambda \sim t_\lambda\}$. If a processor tableau is the standard processor tableau or a processor tabloid containing the standard processor tableau, the associated assignment tabloid is said to be *standard*, denoted as $\{A_\lambda\} \stackrel{\text{def}}{=} (\{t_\lambda\})$. By a slight abuse of notation, if no confusion arises, we also denote $\{A_\lambda\}$ as $\{t_\lambda\}$ (without parentheses).

The first definition of $\{a_\lambda\}$ in Definition 5.5 fixes t_λ , while the second definition of $\{a_\lambda\}$ fixes p_λ . Since both definitions involve a row-equivalence class of Young tableaux of the same shape, the order of entries in the same row within an assignment tableau does not make any difference, i.e., they are equivalent up to the n -task- n -processor assignment. In case a processor tabloid is given instead of a processor tableau, we replace the processor tabloid with the processor tableau, and the task tableau with the task tabloid in order to keep the canonical form of an assignment tabloid. For example,

$$t_\lambda = \begin{array}{|c|c|} \hline 3 & 1 \\ \hline 2 & \\ \hline \end{array} \text{ and } \{p_\lambda\} = \overline{\frac{1 \ 2}{3}} \Rightarrow \{a_\lambda\} = \left(\begin{array}{|c|c|} \hline 3 & 1 \\ \hline 2 & \\ \hline \end{array}, \overline{\frac{1 \ 2}{3}} \right) \equiv \left(\overline{\frac{1 \ 3}{2}}, \begin{array}{|c|c|} \hline 1 & 2 \\ \hline 3 & \\ \hline \end{array} \right).$$

We see that $\{a_\lambda\}$ is a standard assignment tabloid. Thus,

$$\{a_\lambda\} = \{A_\lambda\} = \frac{1}{2} \overline{3}.$$

Proposition 5.1. *Suppose $\lambda = (\lambda_1, \lambda_2, \dots, \lambda_i) \vdash n$. For a given assignment tabloid of shape λ , the number of n -task- n -processor assignments represented by the given assignment tabloid is $\lambda_1! \lambda_2! \cdots \lambda_i!$.*

Proof. Let $\{a_\lambda\}$ be an assignment tabloid such that $\{a_\lambda\} = (\{t_\lambda\}, p_\lambda)$. Then, the number of n -task- n -processor assignments represented by $\{a_\lambda\}$ for $\lambda \vdash n$ corresponds to the number of distinct task tableaux in $\{t_\lambda\}$. There are $\lambda_1!$ possible rearrangements for the first row of t_λ , $\lambda_2!$ possible rearrangements for the second row of t_λ , etc. Thus, the number of distinct task tableaux in $\{t_\lambda\}$ is the order of Young subgroup \mathfrak{S}_λ of \mathfrak{S}_n , i.e., $\mathfrak{S}_\lambda = \mathfrak{S}_{\lambda_1} \times \mathfrak{S}_{\lambda_2} \times \cdots \times \mathfrak{S}_{\lambda_i}$, which is $\lambda_1! \lambda_2! \cdots \lambda_i!$. \square

Proposition 5.2. *Suppose $\lambda = (\lambda_1, \lambda_2, \dots, \lambda_i) \vdash n$. Then, the number of distinct standard assignment tabloids of shape λ is $n! / (\lambda_1! \lambda_2! \cdots \lambda_i!)$.*

Proof. It immediately follows from Lemma 4.1 and Proposition 5.1. \square

For example, consider standard assignment tabloids of the following shapes $\lambda_i \vdash n$ for $n = 4$ and $1 \leq i \leq 3$:

$$\lambda_1 = (4) : \begin{array}{|c|c|c|c|} \hline & & & \\ \hline \end{array}, \quad \lambda_2 = (1, 1, 1, 1) : \begin{array}{|c|} \hline \\ \hline \\ \hline \\ \hline \\ \hline \end{array}, \quad \lambda_3 = (3, 1) : \begin{array}{|c|c|c|} \hline & & \\ \hline \end{array}.$$

The number of distinct standard assignment tabloids of the shape λ_1 is $(n! / \lambda_1!) = (4! / 4!) = 1$ for $n = 4$. This situation may arise if all the four processors are homogeneous in which there is a unique representation of 4-task-4-processor assignment. The number of distinct standard assignment tabloids of the shape λ_2 is $(n! / (1!)^n) = n! = 4!$ for $n = 4$. It corresponds to the number of all permutations of four tasks for a given standard processor tableau of shape λ_2 . The number of distinct standard assignment tabloids of the shape λ_3 is $n! / (n - 1)! = 4$ for $n = 4$, which corresponds to the number of choices (from 1 to 4) for the element in the second row.

Proposition 5.3. *Let $\lambda = (\lambda_1, \lambda_2, \dots, \lambda_i) \vdash n$. If $\{a_\lambda\}$ is an assignment tabloid such that $\{a_\lambda\} = (\{t_\lambda\}, p_\lambda)$, then n -task- n -processor assignments represented by $\{a_\lambda\}$ have the same task turnaround time (respectively, average processor utilization).*

Proof. By Definition 5.5, we have $\{a_\lambda\} = (\{t_\lambda\}, p_\lambda) = (t_\lambda, \{p_\lambda\}) = \{(t_\lambda, p'_\lambda) : p'_\lambda \sim p_\lambda\}$. Suppose to the contrary that the conclusion does not hold. Then, there exists two assignment tableaux $a_\lambda^1 = (t_\lambda, p_\lambda^1) \in \{a_\lambda\}$ and $a_\lambda^2 = (t_\lambda, p_\lambda^2) \in \{a_\lambda\}$ such that the task turnaround time (respectively, average processor utilization) of task assignments represented by a_λ^1 and a_λ^2 are not the same. It follows that there exists task t , and two processors a and b in the same row of p_λ^1 and p_λ^2 , such that the task execution time of t on a and t on b necessarily differs, which is impossible by the choice of a and b since the execution rate of a and b are the same by Definition 5.4. Thus, we conclude that n -task- n -processor assignments represented by $\{a_\lambda\}$ have the same task turnaround time (respectively, average processor utilization). \square

Proposition 5.4. *Let $\lambda = (\lambda_1, \lambda_2, \dots, \lambda_i) \vdash n$. If $\{A_\lambda\}$ is a standard assignment tabloid such that $\{A_\lambda\} = \{t_\lambda\}$, then n -task- n -processor assignments represented by $\{A_\lambda\}$ have the same task turnaround time (respectively, average processor utilization).*

Proof. It immediately follows from Proposition 5.3. \square

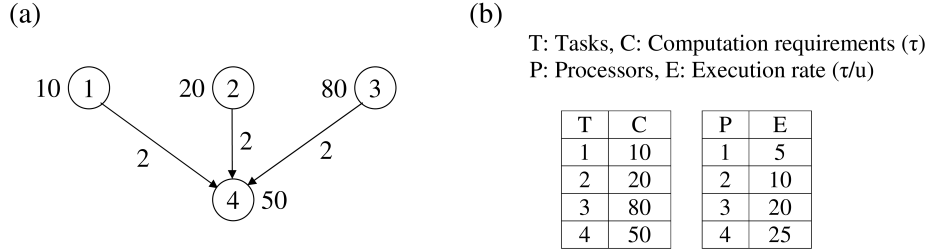


Fig. 4. (a) Task graph; (b) characteristics of tasks, processors.

However, the converse of Proposition 5.3 and 5.4 is not necessarily true. Two n -task- n -processor assignments represented by two different assignment tabloids may have the same task turnaround time. Suppose we have four tasks and four heterogeneous processors as shown in Fig. 4. Then, a standard assignment tabloid of shape $(1, 1, 1, 1)$ represents a 4-task-4-processor assignment in a unique manner. For example, consider two different standard assignment tabloids of shape $(1, 1, 1, 1)$ having the task assignment sets $A_1 \stackrel{\text{set}}{=} \{(1 \mapsto 1), (2 \mapsto 2), (3 \mapsto 3), (4 \mapsto 4)\}$ and $A_2 \stackrel{\text{set}}{=} \{(1 \mapsto 2), (2 \mapsto 1), (3 \mapsto 3), (4 \mapsto 4)\}$. A simple calculation shows that A_1 and A_2 have the same task turnaround time (8 time units) although their standard assignment tabloids are different.

5.2. Generalized assignment tableaux for n -task- m -processor assignments

An assignment tableau represents a task assignment, where each task in a cell (i, j) of a task tableau is assigned to each processor in a cell (i, j) of a processor tableau bijectively. If a set of tasks are assigned to a smaller set of processors, i.e., n -task- m -processor assignment ($m < n$), repetitions occur in the entries in a processor tableau. We use generalized Young tableaux to represent n -task- m -processor assignments for $m < n$.

Definition 5.6. A *generalized processor tableau* of shape λ , denoted as \bar{p}_λ , is a filling of the *Young diagram* of shape λ with processors $\{1, 2, \dots, n\}$ (repetitions allowed).

Definition 5.7. A *generalized assignment tableau* of shape λ , denoted as a_λ , is a 2-tuple of Young tableaux $a_\lambda \stackrel{\text{def}}{=} (t_\lambda, \bar{p}_\lambda)$, where t_λ is a task tableau of shape λ and \bar{p}_λ is a generalized processor tableau of shape λ .

Definition 5.8. A *standard task tableau* of shape λ , denoted as T_λ , is a task tableau having the entries of task IDs $\{1, 2, \dots, n\}$ in a sequential order, starting from the top left and ending at the bottom right. If a task tableau is the standard task tableau, then we say that the associated generalized assignment tableau is *standard*, denoted as \bar{A}_λ , i.e., $\bar{A}_\lambda \stackrel{\text{def}}{=} (T_\lambda, \bar{p}_\lambda)$.

$$(a) \bar{a}_\lambda = \left(\begin{array}{|c|c|c|} \hline 1 & 2 & 3 \\ \hline 4 & 5 & \\ \hline 6 & & \\ \hline \end{array}, \begin{array}{|c|c|c|} \hline 1 & 1 & 2 \\ \hline 1 & 3 & \\ \hline 2 & & \\ \hline \end{array} \right) \quad (b) \bar{A}_\lambda = \left(\begin{array}{|c|c|c|} \hline 1 & 1 & 2 \\ \hline 1 & 3 & \\ \hline 2 & & \\ \hline \end{array} \right) \quad (c) \bar{A}_\lambda = \begin{array}{|c|c|c|} \hline 1 & 1 & 2 \\ \hline 1 & 3 & \\ \hline 2 & & \\ \hline \end{array}$$

Fig. 5. (a) Generalized assignment tableau; (b),(c) standard generalized assignment tableaux.

Consider the generalized assignment tableau \bar{a}_λ in Fig. 5(a). Since the task tableau in \bar{a}_λ is the standard task tableau, \bar{a}_λ is the standard assignment tableau, i.e., $\bar{a}_\lambda = \bar{A}_\lambda$ by Definition 5.8. Thus, we have $\bar{a}_\lambda = \bar{A}_\lambda \stackrel{\text{set}}{=} \{(1 \mapsto 1), (2 \mapsto 1), (3 \mapsto 2), (4 \mapsto 1), (5 \mapsto 3), (6 \mapsto 2)\}$ for $\lambda = (3, 2, 1)$. As shown in Fig. 5(b), we also denote \bar{A}_λ as (\bar{p}_λ) rather than denoting a 2-tuple $(t_\lambda, \bar{p}_\lambda)$ for a standard generalized assignment tableau. Similarly to an assignment tableau, by a slight abuse of notation, we may denote \bar{A}_λ as \bar{p}_λ without parentheses if no confusion arises (see Fig. 5(c)).

Unlike n -task- n -processor assignments, a generalized assignment tableau alone does not necessarily determine the task turnaround time of a task assignment. As mentioned in Section 2.3, the start time of each task for an n -task- n -processor assignment is its unique data ready time. Meanwhile, the start time of each task for an n -task- m -processor assignment for $m < n$ depends on an execution order, i.e., temporal assignment of tasks. For example, if processor p has two tasks t_1 and t_2 with the same data ready time, then it depends on a task assignment algorithm to determine whether t_1 or t_2 is started first on p .

6. A k -assignments vector space and its k -assignments vectors

In our approach an n -task- n -processor assignment for a task graph having n nodes is represented by an assignment tableau or tabloid, while a certain set of n -task- n -processor assignments is represented by a k -assignments vector. The vector space of k -assignments vectors is a representation of \mathfrak{S}_n , which is closed under the action of \mathfrak{S}_n . An action of \mathfrak{S}_n to a k -assignments vector give a permutation of tasks on processors. For example, $(1\ 2)\{A_\mu^3\}$ swaps task 1 and task 2 in the task assignment represented by $\{A_\mu^3\}$. We first consider the vector space spanned by the set of standard assignment tabloids. Suppose $\mu = (3, 1)$ and let $u = \sum_k c_k \{A_\mu^k\}$, where each $\{A_\mu^k\}$ for $1 \leq k \leq 3$ is a distinct standard assignment tabloid of shape $\mu = (3, 1)$ in Fig. 6 and $c_k \in \mathbb{R}$ for $1 \leq k \leq 3$. This is clearly a vector space whose basis elements are $\{A_\mu^k\}$ for $1 \leq k \leq 3$.

$$\{A_\mu^1\} = \overline{\begin{array}{ccc|c} 1 & 2 & 3 & \\ \hline & & & 4 \end{array}}, \quad \{A_\mu^2\} = \overline{\begin{array}{ccc|c} 1 & 2 & 4 & \\ \hline & & & 3 \end{array}}, \quad \{A_\mu^3\} = \overline{\begin{array}{ccc|c} 1 & 3 & 4 & \\ \hline & & & 2 \end{array}}, \quad \{A_\mu^4\} = \overline{\begin{array}{ccc|c} 2 & 3 & 4 & \\ \hline & & & 1 \end{array}}.$$

Fig. 6. Standard assignment tabloids of shape $\mu = (3, 1)$.

Now let $g = (1\ 2) \in \mathfrak{S}_4$ acts on each standard assignment tabloid $\{A_\mu^k\}$ for $1 \leq k \leq 3$ in the same manner to a tabloid discussed in Section 4. Then we have $g\{A_\mu^1\} = \{A_\mu^1\}$, $g\{A_\mu^2\} = \{A_\mu^2\}$. However, $g\{A_\mu^3\}$ is not closed under the vector space we have. Note that swapping elements in the same row of the given tabloid remains the tabloid invariant. In case $g = (1\ 2) \in \mathfrak{S}_4$ acts on the standard assignment tabloid $\{A_\mu^3\}$, then the resulting tabloid has 1 in the second row, which is not available in the vector space spanned by $\{A_\mu^k\}$ for $1 \leq k \leq 3$. Thus, the vector space in consideration is not a representation of \mathfrak{S}_4 . Meanwhile, consider the vector space W spanned by $\{A_\mu^k\}$ for $1 \leq k \leq 4$

in Fig. 6. This space is closed under the action for all $g \in \mathfrak{S}_4$. It is a desirable property that the vector space of standard assignment tabloids of shape $\lambda \vdash n$ are closed under the action of \mathfrak{S}_n . The vector space W spanned by standard assignment tabloids of shape $(3, 1)$ is a representation of \mathfrak{S}_4 as shown in Definition 4.6.

Definition 6.1. Let $\lambda \vdash n$. A k -assignments vector space corresponding to shape λ , denoted V^λ , is a representation of \mathfrak{S}_n , spanned by all distinct standard assignment tabloids of shape λ . A vector in this vector space is called a k -assignments vector, which is a linear combination (over \mathbb{R}) of standard assignment tabloids of shape λ .

A k -assignments vector ranges from a single standard assignment tabloid to a linear combination of standard assignment tabloids of the given shape. If a k -assignments vector is a linear combination of distinct standard assignment tabloids, the k -assignments vector represents k -copies n -task- n -processor assignments including the case for $k = 1$, which is an n -task- n -processor assignment for a task graph having n nodes. The k -copies n -task- n -processor assignments arise when the same computations (e.g., k identical task graphs) are performed on the multiple independent set of data [32–34]. Since the heterogeneous system is dedicated to each n -task- n -processor assignment, we assume that k -copies n -task- n -processor assignments are executed consecutively one by one without any gap. Thus, the total turnaround time of k -copies n -task- n -processor assignments are the sum of each task turnaround time corresponding to each task graph of k -copies identical task graphs. Examples of the weighting scheme for a k -assignments vector will be discussed in Section 7.1. Note that V^λ for $\lambda \vdash n$ in Definition 6.1 is not necessarily an irreducible representation of \mathfrak{S}_n , i.e., it may contain a proper subspace of V^λ , which is closed under the action of \mathfrak{S}_n . For example, let W be a k -assignments vector space of shape μ spanned by $\{A_\mu^k\}$ for $1 \leq k \leq 4$ (see Fig. 6). Then the vector space spanned by $\{A_\mu^1\} + \{A_\mu^2\} + \{A_\mu^3\} + \{A_\mu^4\}$ is clearly a proper subspace of W , which is closed under the action of \mathfrak{S}_4 .

In addition, V^λ for $\lambda \vdash n$ itself is a subspace of $\bigoplus_{\lambda' \vdash n} V^{\lambda'}$ (the direct sum of k -assignments vector spaces of all shapes for a given n) that contains V^λ as its subspace. V^λ is essentially a permutation module corresponding to λ , which has a decomposition by using *Kostka numbers* [15, 23] and irreducible *Specht modules* [23]. It is beyond the scope of this paper to decompose V^λ into a sum of irreducible representations. Next we consider the dimension of V^λ .

Proposition 6.1. *Let $\lambda = (\lambda_1, \lambda_2, \dots, \lambda_i) \vdash n$. Then, the dimension of k -assignments vector space is $\dim(V^\lambda) = n! / (\lambda_1! \lambda_2! \cdots \lambda_i!)$.*

Proof. By Definition 6.1, each distinct standard assignment tabloid of shape λ corresponds to each basis element of V^λ . By Proposition 5.2, the number of distinct standard assignment tabloids of shape λ is $n! / (\lambda_1! \lambda_2! \cdots \lambda_i!)$. Thus, the dimension of V^λ is $\dim(V^\lambda) = n! / (\lambda_1! \lambda_2! \cdots \lambda_i!)$. \square

Since V^λ for $\lambda \vdash n$ is a permutation module by Definition 4.6 and 6.1, it affords the permutation representation associated with the set of standard assignment tabloids of shape λ . Thus, an associated set X for a permutation representation of \mathfrak{S}_n corresponds to a set of distinct standard assignment tabloids of shape $\lambda \vdash n$ for V^λ . It is known that a character of a permutation representation of \mathfrak{S}_n on an associated set X counts the number of fixed points [35] in the set X . Since the character of a permutation module is constant on conjugacy classes [27], the number of standard assignment tabloids of shape $\lambda \vdash n$ fixed by $\pi \in \mathfrak{S}_n$ is the character of V^λ evaluated on the conjugacy class corresponding to π .

Table 1. Characters of V^λ for \mathfrak{S}_4 (ϕ^λ : the character of V^λ , K_μ : the conjugacy class of \mathfrak{S}_4 with cycle type μ).

	$K_{(1,1,1,1)}$	$K_{(2,1,1)}$	$K_{(2,2)}$	$K_{(3,1)}$	$K_{(4)}$
$\phi^{(1,1,1,1)}$	24	0	0	0	0
$\phi^{(2,1,1)}$	12	2	0	0	0
$\phi^{(2,2)}$	6	2	2	0	0
$\phi^{(3,1)}$	4	2	0	1	0
$\phi^{(4)}$	1	1	1	1	1

As an example, the characters of V^λ for a symmetric group \mathfrak{S}_4 are computed in Table 1. It shows the list of characters of V^λ for each conjugacy class of \mathfrak{S}_4 , which coincides the characters of the permutation module M^λ for \mathfrak{S}_4 [30]. Note that the column of $K_{(1,1,1,1)}$ in Table 1 corresponds to the dimension of V^λ , which indicates the number of distinct standard assignment tabloids of shape $\lambda \vdash n$ for $n = 4$.

7. Applications

7.1. Vector Space Model

Vector space model (VSM) [22, 36] is an algebraic model that represents terms, documents and queries by vectors, widely used in information

retrieval, relevance rankings, etc. It has been one of the most popular models or techniques in information retrieval, where the information retrieval is referred to as a technique and a process of searching and interpreting the queried information from the stored data or corpus [36, 37]. The Boolean retrieval model [38] in information retrieval poses queries by using the Boolean expression of terms, i.e., terms combined with AND, OR, and NOT operators. Each document is viewed simply as a set of words in this model. The shortcomings of the Boolean retrieval model are the lack of mechanisms of document ranking [39]. The vector space model overcomes some limitations of Boolean retrieval model by assigning numeric scores to documents for a query [39]. This is established by measuring similarity between a query and document vector, where each document vector D_i and a query vector Q are represented by n -dimensional vectors in the term space such that $D_i = (w_{i,1}, w_{i,2}, \dots, w_{i,n})$ and $Q = (w_{Q,1}, w_{Q,2}, \dots, w_{Q,n})$ [36]. Each dimension of document and query vector corresponds to the number of distinct terms in the term space, where each $w_{i,k}$ and $w_{Q,k}$ for $1 \leq k \leq n$ represent the term weights in the document vector D_i and the query vector Q , respectively. The definition of a term is not inherent in the vector space model but words and phrases are often used as terms [39]. In this section we provide several examples of terms represented by Young tableaux including task and assignment tableaux. The common approach to the term-weighting scheme is *tf-idf* (*term frequency-inverse document frequency*) weighting scheme [40, 41]. In this scheme *tf* corresponds to the local parameter, while *idf* corresponds to the global parameter. The weight of a given term j in a document i in *tf-idf* scheme is defined as follows [41]:

$$w_{i,j} \stackrel{\text{def}}{=} tf_{i,j} \times idf_j = tf_{i,j} \times \log\left(\frac{N}{df_j}\right),$$

where N is the number of documents in the document collection, $tf_{i,j}$ denotes the term-frequency (number of times a given term j appears in a document i), and df_j denotes the document frequency (number of documents a given term j appears). Note that if a term appears in every document, then $\log(N/df_j)$ is 0. In contrast, if a term appears in a small number of documents with the high frequency, then it is assigned high weight. For example, consider a document D_i in which the term "system" occurs 10 times. Assume we have three documents and "system" appears in two documents among them. Then $tf_{i,j} = 10$ and $idf_j = \log(3/2)$. It follows that the term-weight $w_{i,j}$ for "system" in the document D_i is $w_{i,j} = 10 \times \log(3/2) = 1.761$.

Now we consider standard assignment tableaux as terms. Let

$$t_j = \begin{array}{|c|c|} \hline 1 & 2 \\ \hline 3 & \\ \hline \end{array}, \quad D_i : \begin{array}{|c|c|} \hline 2 & 1 \\ \hline 3 & \\ \hline \end{array} \quad \begin{array}{|c|c|} \hline 1 & 2 \\ \hline 3 & \\ \hline \end{array} \quad \begin{array}{|c|c|} \hline 1 & 2 \\ \hline 3 & \\ \hline \end{array} \quad \begin{array}{|c|c|} \hline 3 & 2 \\ \hline 1 & \\ \hline \end{array}.$$

A term t_j is a single task assignment by using Young tableau of shape $(2, 1)$ while the document D_i denotes 4-copies 3-task-3-processor assignments by using Young tableaux of shape $(2, 1)$. The term t_j occurs 2 times in D_i . Assume we have three documents and t_j appears in only one document among them. Then $tf_{i,j} = 2$ and $idf_j = \log(3/1)$. It follows that the term-weight $w_{i,j}$ for t_j in the document D_i is $w_{i,j} = 2 \times \log(3/1) = 0.9542$.

A simple similarity measure between a query and a document vector is obtained by computing an *inner product* between them. However, the inner product similarity measure tends to assign to a longer document a high score [42]. The *cosine-similarity* normalizes lengths of a query and a document vector to unit vectors and considers the inner product of those unit vectors [41]. We first define an inner product on a vector space V over \mathbb{R} .

Definition 7.1 ([43]). Let V be a vector space over \mathbb{R} . An *inner product* for V is a function (\cdot, \cdot) from $V \times V$ into \mathbb{R} , such that for all $x, y, z \in V$ and for all $k \in \mathbb{R}$:

- (i) $(kx + y, z) = k(x, z) + (y, z)$,
- (ii) $(x, y) = (y, x)$,
- (iii) $(x, x) \geq 0$,
- (iv) If $(x, x) = 0$, then $x = 0$.

Theorem 7.1 ([43]). *The equation*

$$(x, y) = \sum_{k=1}^n x_k y_k,$$

where $x = (x_1, x_2, \dots, x_n)$, $y = (y_1, y_2, \dots, y_n) \in \mathbb{R}^n$ defines an inner product on \mathbb{R}^n . \square

It is easily verified that Theorem 7.1 satisfies the definition of an inner product in Definition 7.1. If we let $|x|$ be the length of a vector $x = (x_1, x_2, \dots, x_n) \in \mathbb{R}^n$ such that $|x| = (\sum_{i=1}^n x_i^2)^{\frac{1}{2}}$, then the geometric interpretation of (x, y) is $(x, y) = |x||y|\cos \theta$, where θ is the angle between x and y . We shall write $x \cdot y$ rather than (x, y) for an inner product on $V = \mathbb{R}^n$.

To evaluate the degree of similarity between a document vector $D_i = (w_{i,1}, w_{i,2}, \dots, w_{i,n})$ and a query vector $Q = (w_{Q,1}, w_{Q,2}, \dots, w_{Q,n})$, we employ the cosine-similarity by using the cosine of the angle between two vectors:

$$\text{Similarity}(Q, D_i) \stackrel{\text{def}}{=} \cos \theta_{D_i} = \frac{Q \cdot D_i}{|Q||D_i|} = \frac{\sum_{j=1}^n w_{Q,j} \times w_{i,j}}{\sqrt{\sum_{j=1}^n w_{Q,j}^2 \times \sum_{j=1}^n w_{i,j}^2}},$$

where the weight of a term j in the query Q is $w_{Q,j} = tf_{Q,j} \times idf_j$.

Consider standard assignment tabloids of shape $(2, 2)$ as terms and some k -copies n -task- n -processor assignments by using standard assignment tabloids as the documents for D_i for $1 \leq i \leq 3$ (see Fig. 7). We find the rankings for each document D_i for $1 \leq i \leq 3$, by using cosine-similarity values for the given query Q . The query Q in Fig. 7 is encoded as "Y1,3,2,4 Y1,2,3,4" in

$$\begin{aligned} Q &: \begin{array}{|c|c|} \hline 1 & 3 \\ \hline 2 & 4 \\ \hline \end{array} \quad \begin{array}{|c|c|} \hline 1 & 2 \\ \hline 3 & 4 \\ \hline \end{array} . \\ D_1 &: \begin{array}{|c|c|} \hline 1 & 3 \\ \hline 2 & 4 \\ \hline \end{array} \quad \begin{array}{|c|c|} \hline 1 & 4 \\ \hline 2 & 3 \\ \hline \end{array} \quad \begin{array}{|c|c|} \hline 1 & 4 \\ \hline 2 & 3 \\ \hline \end{array} \quad \begin{array}{|c|c|} \hline 3 & 4 \\ \hline 1 & 2 \\ \hline \end{array} \quad \begin{array}{|c|c|} \hline 2 & 3 \\ \hline 1 & 4 \\ \hline \end{array}, \quad D_2 : \begin{array}{|c|c|} \hline 1 & 3 \\ \hline 2 & 4 \\ \hline \end{array} \quad \begin{array}{|c|c|} \hline 1 & 2 \\ \hline 3 & 4 \\ \hline \end{array} \quad \begin{array}{|c|c|} \hline 1 & 3 \\ \hline 2 & 4 \\ \hline \end{array}, \\ D_3 &: \begin{array}{|c|c|} \hline 2 & 4 \\ \hline 1 & 3 \\ \hline \end{array} \quad \begin{array}{|c|c|} \hline 1 & 2 \\ \hline 3 & 4 \\ \hline \end{array} \quad \begin{array}{|c|c|} \hline 1 & 2 \\ \hline 3 & 4 \\ \hline \end{array} \quad \begin{array}{|c|c|} \hline 2 & 4 \\ \hline 1 & 3 \\ \hline \end{array}. \end{aligned}$$

Fig. 7. Task assignment query and data.

which "Y" denotes a tabloid instead of a Young tableau (denoted as "y"). The metadata for the query and documents specifies how the data is encoded. For example, it specifies whether it is a Young tableau or tabloid, and the shape of Young tableau (or Young tabloid), including number of cells and their partition. Similarly, the D_1 , D_2 , and D_3 are encoded as follows:

$$\begin{aligned} D_1 &: Y1,3,2,4 \ Y1,4,2,3 \ Y1,4,2,3 \ Y3,4,1,2 \ Y2,3,1,4, \\ D_2 &: Y1,3,2,4 \ Y1,2,3,4 \ Y1,3,2,4, \\ D_3 &: Y2,4,1,3 \ Y1,2,3,4 \ Y1,2,3,4 \ Y2,4,1,3. \end{aligned}$$

Six distinct terms are available in the term space, i.e., k -assignments vector space $V^\lambda = \mathbb{R}^6$, where each orthogonal term vector in the term space corresponds to the distinct standard assignment tabloid of shape $\lambda \vdash n$, where $\lambda = (2, 2)$ and $n = 4$ (see Table 2). Note that the repetition of terms is allowed in each document. Table 2 shows the term weights for each encoded

standard assignment tabloid in the k -assignments vector space V^λ , based on the $tf-idf$ weighting scheme [40, 42].

Table 2. Term weights for Q , D_1 , D_2 , and D_3 in Fig. 7.

Term Weights : $w_{i,j} = tf_{i,j} \times idf_j$ ($tf_{i,j}$: Term Frequency, idf_j : Inverse Document Frequency)											
Total Number of Documents $N=3$, $idf_j = \log(N/df_j)$ (df_j : number of documents containing term j)											
	$tf_{i,j}$							$w_{i,j} = tf_{i,j} \times idf_j$			
Terms	Q	D_1	D_2	D_3	df_j	N/df_j	idf_j	Q	D_1	D_2	D_3
Y1,2,3,4	1	0	1	2	2	3/2	0.176	0.176	0	0.176	0.352
Y1,3,2,4	1	1	2	0	2	3/2	0.176	0.176	0.176	0.352	0
Y1,4,2,3	0	2	0	0	1	3/1	0.477	0	0.954	0	0
Y2,3,1,4	0	1	0	0	1	3/1	0.477	0	0.477	0	0
Y2,4,1,3	0	0	0	2	1	3/1	0.477	0	0	0	0.954
Y3,4,1,2	0	1	0	0	1	3/1	0.477	0	0.477	0	0

Now, we compute cosine-similarity values between the query vector and each document vector. Since $|D_i| = \sqrt{\sum_j w_{i,j}^2}$ and $|Q| = \sqrt{\sum_j w_{Q,j}^2}$, we have

$$\begin{aligned}
|Q| &= \sqrt{0.176^2 + 0.176^2} \approx \sqrt{0.062} \approx 0.249, \\
|D_1| &= \sqrt{0.176^2 + 0.954^2 + 0.477^2 + 0.477^2} \approx \sqrt{1.396} \approx 1.182, \\
|D_2| &= \sqrt{0.176^2 + 0.352^2} \approx \sqrt{0.155} \approx 0.394, \\
|D_3| &= \sqrt{0.352^2 + 0.954^2} \approx \sqrt{1.034} \approx 1.017.
\end{aligned}$$

We also have $Q \cdot D_i = \sum_j w_{Q,j} w_{i,j}$ such that

$$\begin{aligned}
Q \cdot D_1 &= 0.176 \times 0.176 \approx 0.031, \\
Q \cdot D_2 &= (0.176 \times 0.176) + (0.176 \times 0.352) \approx 0.093, \\
Q \cdot D_3 &= 0.176 \times 0.352 \approx 0.062.
\end{aligned}$$

Now the cosine-similarity value between Q and each D_i is as follows:

$$\begin{aligned}
\text{Similarity}(Q, D_1) &= \cosine \theta_{D_1} = \frac{Q \cdot D_1}{|Q||D_1|} \approx \frac{0.031}{0.249 \times 1.182} \approx 0.105, \\
\text{Similarity}(Q, D_2) &= \cosine \theta_{D_2} = \frac{Q \cdot D_2}{|Q||D_2|} \approx \frac{0.093}{0.249 \times 0.394} \approx 0.949,
\end{aligned}$$

$$\text{Similarity}(Q, D_3) = \cosine \theta_{D_3} = \frac{Q \cdot D_3}{|Q||D_3|} \approx \frac{0.062}{0.249 \times 1.017} \approx 0.245,$$

Finally, we rank document vectors in a descending order by using cosine-similarity values. A document with a higher rank implies that it is more similar to the query in terms of cosine-similarity. The document vector D_2 is the highest rank with the cosine-similarity value 0.949. Meanwhile, the document vector D_1 is the lowest rank with the cosine-similarity value 0.105.

The average task turnaround time for a k -assignments vector is an estimated indicator for similarity, where the average task turnaround time is the total task turnaround time of k -copies n -task- n -processor assignments divided by k . For example, suppose we have a task graph shown in Fig. 4(a) and four processors 1, 2, 3, and 4 with execution rates 5, 5, 10, and 10 (τ/u), respectively. Consider 4-task-4-processor assignments represented by (encoded) standard assignment tabloids in Table 2. Simple calculations show that the task turnaround times are 15 (time units (u)) for "Y1,2,3,4", 23 for "Y1,3,2,4", 20 for "Y1,4,2,3", 23 for "Y2,3,1,4", 20 for "Y2,4,1,3", and 28 for "Y3,4,1,2". Now the average task turnaround times are 19 for Q , 22.8 for D_1 , 20.33 for D_2 , and 17.5 for D_3 . It shows that Q is the most similar to D_2 , which agrees with the previous document ranking.

There are other variants of *tf-idf* weighting schemes, such as *sublinear tf scaling* [38], *maximal tf normalization* [44], and *pivoted document length normalization* [42, 45] in the information retrieval domain. However, most information retrieval concepts are not directly applicable to our current vector space model. For example, stemming and relevance feedback [38, 42] in the information retrieval has no counterparts in our current model of k -assignments vector space. Our k -assignments vector space (of shape $\lambda \vdash n$) is also different from the classic vector space model in that it is the representation of the symmetric group \mathfrak{S}_n . The action of \mathfrak{S}_n should be defined on the k -assignments vector space and the space should be closed under that action. However, if the dimension is too high, it is expensive to compute the similarity values for a given query. Therefore, the vector space model approach is only applicable for a low dimensional k -assignments vector space with enough previous n -task- n -processor assignments. If the dimension is too high for k -assignments vector space, we may need to consider reducing dimensions by using Genetic Algorithms (GAs) [46, 47] at the cost of forgetting the \mathfrak{S}_n -module structure, which means that the space is not necessarily closed under the action of \mathfrak{S}_n . Furthermore, negative k -assignments vectors

have no specific meaning in our current model, so we only concern the positive quadrant of k -assignments vector space in order to measure the similarity between k -assignments vectors.

7.2. The dual space of a k -assignments vector space

Each k -assignments vector in the k -assignments vector space V^λ may represent a scalar-valued quantity (e.g., total or average task turnaround time) for k -copies n -task- n -processor assignments. In this section we consider the dual space \widehat{V}^λ of a k -assignments vector space V^λ .

Definition 7.2 ([23, 28]). Let V be a vector space over \mathbb{R} , and \mathbb{R} be a one-dimensional vector space over itself. Let $\text{Hom}_{\mathbb{R}}(V, \mathbb{R})$ be the set of all linear transformations from V to \mathbb{R} . This set is called the *dual space* of V , denoted \widehat{V} . The elements of \widehat{V} are called *linear functionals*. There is a natural pairing between \widehat{V} and V defined by

$$\langle \phi, v \rangle \stackrel{\text{def}}{=} \phi(v) \text{ for } \phi \in \widehat{V} \text{ and } v \in V.$$

Theorem 7.2 ([28]). If $B = \{v_1, v_2, \dots, v_n\}$ is a basis of the (finite dimensional) vector space V over \mathbb{R} , define $\hat{v}_i \in \widehat{V}$ for each $i \in \{1, 2, \dots, n\}$ by its action on the basis B :

$$\hat{v}_i(v_j) = \delta_{ij} \text{ for } 1 \leq j \leq n,$$

where the Kronecker delta notation δ_{ij} for $1 \leq j \leq n$ denotes $0 \in \mathbb{R}$ if $i \neq j$ and $1 \in \mathbb{R}$ if $i = j$. Then \widehat{V} is the n -dimensional vector space with basis $\{\hat{v}_1, \hat{v}_2, \dots, \hat{v}_n\}$. \square

Now consider standard assignment tabloids in Fig. 7 and Table 2 in Section 7.1. The corresponding k -assignments vector space is $V^\lambda = \mathbb{R}^6$ for $\lambda = (2, 2)$, where the basis elements are $v_1 = \text{Y1,2,3,4}$, $v_2 = \text{Y1,3,2,4}$, $v_3 = \text{Y1,4,2,3}$, $v_4 = \text{Y2,3,1,4}$, $v_5 = \text{Y2,4,1,3}$, and $v_6 = \text{Y3,4,1,2}$ for the encoded standard assignment tabloids. If we apply the simple *tf* weighting method [41] by dropping *idf* factor from *tf-idf* weighting method, we have $Q = v_1 + v_2$, $D_1 = v_2 + 2v_3 + v_4 + v_6$, $D_2 = v_1 + 2v_2$, and $D_3 = 2v_1 + 2v_5$. Assume that the computation requirements are 1, 2, 3, and 4 units (τ) for tasks 1, 2, 3, and 4, respectively, and the execution rates are 1, 1, 2, and 2 (τ/u) for processors 1, 2, 3, and 4, respectively. Assume also that the precedence relationship for tasks are simply $1 \rightarrow 2 \rightarrow 3 \rightarrow 4$. Simple calculations show that

the task turnaround time for v_1 is $(1/1) + (2/1) + (3/2) + (4/2) = 6.5$ time units (u). In a similar manner, the task turnaround times for the remaining standard assignment tabloids are 7, 7.5, 7.5, 8, and 8.5 time units for v_2 , v_3 , v_4 , v_5 , and v_6 , respectively. One of the important linear functionals in the dual space \widehat{V}^λ of V^λ is $\phi = 6.5\hat{v}_1 + 7\hat{v}_2 + 7.5\hat{v}_3 + 7.5\hat{v}_4 + 8\hat{v}_5 + 8.5\hat{v}_6$, where $\langle \phi, v_1 \rangle = 6.5$, $\langle \phi, v_2 \rangle = 7$, etc. By pairing ϕ with each standard assignment tabloid, we restore the value of the task turnaround time for each standard assignment tabloid. Now pairing ϕ with the k -assignments vector D_1 , we have the total turnaround time for task assignments of D_1 , i.e., $\langle \phi, D_1 \rangle = 7 + 2 \times 7.5 + 7.5 + 8.5 = 38$ time units. We next consider the *dual representation* for \widehat{V}^λ . The definition of the dual representation is as follows:

Definition 7.3 ([23, 48]). Let $\widehat{V} = \text{Hom}_{\mathbb{R}}(V, \mathbb{R})$ be the dual space of V . The *dual representation* $\hat{\rho} : G \rightarrow \text{GL}(\widehat{V})$ to $\rho : G \rightarrow \text{GL}(V)$ is the representation of G acting on \widehat{V} given by

$$\hat{\rho}(g) = {}^t\rho(g^{-1}) : \widehat{V} \rightarrow \widehat{V},$$

where $\hat{\rho}(g)$ is the transpose of $\rho(g^{-1})$, and $\langle \hat{\rho}(g)(\hat{v}), \rho(g)(v) \rangle = \langle \hat{v}, v \rangle$ for all $g \in G$, $v \in V$, and $\hat{v} \in \widehat{V}$.

The definition of the dual representation allows the following diagram to be commutative [23]:

$$\begin{array}{ccc} V & \xrightarrow{\phi} & \mathbb{R} \\ g \downarrow & & \downarrow g \\ V & \xrightarrow{g\phi} & \mathbb{R} \end{array}$$

Thus, $(g\phi)(v) = g\phi(g^{-1}v)$ for all $g \in G$ and $v \in V$. Since $gx = x$ for all $x \in \mathbb{R}$, we have $(g\phi)(v) = g\phi(g^{-1}v) = \phi(g^{-1}v)$. Since $\phi(g^{-1}v) = ({}^t(g^{-1})\phi)(v)$, we see that $g\phi = {}^t(g^{-1})\phi$, which agrees with the above definition.

As a simple example, let $V^\mu = \mathbb{R}^2$ be two dimensional k -assignments vector space with basis elements $v_1 = (1, 0)$ and $v_2 = (0, 1)$, and let \widehat{V}^μ be the dual space of V^μ with basis elements \hat{v}_1 and \hat{v}_2 selected by Theorem 7.2. Let ψ

be a linear functional in \widehat{V}^μ and v be a vector in V^μ such that $v = v_1 + v_2$ and $\psi = \hat{v}_1 + 2\hat{v}_2$. We see that v is the 2-copies 4-task-4-processor assignments, consisting of standard assignment tabloids v_1 and v_2 . Similarly, ψ has an interpretation that a task turnaround time for v_1 is 1 time unit and v_2 is 2 time units. By pairing ψ with v , we obtain the total turnaround time of v , i.e., $\langle \psi, v \rangle = \langle \hat{v}_1 + 2\hat{v}_2, v_1 + v_2 \rangle = 3$. Let $\rho : G \rightarrow \text{GL}(2, \mathbb{R})$ be a matrix representation of a finite group G associated with V^μ such that $\rho(g) = \begin{pmatrix} 1 & 0 \\ 0 & 3 \end{pmatrix}$ for some $g \in G$. We see that $\rho(g)$ transforms $v = v_1 + v_2$ into $v' = v_1 + 3v_2$. Thus, v' becomes the 4-copies 4-task-4-processor assignments, consisting of a single standard assignment tabloid v_1 and three standard assignment tabloids of v_2 . Let $\hat{\rho} : G \rightarrow \text{GL}(2, \mathbb{R})$ be a dual (matrix) representation of a finite group G associated with \widehat{V}^μ . Then, we have $\hat{\rho}(g) = {}^t\rho(g^{-1}) = \begin{pmatrix} 1 & 0 \\ 0 & 1/3 \end{pmatrix}$ satisfying $\langle \hat{\rho}(g)(\psi), \rho(g)(v) \rangle = \langle \psi, v \rangle$. Similarly, $\hat{\rho}(g)$ transforms $\psi = \hat{v}_1 + 2\hat{v}_2$ into $\psi' = \hat{v}_1 + \frac{2}{3}\hat{v}_2$. This implies that a task turnaround time for v_2 should be reduced to one third of the original task turnaround time of v_2 in order to keep the value of $\langle \psi, v \rangle$ invariant, i.e., $\langle \hat{\rho}(g)(\psi), \rho(g)(v) \rangle = \langle \psi', v' \rangle = \langle \psi, v \rangle$.

8. Conclusions

This paper presented a framework for representing task assignments for partitioned processors (respectively, tasks) in distributed systems by using Young tableaux and symmetric groups. We showed that a task assignment with a partition is naturally represented by an assignment tableau, which is a 2-tuple of a task and a processor tableau. We also showed that k -copies n -task- n -processor assignments are represented as a k -assignments vector in the k -assignments vector space V^λ of shape $\lambda \vdash n$. This allows us to measure the cosine-similarity between k -assignments vectors in V^λ . Further, the space V^λ is a representation of \mathfrak{S}_n , implying that it is closed under the action of \mathfrak{S}_n . Thus, we may apply permutations of tasks to an arbitrary k -assignments vector in a systematic manner. By raising the expressiveness of task assignments, our model is able to employ both Vector Space Model (VSM) and the dual vector space \widehat{V}^λ of V^λ .

To the best of our knowledge, this paper is the first attempt at connecting the representation theory of symmetric groups to task assignment or schedul-

ing problems in distributed systems. This research is still in its infancy to link both research areas, and work is continuing on those aspects from both theoretical and practical perspectives.

References

- [1] A. S. Tanenbaum, Distributed Operating Systems, Prentice Hall, 1995.
- [2] H. El-Rewini, T. G. Lewis, Distributed and Parellel Computing, Manning Publications, 1998.
- [3] L.-L. Wang, Optimal assignment of task modules with precedence for distributed processing by graph matching and state-space search, BIT 28 (1) (1988) 54–68.
- [4] K. Efe, Heuristic models of task assignment scheduling in distributed systems, Computer 15 (1982) 50–56.
- [5] C. C. Shen, W. H. Tsai, A Graph Matching Approach to Optimal Task Assignment in Distributed Computing System Using a Minimax Criterion, IEEE Trans. Computers C-34 (1985) 197–203.
- [6] J.-C. Lin, Optimal Task Assignment with Precedence in Distributed Computing Systems, Information Sciences 78 (1-2) (1994) 1–18.
- [7] N. G. Shivaratri, P. Krueger, M. Singhal, Load Distributing for Locally Distributed Systems, Computer 25 (1992) 33–44.
- [8] A. Y. Zomaya, Y.-H. Teh, Observations on Using Genetic Algorithms for Dynamic Load-Balancing, IEEE Transactions on Parallel and Distributed Systems 12 (2001) 899–911.
- [9] R. Burkard, M. Dell’Amico, S. Martello, Assignment Problems, Society for Industrial and Applied Mathematics, 2009.
- [10] L. Bus, P. Tvrdik, Distributed Memory Auction Algorithms for the Linear Assignment Problem, in: Proceedings of 14th IASTED International Conference of Parallel and Distributed Computing and Systems, 2002, pp. 137–142.

- [11] A. Naiem, M. El-Beltagy, Deep Greedy Switching: A Fast and Simple Approach For Linear Assignment Problems, in: 7th International Conference of Numerical Analysis and Applied Mathematics (ICNAAM 2009), 2009.
- [12] Y. B. Cho, T. Kurokawa, Y. Takefuji, H. S. Kim, An $O(1)$ approximate parallel algorithm for the n-task-n-person assignment problem, in: Proceedings of 1993 International Joint Conference on Neural Networks, 1993, pp. 1503–1506.
- [13] O. Sinnen, Task Scheduling for Parallel Systems, Wiley-Interscience, 2007.
- [14] W. Fulton, Young Tableaux: With application to Representation Theory and Geometry, Cambridge University Press, 1997.
- [15] B. E. Sagan, The Symmetric Group: Representations, Combinatorial Algorithms, and Symmetric Functions, 2nd Edition, Springer-Verlag, 2001.
- [16] A. Z. S. Shahul, O. Sinnen, Optimal Scheduling of Task Graphs on Parallel Systems, in: Proceedings of the 2008 Ninth International Conference on Parallel and Distributed Computing, Applications and Technologies, 2008, pp. 323–328.
- [17] F. Suter, F. Desprez, H. Casanova, From Heterogeneous Task Scheduling to Heterogeneous Mixed Parallel Scheduling, in: Euro-Par 2004 Parallel Processing, 2004, pp. 230–237.
- [18] A. Benoit, Y. Robert, Mapping pipeline skeletons onto heterogeneous platforms, Journal of Parallel and Distributed Computing 68 (2008) 790–808.
- [19] H. El-Rewini, T. G. Lewis, H. H. Ali, Task scheduling in parallel and distributed systems, Prentice-Hall, Inc., 1994.
- [20] E. Ilavarasan, P. Thambidurai, R. Mahilmanan, High performance task scheduling algorithm for heterogeneous computing system, in: ICA3PP 2005, 2005, pp. 193–203.

- [21] F. Tinetti, A. Quijano, A. D. Giusti, Heterogeneous Networks of Workstations and SPMD Scientific Computing, in: International Conference on Parallel Processing, 1999.
- [22] G. Salton, A. Wong, C. S. Yang, A vector space model for automatic indexing, *Communications of the ACM* 18 (1975) 613–620.
- [23] W. Fulton, J. Harris, Representation Theory. A First Course, Springer-Verlag, 1991.
- [24] E. W. Weisstein, CRC Concise Encyclopedia of Mathematics, Boca Raton: Chapman and Hall/CRC, 2003.
- [25] J. B. Fraleigh, A First Course in Abstract Algebra, Addison-Wesley, Reading, 1998.
- [26] T. Hungerford, Algebra, Springer-Verlag, 1980.
- [27] J. L. Alperin, R. B. Bell, Groups and Representations, 2nd Edition, Springer-Verlag, 1995.
- [28] D. Dummit, R. Foote, Abstract Algebra, 3rd Edition, Wiley, 2003.
- [29] J. J. Rotman, The Theory of Groups: An introduction, Allyn and Bacon, Inc, 1965.
- [30] Y. Zhao, Young tableaux and the representations of the symmetric group, *Harvard College Math Review* 2 (2008) 33–45.
- [31] A. Knutson, A. Yong, Tableau complexes, *Israel Journal of Mathematics* 163 (2008) 317–343.
- [32] S. Diakité, L. Marchal, J.-M. Nicod, L. Philippe, Steady-State for Batches of Identical Task Trees, in: Euro-Par '09: Proceedings of the 15th International Euro-Par Conference on Parallel Processing, 2009, pp. 203–215.
- [33] M. Gallet, L. Marchal, F. Vivien, Efficient scheduling of task graph collections on heterogeneous resources, in: IPDPS '09: IEEE International Parallel and Distributed Processing Symposium, 2009, pp. 1–11.

- [34] G.-J. Hwang, S.-S. Tseng, A Heuristic Task Assignment Algorithm to Maximize Reliability of a Distributed System, *IEEE Transactions on Reliability* 42 (1993) 408–415.
- [35] Y. Cherniavsky, M. Sklarz, Conjugacy in permutation representations of the symmetric group, *Communications in Algebra* 36 (2008) 1726–1738.
- [36] I. R. Silva, J. N. Souza, K. S. Santos, Dependence among terms in vector space model, in: *Proceedings of the International Database Engineering and Applications Symposium*, 2004, pp. 97–102.
- [37] K. Latha, R. Rajaram, An efficient LSI based information retrieval framework using particle swarm optimization and simulated annealing approach, in: *Proceedings of 16th International Conference on Advanced Computing and Communications*, 2008, pp. 94–101.
- [38] C. D. Manning, P. Raghavan, H. Schütze, *Introduction to Information Retrieval*, Cambridge University Press, 2008.
- [39] A. Singhal, *Modern Information Retrieval: A Brief Overview*, *IEEE Data Engineering Bulletin* 24 (2001) 35–43.
- [40] E. Garcia, *Description, Advantages and Limitations of the Classic Vector Space Model* (2006).
URL <http://www.miislita.com/term-vector/term-vector-3.html>
- [41] D. L. Lee, H. Chuang, K. Seamons, Document Ranking and the Vector-Space Model, *IEEE Computer*, Theme Issues on Assessing Measurement 14 (1997) 67–75.
- [42] D. Grossman, O. Frieder, *Information Retrieval: Algorithms and Heuristics*, Springer Publishers, 2004.
- [43] R. Johnsonbaugh, W. E. Pfaffenberger, *Foundations of mathematical analysis*, Marcel Dekker, Inc, 1981.
- [44] J. Allan, J. Callan, W. B. Croft, L. Ballesteros, D. Byrd, R. Swann, J. Xu, INQUERY does battle with TREC-6, in: *Proceedings of the Sixth Text REtrieval Conference (TREC-6)*, 1997, pp. 169–206.

- [45] A. Singhal, C. Buckley, M. Mitra, Pivoted document length normalization, in: Proceedings of the 19th annual international ACM SIGIR conference on Research and development in information retrieval, 1996, pp. 21–29.
- [46] A. Mehrabi, S. Mehrabi, A. D. Mehrabi, An Adaptive Genetic Algorithm for Multiprocessor Task Assignment Problem with Limited Memory, in: WCECS 2009, 2009, pp. 1018–1023.
- [47] J. H. Holland, Adaptation in Natural and Artificial Systems, Michigan University Press, 1975.
- [48] B. C. Hall, Lie Groups, Lie Algebras, and Representations: An Elementary Introduction, Springer-Verlag, 2003.