

Saturation and Scaling of Multiplicity, Mean p_T and p_T
Distributions from $200 \text{ GeV} \leq \sqrt{s} \leq 7 \text{ TeV}$ –
Addendum

LARRY MCLERRAN

BNL and Riken Brookhaven Center, Upton, NY

AND

MICHAL PRASZALOWICZ

M. Smoluchowski Institute of Physics, Jagellonian University, Reymonta 4,
30-059 Krakow, Poland

In the previous paper we have argued that the LHC data on multiplicity, average transverse momentum, and charged particle transverse momentum distributions are well described with minimal modeling in terms of a saturation scale $Q_{\text{sat}}(s)$. As a consequence, the p_T spectra should exhibit geometric scaling. In this short note we show that recently released CMS data at $\sqrt{s} = 0.9, 2.36$ and 7 TeV fall on a universal curve when plotted in terms of suitably defined scaling variable τ .

In Ref.[1] we argued that the LHC data can be naturally described by assuming that particles in pp high energy collisions are produced from a saturated gluonic matter characterized by a saturation scale $Q_{\text{sat}}^2(s) \sim Q_0^2(s_0/s)^{\lambda/2}$ where $Q_0 \sim 1 \text{ GeV}$ and s_0 is the energy scale that depends on the observable in question. Power $\lambda \sim 0.2 \div 0.3$ is related to the growth of the gluon distribution in proton with decreasing Bjorken x as measured at HERA [2]. This behavior has a natural explanation within the theory of saturation and the Color Glass Condensate. For details and relevant references we refer the reader to Ref.[1].

In Ref.[1] we have argued that if the saturation momentum is the only scale that controls p_T distributions, on dimensional grounds, these distributions should have a geometrical scaling [2]

$$\frac{dN_{\text{ch}}}{dydp_T^2} = \frac{1}{Q_0^2} F(\tau) \quad (1)$$

(1)

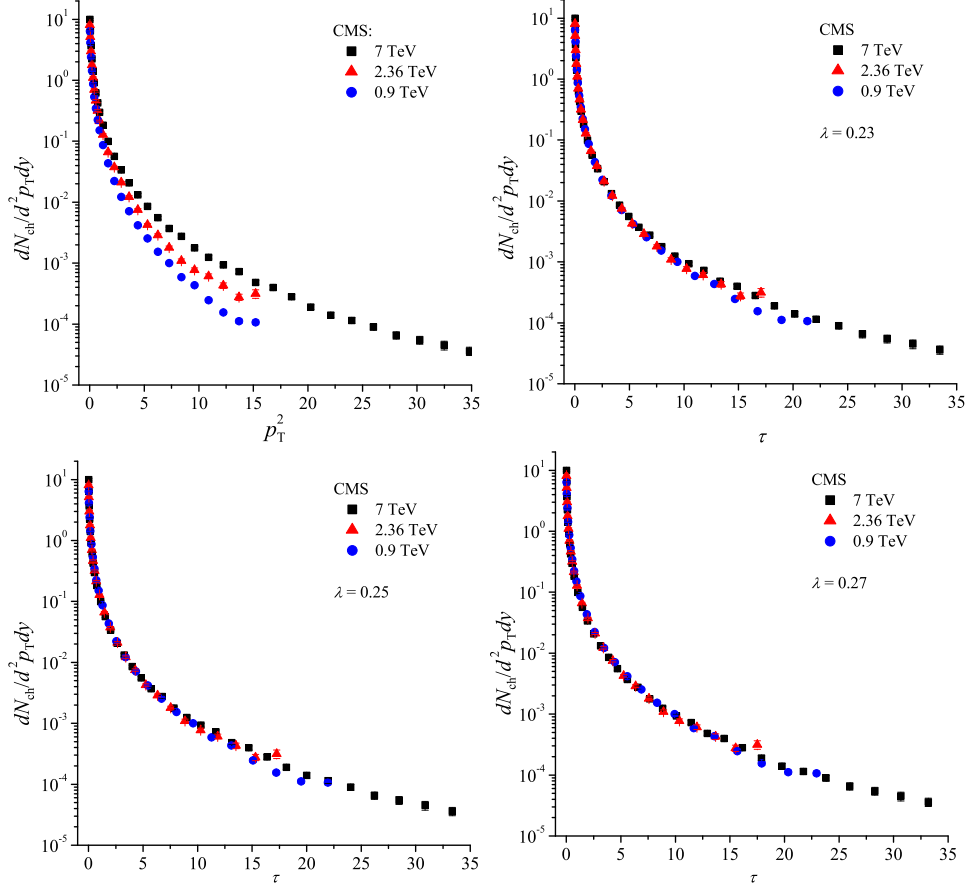


Fig. 1. Geometric scaling of the transverse momentum spectra that are plotted in terms of p_T^2 and scaling variable τ for three choices of $\lambda = 0.23, 0.25$ and 0.27 .

where $Q_0 \sim 1$ GeV has been factorized for convenience. Function $F(\tau)$ is a *universal, energy independent*, dimensionless function of dimensionless scaling variable

$$\tau = \frac{p_T^2}{Q_0^2} \left(\frac{p_T}{W} \right)^\lambda \quad (2)$$

where $W \sim \sqrt{s}$ (in Ref.[1] $W = \sqrt{s} \times 10^{-3}$ if all energy scales are in GeV).

At the time when Ref.[1] was published the p_T distributions measured by CMS [3] have not been publicly accessible yet. Therefore we had to perform our analysis using Tsallis parametrizations of the CMS data. Now, when p_T distributions are available from the Durham Reaction Data Base [4], we repeat our analysis on the real data. In Fig.1 we plot d^2N_{ch}/dyd^2p_T

for full CMS (pseudo)rapidity range $|\eta| < 2.4$ firstly as a function of p_T^2 (*i.e.* for $\tau(\lambda = 0)$) and then as a function of scaling variable τ for three choices of $\lambda = 0.23, 0.25$ and 0.27 . We see that indeed the data follow the universal curve exhibiting geometric scaling. The quality of scaling depends on the actual value of λ and is best for the larger values shown. For all three of choices examined in this note, the quality is very impressive. Similar conclusion can be drawn for the UA1 data on $p\bar{p}$ [5] as shown in Fig. 2.

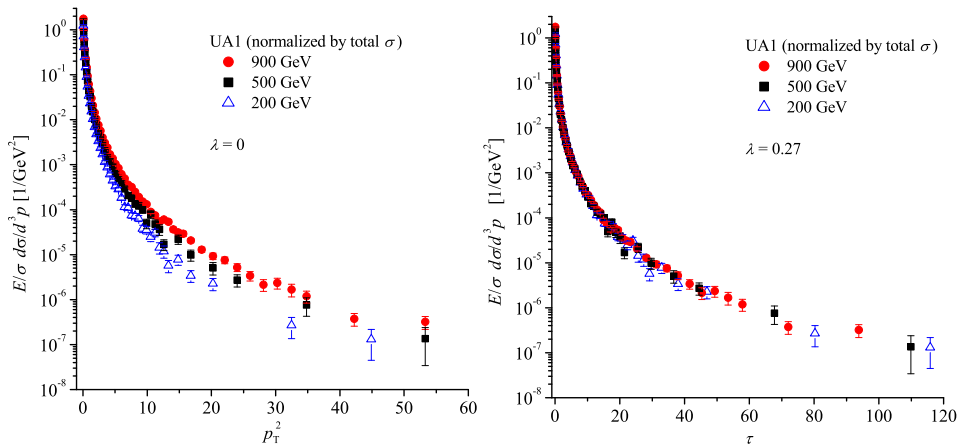


Fig. 2. Geometric scaling of the transverse momentum spectra that are plotted in terms of p_T^2 and scaling variable τ for $\lambda = 0.27$. Data points taken from Ref. [5] are normalized by total cross-section as given in Ref. [6].

We also show in Fig. 3 the fits to the central rapidity multiplicity and the average transverse momentum at central rapidity for the values of λ that describe the geometrical scaling in the transverse momentum distributions. The data on multiplicity show a slight preference for the smaller λ values, but the description is quite good for all values.

This small difference between the two powers (the power λ preferred by geometrical scaling and λ that fits multiplicity and $\langle p_T \rangle$ growth with energy) can be easily understood as a consequence of geometrical scaling. Indeed

$$\frac{dN_{\text{ch}}}{dy} = \int \frac{dp_T^2}{Q_0^2} F(\tau). \quad (3)$$

Simple change of variables gives

$$\frac{dp_T^2}{Q_0^2} = \frac{2}{2+\lambda} \left(\frac{W}{Q_0} \right)^{\frac{2\lambda}{2+\lambda}} \tau^{-\frac{\lambda}{2+\lambda}} d\tau. \quad (4)$$

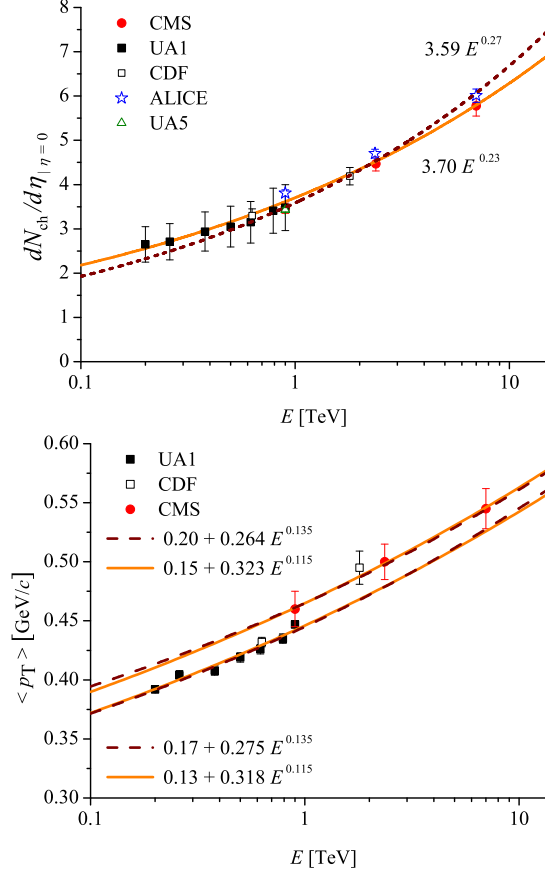


Fig. 3. Central multiplicity density and average p_T as functions of energy, plotted for energy dependence corresponding to the two λ values: $\lambda = 0.23, 0.27$. Experimental data are taken from Refs. [3] (CMS), [5] (UA1), [7] (UA5), [8] (CDF) and [9] (Alice).

The integral over $d\tau$ is convergent and *universal*, *i.e.* it does not depend on energy. It follows from Eq.(4) that the effective power of the multiplicity growth is

$$\lambda_{\text{eff}} = \frac{2\lambda}{2 + \lambda} < \lambda \quad (5)$$

rather than λ . For $\lambda = 0.27$ we have that $\lambda_{\text{eff}} = 0.238$.

It should be noted that in evolution equations, the parameter λ is of order α_S . The deviation between λ_{eff} and λ is therefore of order α_S^2 . This gives us an estimate of the uncertainty of our considerations due to higher order effects. A proper treatment that builds in logarithmic corrections and

corrections due to impact parameter may be expected to generate deviations from our results. It is quite exceptional that our naive considerations work so well.

In the meantime, after the publication of Ref. [1], other authors have undertaken a more ambitious task to calculate particle spectra from the models based on Color Glass Condensate that incorporate both HERA and RHIC data [10]. These studies show indeed that saturated gluonic matter dominates particle production in γp collisions at small Bjorken x and in heavy ion and pp collisions at high energies. If so, some universal features must be present in the data of these three different reactions. Geometric scaling [2], as shown in Ref. [1] and in the present note, is one of them

Acknowledgments

The research of L. McLerran is supported under DOE Contract No. DE-AC02-98CH10886. M. Praszalowicz acknowledges support of Polish-German PAN-DFG grant.

REFERENCES

- [1] L. McLerran and M. Praszalowicz, *Acta Phys. Polon. B* **41** (2010) 1917 [arXiv:1006.4293 [hep-ph]].
- [2] A. M. Stasto, K. J. Golec-Biernat and J. Kwiecinski, *Phys. Rev. Lett.* **86**, 596 (2001) [arXiv:hep-ph/0007192].
- [3] V. Khachatryan *et al.* [CMS Collaboration], *JHEP* **1002** (2010) 041 [arXiv:1002.0621 [hep-ex]];
V. Khachatryan *et al.* [CMS Collaboration], *Phys. Rev. Lett.* **105** (2010) 022002 [arXiv:1005.3299 [hep-ex]].
- [4] The Durham HepData Project, <http://hepdata.cedar.ac.uk/View/8547297>,
<http://hepdata.cedar.ac.uk/View/8656010>
- [5] C. Albajar *et al.* [UA1 Collaboration], *Nucl. Phys. B* **335** (1990) 261.
- [6] C. Augier *et al.* [UA4/2 Collaboration], *Phys. Lett. B* **315** (1993) 503.
- [7] G. J. Alner *et al.* [UA5 Collaboration], *Z. Phys. C* **33** (1986) 1.
- [8] F. Abe *et al.* [CDF Collaboration], *Phys. Rev. D* **41** (1990) 2330;
F. Abe *et al.* [CDF Collaboration], *Phys. Rev. Lett.* **61** (1988) 1819.
- [9] K. Aamodt *et al.* [ALICE Collaboration], *Eur. Phys. J. C* **68** (2010) 89 [arXiv:1004.3034 [hep-ex]];
K. Aamodt *et al.* [ALICE Collaboration], *Eur. Phys. J. C* **68** (2010) 345 [arXiv:1004.3514 [hep-ex]].
- [10] E. Levin and A. H. Rezaeian, *Phys. Rev. D* **82** (2010) 054003 [arXiv:1007.2430 [hep-ph]];
P. Tribedy and R. Venugopalan, arXiv:1011.1895 [hep-ph].