

RECENT PROGRESS IN THE STATISTICAL APPROACH OF PARTON DISTRIBUTIONS ¹

Jacques Soffer

*Physics Department, Temple University,
Philadelphia, PA 19122-6082, USA*

Abstract We recall the physical features of the parton distributions in the quantum statistical approach of the nucleon. Some predictions from a next-to-leading order QCD analysis are compared to recent experimental results. We also consider their extension to include their transverse momentum dependence.

Keywords: Polarized electroproduction, proton spin structure, spin observables

PACS: 12.40.Ee, 13.60.Hb, 13.88.+e, 14.65.Bt

Let us first review some of the basic features of the statistical approach, as oppose to the standard polynomial type parametrizations of the parton distribution functions (PDF), based on Regge theory at low x and counting rules at large x . The fermion distributions are given by the sum of two terms [1], a quasi Fermi-Dirac function and a helicity independent diffractive contribution equal for all light quarks:

$$xq^h(x, Q_0^2) = \frac{AX_{0q}^h x^b}{\exp[(x - X_{0q}^h)/\bar{x}] + 1} + \frac{\tilde{A}x^{\tilde{b}}}{\exp(x/\bar{x}) + 1} , \quad (1)$$

$$x\bar{q}^h(x, Q_0^2) = \frac{\bar{A}(X_{0q}^{-h})^{-1} x^{2b}}{\exp[(x + X_{0q}^{-h})/\bar{x}] + 1} + \frac{\tilde{A}x^{\tilde{b}}}{\exp(x/\bar{x}) + 1} , \quad (2)$$

¹Invited talk at DIFFRACTION 2010, Otranto, Italy, September 10 - 15, 2010, to appear in the AIP Conference Proceedings

at the input energy scale $Q_0^2 = 4\text{GeV}^2$. Notice the change of sign of the potentials and helicity for the antiquarks. The parameter \bar{x} plays the role of a *universal temperature* and X_{0q}^\pm are the two *thermodynamical potentials* of the quark q , with helicity $h = \pm$. It is important to remark that the diffractive contribution occurs in the unpolarized distributions $q(x) = q_+(x) + q_-(x)$, but it is absent in the valence $q_v(x) = q(x) - \bar{q}(x)$ and in the helicity distributions $\Delta q(x) = q_+(x) - q_-(x)$ (similarly for antiquarks). The *eight* free parameters² in Eqs. (1,2) were determined at the input scale from the comparison with a selected set of very precise unpolarized and polarized Deep Inelastic Scattering (DIS) data [1]. They have the following values

$$\bar{x} = 0.09907, \quad b = 0.40962, \quad \tilde{b} = -0.25347, \quad \tilde{A} = 0.08318, \quad (3)$$

$$X_{0u}^+ = 0.46128, \quad X_{0u}^- = 0.29766, \quad X_{0d}^- = 0.30174, \quad X_{0d}^+ = 0.22775. \quad (4)$$

For the gluons we consider the black-body inspired expression

$$xG(x, Q_0^2) = \frac{A_G x^{b_G}}{\exp(x/\bar{x}) - 1}, \quad (5)$$

a quasi Bose-Einstein function, with $b_G = 0.90$, the only free parameter³, since $A_G = 20.53$ is determined by the momentum sum rule. We also assume that, at the input energy scale, the polarized gluon, distribution vanishes, so

$$x\Delta G(x, Q_0^2) = 0. \quad (6)$$

For the strange quark distributions, the simple choice made in Ref. [1] was greatly improved in Ref. [2]. More recently, new tests against experimental (unpolarized and polarized) data turned out to be very satisfactory, in particular in hadronic reactions, as reported in Refs. [3, 4].

For illustration, we will just give two recent results, directly related to the determination of the quark distributions from unpolarized and polarized DIS. First, we display on Fig. 1(*Left*), the resulting unpolarized statistical PDF versus x at $Q^2=10 \text{ GeV}^2$, where xu_v is the u -quark valence, xd_v

² $A = 1.74938$ and $\bar{A} = 1.90801$ are fixed by the following normalization conditions $u - \bar{u} = 2, d - \bar{d} = 1$.

³In Ref. [1] we were assuming that, for very small x , $xG(x, Q_0^2)$ has the same behavior as $x\bar{q}(x, Q_0^2)$, so we took $b_G = 1 + \tilde{b}$. However this choice leads to a too much rapid rise of the gluon distribution, compared to its recent determination from HERA data, which requires $b_G = 0.90$.

the d -quark valence, with their characteristic maximum around $x = 0.3$, xG the gluon and xS stands for twice the total antiquark contributions, *i.e.* $xS(x) = 2x(\bar{u}(x) + \bar{d}(x) + \bar{s}(x) + \bar{c}(x))$. Note that xG and xS are downscaled by a factor 0.05. They can be compared with the parton distributions as determined by the H1PDF 2009 QCD NLO fit, shown also in Fig. 1(*Right*), and the agreement is rather good. The results are based on recent ep collider data from HERA, combined with previously published data and the accuracy is typically in the range of 1.3 - 2 %.

Concerning the light antiquark helicity distributions, the statistical approach imposes a strong relationship to the corresponding quark helicity distributions. In particular, it predicts $\Delta\bar{u}(x) > 0$ and $\Delta\bar{d}(x) < 0$, with almost the same magnitude, in contrast with the simplifying assumption $\Delta\bar{u}(x) = \Delta\bar{d}(x)$, often adopted in the literature. The COMPASS experiment at CERN has measured the valence quark helicity distributions, defined as $\Delta q_v(x) = \Delta q(x) - \Delta\bar{q}(x)$. These recent results displayed in Fig. 2 are compared to our prediction and the data give $\Delta\bar{u}(x) + \Delta\bar{d}(x) \simeq 0$, which implies either small or opposite values for $\Delta\bar{u}(x)$ and $\Delta\bar{d}(x)$. Indeed $\Delta\bar{u}(x) > 0$ and $\Delta\bar{d}(x) < 0$, predicted by the statistical approach [1], lead to a non negligible positive contribution of the sea to the Bjorken sum rule, an interesting consequence. We now turn to another important aspect of the statistical PDF and very briefly discuss a new version of the extension to the transverse momentum dependence (TMD). In Eqs. (1,2) the multiplicative factors X_{0q}^h and $(X_{0q}^{-h})^{-1}$ in the numerators of the non-diffractive parts of q 's and \bar{q} 's distributions, imply a modification of the quantum statistical form, we were led to propose in order to agree with experimental data. The presence of these multiplicative factors was justified in our earlier attempt to generate the TMD [7], but it was not properly done and a considerable improvement was achieved recently [8]. We have introduced some thermodynamical potentials Y_{0q}^h , associated to the quark transverse momentum k_T , and related to X_{0q}^h by the simple relation $\ln(1 + \exp[Y_{0q}^h]) = kX_{0q}^h$. We were led to choose $k = 3.05$ and this method involves another parameter μ^2 , which plays the role of the temperature for the transverse degrees of freedom and whose value was determined by the transverse energy sum rule.

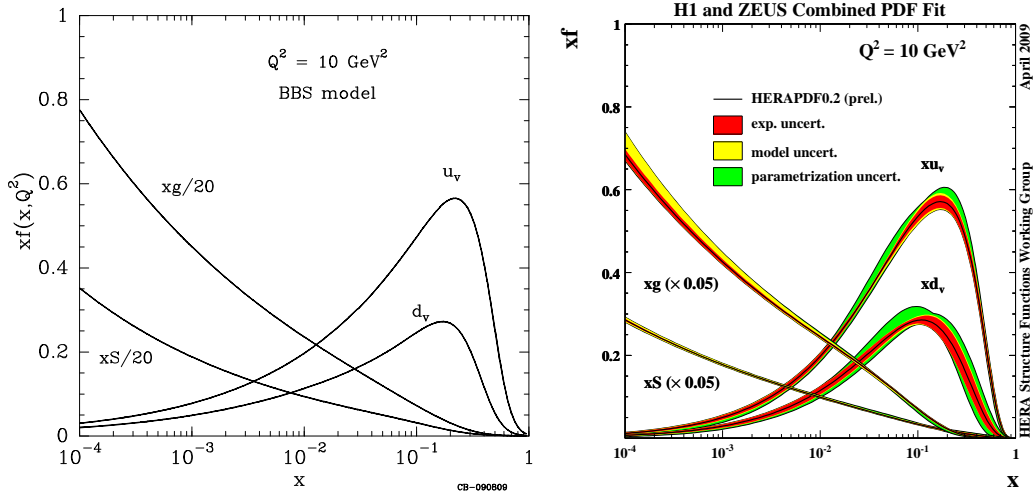


Figure 1: *Left* : BBS predictions for various statistical unpolarized parton distributions versus x at $Q^2 = 10 \text{ GeV}^2$. *Right* : Parton distributions at $Q^2 = 10 \text{ GeV}^2$, as determined by the H1PDF fit, with different uncertainties (Taken from Ref. [5]).

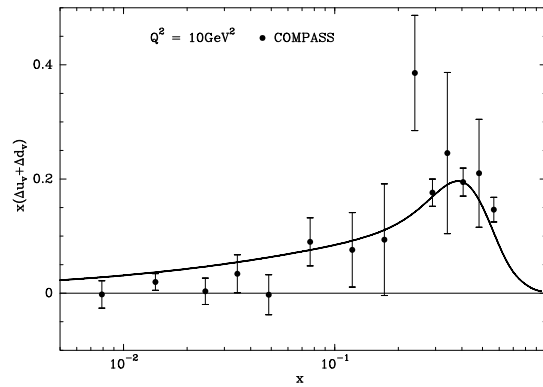


Figure 2: The valence quark helicity distributions versus x and evolved at $Q^2 = 10 \text{ GeV}^2$. The solid curve is the BBS prediction of the statistical approach and the data come from Ref. [6].

We have calculated the p_T dependence of semiinclusive DIS cross sections and double longitudinal-spin asymmetries, taking into account the effects of the Melosh-Wigner rotation, for π^\pm production by using this set of TMD statistical parton distributions and another set coming from the relativistic covariant approach [9]. Both sets do not satisfy the usual factorization assumption of the dependence in x and k_T and they lead to different results, which can be compared to recent experimental data from CLAS at JLab, as shown on Fig. 3.

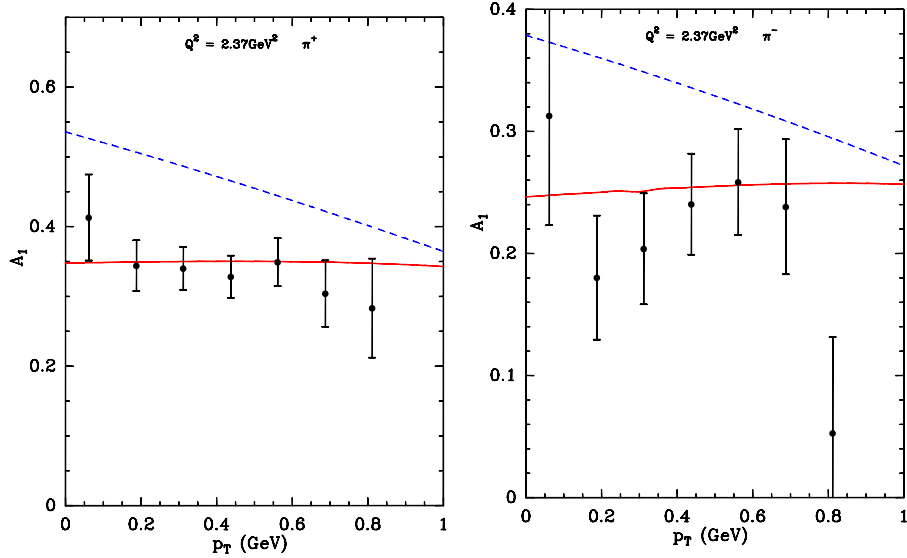


Figure 3: The double longitudinal-spin asymmetry A_1 for π^+ (*left*) and π^- (*right*) production on a proton target, versus the π momentum p_T , compared to the JLab data Ref. [10]. The solid lines are the results from the TMD statistical distributions [8] and the dashed lines correspond to the relativistic covariant distributions [9].

References

- [1] C. Bourrely, F. Buccella and J. Soffer, *Eur. Phys. J. C* **23**, 487 (2002).
- [2] C. Bourrely, F. Buccella and J. Soffer, *Phys. Lett. B* **648**, 39 (2007).
- [3] C. Bourrely, F. Buccella and J. Soffer, *Mod. Phys. Lett. A* **18**, 771 (2003).
- [4] C. Bourrely, F. Buccella and J. Soffer, *Eur. Phys. J. C* **41**, 327 (2005).
- [5] F. D. Aaron *et al.*, [H1 Collaboration], *Eur. Phys. J. C* **64**, 561 (2009).
- [6] M. Alekseev *et al.* [COMPASS Collaboration], *Phys. Lett. B* **660**, 458 (2008).
- [7] C. Bourrely, F. Buccella and J. Soffer, *Mod. Phys. Lett. A* **21**, 143 (2006).
- [8] C. Bourrely, F. Buccella and J. Soffer, arXiv:1008.5322v1 [hep-ph].
- [9] P. Zavada, *Eur. Phys. J. C* **52**, 121 (2007) and references therein. A.V. Efremov, P. Schweitzer, O.V. Teryaev and P. Zavada, Proceedings of XIII Workshop on High Energy Spin Physics DSPIN-09, Dubna, Russia, September 1-5, 2009. arXiv:0912.3380v3 [hep-ph] and references therein. See also arXiv:1008.3827v1 [hep-ph].
- [10] H. Avakian *et al.* (CLAS), arXiv:1003.4549v1 [hep-ex].