

Pattern Formation Induced by Time-Dependent Advection

A. V. Straube^{1,2*} and A. Pikovsky²

¹ Department of Physics, Humboldt University of Berlin,
Newtonstr. 15, D-12489, Berlin, Germany

² Department of Physics and Astronomy, University of Potsdam,
Karl-Liebknecht-Str. 24/25, D-14476 Potsdam-Golm, Germany

Abstract. We study pattern-forming instabilities in reaction-advection-diffusion systems. We develop an approach based on Lyapunov-Bloch exponents to figure out the impact of a spatially periodic mixing flow on the stability of a spatially homogeneous state. We deal with the flows periodic in space that may have arbitrary time dependence. We propose a discrete in time model, where reaction, advection, and diffusion act as successive operators, and show that a mixing advection can lead to a pattern-forming instability in a two-component system where only one of the species is advected. Physically, this can be explained as crossing a threshold of Turing instability due to effective increase of one of the diffusion constants.

Key words: pattern formation, reaction-advection-diffusion equation
AMS subject classification: 35B36, 35K57, 92E20

1. Introduction

Reaction-diffusion systems is a well-established class of models describing various aspects of pattern formation far from equilibrium. Quite often pattern-forming fields are transported by fluid flows – examples range from a development of plankton patterns in oceanic flow [3] to chemical reactions in microchannels [5]. By incorporating the flow in the model, one arrives at reaction-advection-diffusion models, with a much richer variety of possible phenomena (see, e.g., a recent review paper [13]). In Ref. [11] it was demonstrated that a differential flow (where only some

*Corresponding author. E-mail: straube@physik.hu-berlin.de

components are advected) may lead to new instabilities in the system, in particular to new convective instabilities [16]. This study was restricted to a planar geometry, but later in [4, 2] such an instability was demonstrated for a circular geometry (Couette flow) as well. As has been recently shown, a simple *shear* flow is able to destabilize the spatially homogeneous state [15]. A reasonable question to ask is whether a similar destabilization effect can be found for *mixing* flows. One might intuitively expect that as mixing smears spatial nonuniformities, it results in stabilization of a spatially homogeneous state (like it happens if the reaction is chaotic [12]). In this paper we particularly address this question by presenting an approach to study pattern-forming instabilities in periodic in space mixing flows. It is based on the calculation of Lyapunov-Bloch exponents (cf. [7]), and provides an efficient tool for finding mostly unstable patterns. As a particular example we consider the effect of a mixing advection on a general two-dimensional reaction-diffusion system capable of Turing instability and demonstrate that instability can be induced by an advection of one component of the reaction.

2. Model formulation

2.1. Continuous-time model

A variety of situations in biological and chemical contexts can be described by the dynamics of two interacting species – an activator and an inhibitor. A popular model, e.g., is the Brusselator [6] or its modifications. For spatially distributed fields, the dynamics also includes diffusion terms (molecular diffusion for chemical systems or irregular mobility in biological applications) and advection due to an imposed macroscopic velocity field $\mathbf{V}(\mathbf{r}, t)$. We assume the latter to be incompressible, furthermore we normalize time by the characteristic advection time. In this paper we are interested in stability properties of a steady homogeneous distribution. Denoting the deviations of the concentrations of the species from this steady state with P , Q , we arrive at a linear reaction-advection-diffusion system governed by a couple of dimensionless equations

$$\frac{\partial P}{\partial t} + \mathbf{V} \cdot \nabla P = D_P \nabla^2 P + aP + bQ, \quad (2.1)$$

$$\frac{\partial Q}{\partial t} + \mathbf{V} \cdot \nabla Q = D_Q \nabla^2 Q + cP + dQ. \quad (2.2)$$

Here P and Q are deviations of chemical concentrations from the steady state, D_P and D_Q are their corresponding diffusivities; a, b, c, d are parameters of the kinetics. We assume that concentrations do not influence the flow, so that the velocity field $\mathbf{V}(\mathbf{r}, t)$ does not depend on P and Q .

In the absence of advection the problem reduces to the classical reaction-diffusion model (see, e.g., Ref. [9]), where two principal instabilities are a spatially homogeneous Hopf bifurcation and a Turing instability [14]. In this paper our main interest is in the case where Turing instability is dominant, what requires in particular that the diffusion constants D_P and D_Q are different. Our goal is to describe unstable modes in the presence of advection term in (2.1), (2.2). This can be done numerically, and for an effective calculation we formulate a discrete in time model of the reaction-advection-diffusion system above.

2.2. Discrete in time model

A typical experimental realization of a two-dimensional mixing flow $\mathbf{V}(\mathbf{r}, t)$ is a flow periodic in space and time, as realized e.g. in experiments [10]. Qualitative behavior of the system can be understood from a simple problem, where advection is modeled by a two-dimensional time-dependent flow which is 2π -periodic in space and T -periodic in time and first introduced by Antonsen et al. [1]

$$\mathbf{V} = \mathbf{e}_x U_x f(t) \sin[y + \theta_x(t)] + \mathbf{e}_y U_y [1 - f(t)] \sin[x + \theta_y(t)], \quad (2.3)$$

The function $f(t)$ describes switching between two shear flows in x and y directions within time intervals T_1 and T_2 with the amplitudes U_x, U_y , respectively

$$f(t) = \begin{cases} 1, & 0 > t > T_1, \\ 0, & T_1 < t < T_2. \end{cases} \quad (2.4)$$

The advantage of such a setup is that the trajectories of particles in the flow (2.3), (2.4) can be obtained explicitly. The transformation of particle coordinates due to the advection during one time interval $T = T_1 + T_2$ is governed by a map

$$\bar{x} = x + U_x T_1 \sin(y + \theta_x), \quad (2.5)$$

$$\bar{y} = y + U_y T_2 \sin(\bar{x} + \theta_y), \quad (2.6)$$

where $x = x(t_n)$, $y = y(t_n)$, $\bar{x} = x(t_n + T)$, $\bar{y} = y(t_n + T)$, and n is the number of iteration. The phase space dynamics of the area-preserving map (2.5), (2.6), restricted to the basic domain of periodicity $0 \leq x, y \leq 2\pi$ is demonstrated in Fig. 1. It is typical of Hamiltonian flows with regular islands and domains of chaotic behavior. With growth of advection rate (U_x, U_y), domains of the quasiperiodic dynamics are gradually superseded by the regions of the chaotic dynamics.




Figure 1: Phase portraits of the map (2.5), (2.6) for periodic driving, $T_1 = T_2 = 0.5$, $\theta_x = \theta_y = 0$. The parameters $U_x = U_y = 1.5$ (left) and $U_x = U_y = 3.0$ (right).

While considering of the reaction-advection-diffusion system (2.1), (2.2) with the flow (2.3), (2.4) remains a complex computational problem, there is a possibility to simplify the analysis, reducing the system to a discrete-in-time model. In the vein of the approach used in Ref. [8] we consider a model situation where the action of advection, diffusion, and reaction is separated in time. We assume, that within each time interval T both scalar fields P and Q evolve in three stages, corresponding to advection, diffusion, and reaction.

During the first stage, both scalars evolve independent of each other according to pure advection. For a scalar density, this process can be described in terms of the Frobenius-Perron operator L_A for the map (2.5), (2.6). Then, on the next step, the diffusion operator $L_{D_i} = \exp(TD_i\nabla^2)$ is applied. Finally, the fields are subject to reaction according to the system

$$\frac{\partial P}{\partial t} = aP + bQ, \quad (2.7)$$

$$\frac{\partial Q}{\partial t} = cP + dQ. \quad (2.8)$$

Evolution during time T of this system leads to a linear transformation

$$\begin{pmatrix} \bar{P} \\ \bar{Q} \end{pmatrix} = L_R \begin{pmatrix} P \\ Q \end{pmatrix} = \begin{pmatrix} \frac{(\lambda_- - a)e^{\lambda_+ T} - (\lambda_+ - a)e^{\lambda_- T}}{\lambda_- - \lambda_+} & \frac{b(e^{\lambda_- T} - e^{\lambda_+ T})}{\lambda_- - \lambda_+} \\ \frac{(\lambda_- - a)(\lambda_+ - a)(e^{\lambda_+ T} - e^{\lambda_- T})}{b(\lambda_- - \lambda_+)} & \frac{(a - \lambda_+)e^{\lambda_+ T} + (\lambda_- - a)e^{\lambda_- T}}{\lambda_- - \lambda_+} \end{pmatrix} \begin{pmatrix} P \\ Q \end{pmatrix} \quad (2.9)$$

where the exponents

$$\lambda_{\pm} = \frac{a + d}{2} \pm \frac{\sqrt{(a - d)^2 + 4bc}}{2}$$

are assumed to be real, in accordance with our choice of absence of Hopf bifurcation. The reaction-advection-diffusion propagator over one time interval is given by the product $L_R L_{D_i} L_A$ of the operators. The goal of the stability analysis is to find unstable eigenvalues and eigenmodes of this operator.

3. Bloch ansatz

Although the basic flow $\mathbf{V}(\mathbf{r}, t)$ is periodic in space, a perturbation of the field has not to be periodic. A general perturbation should be taken in the Bloch form

$$P(x, y, t_n) = e^{i\kappa_x x + i\kappa_y y} \Phi(x, y, t_n), \quad Q(x, y, t_n) = e^{i\kappa_x x + i\kappa_y y} \Psi(x, y, t_n), \quad (3.1)$$

where the functions Φ, Ψ are 2π -periodic in space and additional parameters κ_x, κ_y stand for quasimomenta. Since the exponential factor $e^{i\kappa_x x + i\kappa_y y}$ has a period of unit with respect to κ_x, κ_y , we consider a symmetric interval of independent values $\kappa_x, \kappa_y \in [-\frac{1}{2}, \frac{1}{2}]$. Then, because of periodicity of functions Φ, Ψ , the solutions can be represented as Fourier series

$$\Phi(x, y, t_n) = \sum_{l,m} \phi_{lm}(t_n) e^{i(lx + my)}, \quad \Psi(x, y, t_n) = \sum_{l,m} \psi_{lm}(t_n) e^{i(lx + my)}. \quad (3.2)$$

Of all operators L_A , L_D , and L_R the most nontrivial is the advection operator L_A . We derive its Fourier representation in appendix A. The resulting transformation of the Fourier components during the advection and diffusion stages reads

$$L_{D_P} L_A \phi_{lm} = e^{-[(l+\kappa_x)^2+(m+\kappa_y)^2]D_P T} \sum_{p,q} g_{lmpq} \phi_{pq}, \quad (3.3)$$

$$L_{D_Q} L_A \psi_{lm}^{AD} = e^{-[(l+\kappa_x)^2+(m+\kappa_y)^2]D_Q T} \sum_{p,q} g_{lmpq} \psi_{pq}, \quad (3.4)$$

$$g_{lmpq} = e^{-i(q-m)\theta_x} e^{-i(p-l)\theta_y} J_{q-m}[U_x T_1(p + \kappa_x)] J_{p-l}[U_y T_2(m + \kappa_y)],$$

where $J_m(z)$ is the Bessel function of the first kind. These components further interact according to the reaction stage (2.9) (where one should replace $P \rightarrow \phi$, $Q \rightarrow \psi$). The resulting model is a composition of (3.3), (3.4), and (2.9).

4. Results of the stability analysis

In this section we apply the proposed model to study the influence of the advection on pattern formation in a reaction-advection-diffusion system. To some extent, the influence of advection in an advection-diffusion system can be understood from the idea of effective diffusion: mixing effectively increases the diffusion constant. Therefore one can expect that the dynamics of a reaction-advection-diffusion system is similar to that of an reaction-diffusion system with larger diffusion constants. The mostly interesting point is that in the system under consideration there are two coupled species, and the Turing instability is caused by a difference in diffusivities of species. Although advection can effectively change the diffusion constants of the species, it is not clear how this difference will be influenced by advection. However, the situation becomes much more transparent if only one specie is advected. Then an advection, contributing to its effective diffusion, may increase or decrease the difference of diffusion constants, thus enhancing or suppressing the instability.

Below we focus on a situation when only one species, namely that of higher diffusion constant, is advected. We set the parameters $b = 8$, $d = -9$, $D_P = 0.0025$, $D_Q = 0.0075$. So, we assume that the mobility of the ‘‘activator’’ P is relatively low, and it is not advected at all.

To perform a linear stability analysis of spatially homogeneous states with respect to inhomogeneous perturbations, we apply the method of (transversal) Lyapunov exponents (LE). We use the usual method for estimation of the largest LE of mappings (see, e.g., Ref. [8]). We start with an arbitrary initial distributions for ϕ , ψ , with vanishing spatial average, and iterate the mapping, performing a renormalization of the linear fields. The averaging of the logarithm of the normalization factors yields the LE. Note that this method can be equally well applied to both regular and irregular flows (2.3), (2.4). Here, however, we focus on the simplest case of time-periodic advection, when $T_1 = T_2 = 0.5$, $T = 1$, $\theta_x = 0$, $\theta_y = 0$, and also put $U_x = U_y \equiv U$.

We choose the parameters of the reaction in such a way that the homogeneous solution is stable in the absence of advection, and then switch on mixing of the specie Q . The dependence of the largest LE on the advection rate is presented in Fig. 2. One can see that the impact of advection

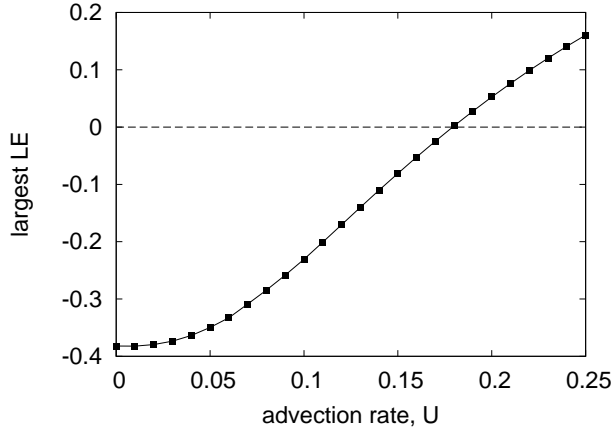


Figure 2: Largest Lyapunov exponent as a function of advection rate U . The parameters are $a = 5.35$, $c = -6.35$, $\kappa_x = 0.5$, $\kappa_y = 0.5$.

results in the growth of the largest LE, which becomes positive at $U_{cr} \approx 0.18$. So, this example clearly demonstrates that mixing can play a destabilizing role.

Remarkably, the quasimomenta in the Bloch ansatz (3.1) are essential in the stability analysis. Below we present three examples where mostly unstable modes correspond to different values of quasimomenta.

We start with the parameters of Fig. 2. Near the threshold value of advection rate we present the dependence of the largest LE on the quasimomenta κ_x , κ_y , see Fig. 3 (left panel). This LE reaches its maximum value at $\kappa_x = \pm 0.5$, $\kappa_y = \pm 0.5$, which indicates that the unstable patterns have a “chess-board” structure with respect to the periodicity of the original flow. A typical pattern of the field Φ is presented in Fig. 3 (right panel).

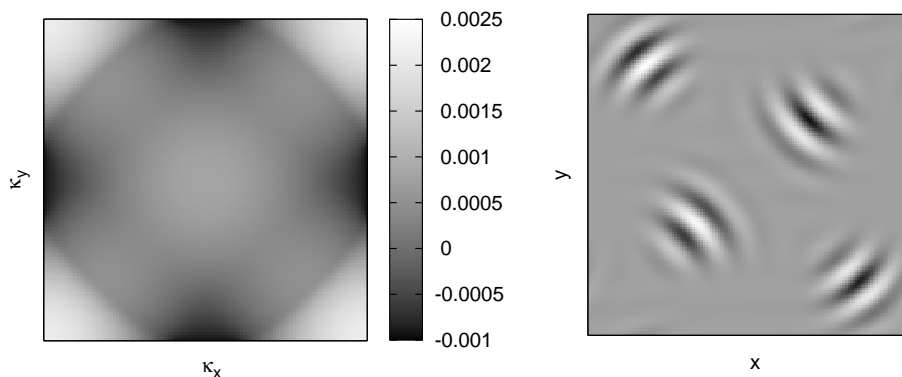


Figure 3: Largest Lyapunov exponent as a function of κ_x , κ_y (left) and a corresponding pattern at a point of its maximum (right) evaluated at $a = 5.35$, $c = -6.35$, $U = 0.18$. Maxima of LE correspond to $\kappa_x = \pm 0.5$, $\kappa_y = \pm 0.5$.

Another set of parameters is presented in Fig. 4. Here, the maximum of LE corresponds to $\kappa_x = 0$, $\kappa_y = 0$ and the periodicity of the pattern is the same as the periodicity of the imposed flow.




Figure 4: Largest Lyapunov exponent as a function of κ_x, κ_y (left) and a corresponding pattern at a point of its maximum (right) evaluated at $a = 3.7, c = -4.7, U = 0.77$. Maxima of LE correspond to $\kappa_x = 0, \kappa_y = 0$.

Finally, in Fig. 5 we show the case where the maximum of the largest LE corresponds to the points $\kappa_x = 0, \kappa_y = \pm 0.4$ and $\kappa_x = \pm 0.4, \kappa_y = 0$. This is an example of a nontrivial situation where the periodicities of the patterns in x - and y - directions are not the same and are not identical to the periodicity of the flow. We stress that in all figures above we have shown a linear mode with the largest growth rate. On a nonlinear stage (which is beyond the scope of this paper) a pattern of the flow may significantly deviate from the linear one.

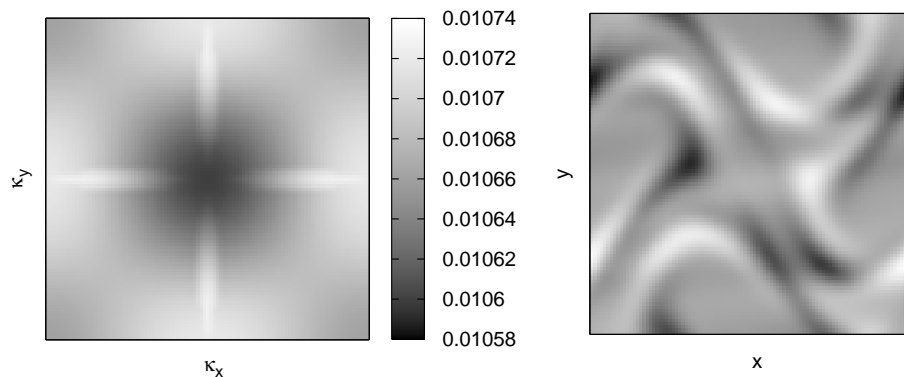


Figure 5: Largest Lyapunov exponent as a function of κ_x, κ_y (left) and a corresponding pattern at a point of its maximum (right) evaluated at $a = 3.1, c = -4.1, U = 3.5$. Maxima of LE correspond to $\kappa_x = 0, \kappa_y = \pm 0.4$ and $\kappa_x = \pm 0.4, \kappa_y = 0$.

5. Conclusion

The main goal of this paper is to develop an approach, based on Lyapunov-Bloch exponents, for an analysis of pattern-forming instabilities in reaction-advection-diffusion systems. It is applicable

to periodic in space flows that may have arbitrary time dependence. We demonstrated the method using a discrete in time model, where reaction, advection, and diffusion act as successive operators. This enormously simplifies the calculations, while yielding a qualitatively correct picture of the process. For an exact quantitative analysis of the full system one has to apply the Lyapunov-Bloch ansatz to the full equations.

We have demonstrated that a mixing advection of one of the species may lead to a pattern-forming instability. Physically, this can be explained as crossing a threshold of Turing instability due to effective increase of one of the diffusion constants. Of course, mixing can play also a stabilizing role, suppressing spatially inhomogeneous perturbations (see, e.g., Ref. [12] for such an analysis of stabilizing role of advection for chaotic in time reaction). Nonlinear patterns beyond the transition deserve further investigation, which goes beyond the scope of this paper.

Acknowledgments

We thank M. Abel and U. Feudel for fruitful discussions. A.S. was supported by German Science Foundation, DFG SPP 1164 ‘‘Nano- and Microfluidics,’’ Project-No. STR 1021/1-2, which is gratefully acknowledged.

A Advection-diffusion map with the Bloch ansatz

Consider the transformation of a scalar field ϕ due to advection, according to the map (2.5), (2.6). We assume that

$$P(x, y, t_n) = e^{i\kappa_x x + i\kappa_y y} \Phi(x, y, t_n)$$

and

$$\Phi(x, y, t_n) = \sum_{l,m} \xi_{lm}(t_n) e^{i(lx+my)}.$$

As the map is required to be area-preserving, we can write for any iteration $\bar{P} d\bar{x}d\bar{y} = P dx dy$ (where $\bar{P} = P(\bar{x}, \bar{y})$, $\bar{x} = x(t_n + T)$, $\bar{y} = y(t_n + T)$) or

$$e^{i\kappa_x \bar{x} + i\kappa_y \bar{y}} \bar{\Phi} d\bar{x}d\bar{y} = e^{i\kappa_x x + i\kappa_y y} \Phi dx dy. \quad (\text{A1})$$

According to (2.5), during the first time interval T_1 we have $\bar{x} = x + U_x T_1 \sin(y + \theta_x)$, $\bar{y} = y$, and therefore (A1) gives us

$$e^{i\kappa_x U_x T_1 \sin(y + \theta_x)} \bar{\Phi} d\bar{x}d\bar{y} = \Phi dx dy.$$

Taking this result into account, for $\tilde{\phi}_{lm} = \phi_{lm}(t_n + T_1)$ we successively obtain

$$\begin{aligned}
\tilde{\phi}_{lm} &= \frac{1}{(2\pi)^2} \iint \bar{\Phi} e^{-i(l\bar{x}+m\bar{y})} d\bar{x}d\bar{y} = \frac{1}{(2\pi)^2} \iint \Phi e^{-i\kappa_x U_x T_1 \sin(y+\theta_x)} e^{-i(l\bar{x}+m\bar{y})} dx dy \\
&= \frac{1}{(2\pi)^2} \iint \Phi e^{-i\kappa_x U_x T_1 \sin(y+\theta_x)} e^{-i[lx+U_x T_1 \sin(y+\theta_x)+m\bar{y}]} dx dy \\
&= \frac{1}{(2\pi)^2} \sum_{p,q} \phi_{pq} \iint e^{-i\kappa_x U_x T_1 \sin(y+\theta_x)} e^{-i[lx+U_x T_1 \sin(y+\theta_x)+m\bar{y}]} e^{i(px+qy)} dx dy \\
&= \frac{1}{(2\pi)^2} \sum_{p,q} \phi_{pq} \int_0^{2\pi} e^{i(p-l)x} dx \int_0^{2\pi} e^{i(q-m)y} e^{-iU_x T_1 (l+\kappa_x) \sin(y+\theta_x)} dy \\
&= \frac{1}{(2\pi)^2} \sum_{p,q} \phi_{pq} I_1 I_2 = \frac{1}{(2\pi)^2} \sum_{p,q} \xi_{pq} 2\pi \delta_{pl} 2\pi e^{-i(q-m)\theta_x} J_{q-m}[U_x T_1 (m + \kappa_x)] \\
&= \sum_q e^{-i(q-m)\theta_x} J_{q-m}[U_x T_1 (m + \kappa_x)] \xi_{lq}, \tag{A2}
\end{aligned}$$

in virtue of the integrals

$$\begin{aligned}
I_1 &= \int_0^{2\pi} e^{i(p-l)x} dx = 2\pi \delta_{pl}, \\
I_2 &= \int_0^{2\pi} e^{i(q-m)y} e^{-iU_x T_1 (l+\kappa_x) \sin(y+\theta_x)} dy = e^{-i(q-m)\theta_x} 2\pi J_{q-m}[U_x T_1 (l + \kappa_x)],
\end{aligned}$$

where the Bessel function of the first kind appears $J_m(z) = \frac{1}{2\pi} \int_0^{2\pi} e^{im\zeta} e^{-iz \sin \zeta} d\zeta$.

During the second time interval T_2 we have $\bar{x} = x, \bar{y} = y + U_y T_2 \sin(\bar{x} + \theta_y)$, which according to (A1) leads to an equality

$$e^{i\kappa_y U_y T_2 \sin(x+\theta_y)} \bar{\Phi} d\bar{x}d\bar{y} = \Phi dx dy.$$

From an analogous consideration we obtain for $\bar{\phi}_{lm} = \tilde{\phi}_{lm} = \tilde{\phi}_{lm}(t_n + T_1) = \phi_{lm}(t_n + T_1 + T_2) = \phi_{lm}(t_n + T)$:

$$\bar{\phi}_{lm} = \sum_p e^{-i(p-l)\theta_y} J_{p-l}[U_y T_2 (m + \kappa_y)] \tilde{\phi}_{pm}. \tag{A3}$$

Thus, combining (A2), (A3) we obtain the map describing action of advection operator L_A within time interval T

$$L_A \phi_{lm} = \sum_{p,q} e^{-i(q-m)\theta_x} e^{-i(p-l)\theta_y} J_{q-m}[U_x T_1 (p + \kappa_x)] J_{p-l}[U_y T_2 (m + \kappa_y)] \phi_{pq}. \tag{A4}$$

Now consider the action of the diffusion operator $L_D = \exp(TD\nabla^2)$, describing diffusion spreading of the passive scalar with the diffusivity D within time interval T . Because this operator is diagonal, it acts on each Fourier component independently:

$$L_D\phi_{lm} = e^{-[(l+\kappa_x)^2+(m+\kappa_y)^2]DT}\phi_{lm}. \quad (\text{A5})$$

The action of both advection (A4) and diffusion (A5) operators leads to the following transformation of the Fourier amplitudes

$$\begin{aligned} L_D L_A \phi_{lm} &= e^{-[(l+\kappa_x)^2+(m+\kappa_y)^2]DT} \sum_{p,q} g_{lm pq} \phi_{pq}, \\ g_{lm pq} &= e^{-i(q-m)\theta_x} e^{-i(p-l)\theta_y} J_{q-m}[U_x T_1(p + \kappa_x)] J_{p-l}[U_y T_2(m + \kappa_y)]. \end{aligned} \quad (\text{A6})$$

References

- [1] T. M. Antonsen, Z. Fan, E. Ott, E. Garcia-Lopes. *The role of chaotic orbits in the determination of power spectra of passive scalars*. Phys. Fluids, 8 (1996), 3094–3104.
- [2] Y. Balinsky (Khazan), L. M. Pismen. *Differential flow induced chemical instability and Turing instability for Couette flow*. Phys. Rev. E, 58 (1998), 4524–4531.
- [3] J. Huisman, N. N. P. Thi, D. M. Karl, B. Sommeijer. *Reduced mixing generates oscillations and chaos in the oceanic deep chlorophyll maximum*. Nature, 439 (2002), 322–325.
- [4] Y. Khazan, L. M. Pismen. *Differential flow induced chemical instability on a rotating disk*. Phys. Rev. Lett., 75 (1995), 4318–4321.
- [5] M. Leconte, J. Martin, N. Rakotomalala, D. Salin. *Pattern of reaction diffusion fronts in laminar flows*. Phys. Rev. Lett., 90 (2002), 128302 (1–4).
- [6] G. Nicolis, G. Prigogine. *Self-organization in nonequilibrium systems: from dissipative structures to order through fluctuations*. Wiley & Sons, New York, 1977.
- [7] A. S. Pikovsky. *Spatial development of chaos in nonlinear media*. Phys. Lett. A, 137 (1989), 121–127.
- [8] A. Pikovsky, O. Popovych. *Persistent patterns in deterministic mixing flows*. Europhys. Lett., 61 (2003), 625–631.
- [9] L. Pismen. *Patterns and interfaces in dissipative dynamics*. Springer, Berlin, 2006.
- [10] D. Rothstein, E. Henry, J. P. Gollub. *Persistent patterns in transient chaotic fluid mixing*. Nature, 401 (1999), 770–772.
- [11] A. B. Rovinsky, M. Menzinger. *Differential flow instability in dynamical systems without an unstable (activator) subsystem*. Phys. Rev. Lett., 72 (1994), 2017–2020.

-
- [12] A. Straube, M. Abel, A. Pikovsky. *Temporal chaos versus spatial mixing in reaction-advection-diffusion systems*. Phys. Rev. Lett., 93 (2004), 174501 (1–4).
- [13] T. Tél, A. de Moura, C. Grebogi, G. Károlyi. *Chemical and biological activity in open flows: a dynamical system approach*. Physics Reports, 413 (2005), 91–196.
- [14] A. M. Turing. *The chemical basis of morphogenesis*, Philos. Trans. Roy. Soc. London, Ser. B 237 (1952), 37–72.
- [15] D. A. Vasquez, *Chemical instability induced by a shear flow*. Phys. Rev. Lett., 93 (2004), 104501 (1–4).
- [16] V. Z. Yakhnin, A. B. Rovinsky, M. Menzinger. *Convective instability induced by differential transport in the tubular packed-bed reactor*. Chemical Engineering Science, 50 (1995), 2853–2859.