

Communicating with a wave packet using quantum superarrival

Dipankar Home *

CAPSS, Department of Physics, Bose Institute, Sector-V, Salt Lake, Kolkata 700 091, India

A. S. Majumdar †

S. N. Bose National Centre for Basic Sciences, Block JD, Sector III, Salt Lake, Kolkata 700098, India

A. Matzkin ‡

LPTM (CNRS Unité 8089), Université de Cergy-Pontoise, 95302 Cergy-Pontoise cedex, France

(Dated: October 24, 2018)

An analytical treatment of a propagating wave packet incident on a transient barrier reveals a counterintuitive quantum mechanical effect in which, for a particular time interval, the time-varying transmission probability *exceeds* ('superarrival') that for the free propagation of the wave packet. It is found that the speed with which the information about the barrier perturbation propagates across the wave packet can exceed the group velocity of the wave packet. An interesting implication of this effect regarding information transfer is analyzed by showing one-to-one correspondence between the strength of the barrier and the magnitude of 'superarrival'.

PACS numbers: 03.65.-w, 03.65.Ta, 03.67.Hk

A. Introduction.— A number of interesting phenomena have been uncovered in recent years using the dynamics of quantum wave packets. Among these, a class of novel quantum effects as in the revival of wave packets [1] and quantum transients [2] are worth mentioning. In particular, for propagating wave packets, appropriate changes in the boundary conditions for suitable potentials can give rise to curious dynamical features [3–5]. One such striking effect, which we call 'quantum superarrival' is analytically demonstrated in this paper by considering a Gaussian wave packet which is incident on a time-dependent potential barrier. For the purpose of the analytical treatment given in this paper, the form of this barrier is chosen such that it corresponds to a transient parabolic barrier acting over a small time interval during which the peak of the propagating wave packet crosses the maximum of the parabolic barrier. In this case, we find that there exists an interval of time during which there is an *enhancement* ('superarrival') of the time-evolving transmission probability as compared to the case of a wave packet freely propagating in the absence of any potential barrier.

In the usual studies, the transmission/reflected probabilities for the scattering of wave packets by potential barriers are calculated after a complete time-evolution when the asymptotic values have been attained. In the present work, based on the analytical solution of the relevant time-dependent Schrödinger equation, a phenomenon is displayed which occurs during the time evolution of such a probability that is found to have the

following salient features. While the effect of barrier perturbation resulting in 'superarrival' is discernible by measuring the transmission probability, it becomes more pronounced with the increase of the rate at which the barrier perturbation occurs (in the case considered, it is the strength of the barrier). Further, it is shown that the effect of barrier perturbation propagates across the wave packet at a speed that depends upon the strength of the barrier, thereby leading to a new concept of what we call '*information velocity*'.

In particular, for appropriate choices of the relevant parameters, it is shown that this information velocity can be higher than the group velocity of the incident wave packet, thereby illustrating that the information content of a wave packet does not always propagate with the group velocity of a wave packet. Here a local change in the potential affects a wave packet globally through its time evolution where the wave function plays the role of a *carrier* through which the information about the barrier perturbation is transmitted. Interestingly, by exploiting this feature of 'superarrival', it is possible to develop a scheme for communication whose basic idea is indicated in this paper. For this, we proceed by first delineating the relevant details of the analytical treatment that leads to the phenomenon of 'superarrival' in the example we consider in this paper.

B. Superarrival: the phenomenon.— We begin our analysis by considering a Gaussian wave packet peaked at q_0

$$\psi(x, t_0) = \left(\frac{2m}{\pi\alpha_0^2} \right)^{1/4} e^{-m[x-q_0]^2/\alpha_0^2} e^{ip_0[x-q_0]/\hbar} \quad (1)$$

which is incident on a time-dependent barrier given by

$$V(x, t) = -\frac{1}{2}mke^{-g(t-t_b)^2}x^2, \quad (2)$$

*dhome@bosemain.boseinst.ac.in

†archan@bose.res.in

‡alexandre.matzkin@u-cergy.fr

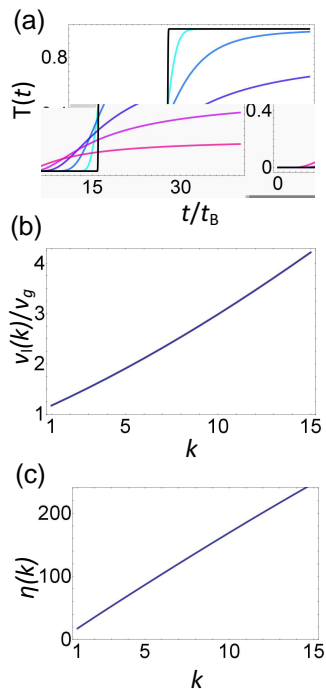


FIG. 1: Superarrivals for a system with parameters $q_0 = -10^3$, $p_0 = 10$, $m = 5 \cdot 10^4$, $\alpha^2(t_0) = 10^7$, $t_B = 5 \cdot 10^6$, $g = 10^{-10}$ (atomic units). (a): The transmission probability $T(t)$ is plotted for the free case (black curve) and for several time-dependent barriers characterized by different strengths: $k/10^{11} = 1, 3, 6, 9, 15$ (the curve color goes from light blue to red as k increases). (b): The ratio $v_I(k)/v_g$ between the barrier perturbed information velocity and the free group velocity is plotted as a function of the barrier strength k . (c): The magnitude of superarrivals η is plotted versus k .

that corresponds to the appearance of a parabolic barrier during a small time interval. This is achieved by choosing a Gaussian form for the time window, with the parameters t_b and g indicating the peak time and inverse width of the window. k determines the barrier strength.

Having in mind the path-integral properties for quadratic Lagrangians (see below), the time-dependent wavefunction is obtained from the ansatz

$$\psi(x, t) = \left(\frac{2m}{\pi\alpha^2(t)} \right)^{1/4} e^{-[x-q(t)]^2 \left(\frac{m}{\alpha(t)^2} - \frac{im\alpha'(t)}{2\hbar\alpha(t)} \right)} e^{ip(t)[x-q(t)]/\hbar} e^{\frac{i}{2\hbar}[p(t)q(t) - p_0q_0]} e^{-i[\phi(t) - \phi_0]}, \quad (3)$$

It can be checked by direct substitution that Eq (3) obeys the Schrödinger equation with the initial condition (1), provided $q(t)$ and $p(t)$ obey the classical equations of motion, i.e.,

$$\partial_t^2 q(t) = \omega^2(t)q(t) \quad (4)$$

and $\partial_t p(t) = m\partial_t^2 q(t)$, with $q_0 \equiv q(t_0)$ and $p_0 \equiv p(t_0)$; $\alpha(t)$ is a solution of the nonlinear equation

$$\frac{\partial_t^2 \alpha(t)}{\alpha(t)} - \omega^2(t) = \frac{4\hbar^2}{\alpha^4(t)} \quad (5)$$

which forms with the linear equation (4) an Ermakov pair (see [6] and Refs. therein). This means that $\alpha(t)$ can be expressed in terms of two linearly independent solutions of Eq.(4), the precise choice of a given function $\alpha(t)$ depending on two arbitrary constants (denoted I and c in [6]). These are fixed so that initially $\alpha(t_0) = \alpha_0$ and $\alpha'(t_0) = 0$, as required so that Eq. (1) is consistent with Eq. (3). One then has $q(t) = \sqrt{2I}\alpha(t)\sin\phi(t)$, where $\phi(t)$ which appears in Eq. (3) is known in the context of Ermakov systems as the phase function; it is given by $\partial_t \phi(t) \equiv \hbar\alpha^{-2}(t)$. Note that Ermakov systems have often been employed in order to study the solutions of the classical time dependent harmonic oscillator [7]. Besides transforming an ubiquitous nonlinear equation into a linear one, they offer several advantages: for example by construction $\alpha(t)$ is a positive definite quadratic form [6], ensuring that $\psi(x, t)$ given by Eq. (3) is normalizable.

We consider situations in which an initial Gaussian wavefunction (1) lies far on the negative axis and is launched at t_0 towards the right. The wavepacket spreads while travelling to the right (with the spread controlled by $\alpha(t)$). A detector placed at a point x_T far beyond q_0 measures the time-dependent transmission probability by counting the transmitted particles arriving there up to various instants. At any instant *before* the asymptotic value of the reflection probability is attained, the time evolving transmission probability in the region $x_T \leq x < \infty$ is given by

$$T(x_T, t) = \int_{x_T}^{\infty} |\psi(x, t)|^2 dx \quad (6)$$

and then, it follows from Eq. (3) that

$$T(x_T, t) = \frac{1}{2} \operatorname{erfc} \left[\frac{\sqrt{2m}(x_T - q(t))}{\alpha(t)} \right]. \quad (7)$$

We compute the transmission probabilities for various sets of parameters. In order to assess the influence of the appearance of the time-dependent barrier on the transmitted wavepacket, we set t_b in Eq.(2) so that the maximum of the free Gaussian reaches $x = 0$ when the barrier strength is the greatest, i.e. $V(x, t_b) = -\frac{1}{2}mkx^2$ and $q_f(t_b) = 0$ where f denotes the free case ($k = 0$). Taking identical initial Gaussians in the free and barrier cases, we can appropriately choose the initial position and momentum parameters of the initial wavefunction so that $\psi(x, t)$ and $\psi_f(x, t)$ remain almost identical up to times slightly below $t = t_b$. At that point, the rising barrier perturbs the wavepacket, whereas in the free case the Gaussian keeps propagating with an average momentum $p_f(t) = p_0$. The transmission probabilities which are plotted (as a function of time) in Fig. 1(a) in the free case (black curve) and for barriers with increasing strength (as the colouring goes from blue to red). We denote the transmitted probability for the free and the barrier-perturbed cases as $T_f(t)$ and $T_k(t)$ respectively.

We observe that $T_k(t) > T_f(t)$ during the time interval $t_d < t < t_c$ (superarrival). (Here t_k is the instant at which the perturbation starts, t_c the instant when the free and the perturbed curves cross each other, and t_d the time from which the curve corresponding to the perturbed case starts deviating from that in the free case, so that $t_c > t_d > t_k$).

C. Communication using superarrival. — We have seen above that the transmission probability for the perturbed barrier exceeds that of the free case in a particular time interval. The detector during this time interval therefore records more number of particles than it would have in the free case. At this stage, a particularly relevant question arises as to when would Bob at the detector realize that Alice has perturbed the wave packet? Or, in other words, how fast does the information about barrier perturbation travel to the detector? Bob who records the growth of the transmission probability becomes aware of the perturbation (occurring from the instant t_k) at the instant t_d when the transmission probability starts deviating from the free case. If Alice (located at the potential barrier) and Bob are separated by the distance D , one can define information velocity v_I by

$$v_I(k) = \frac{D}{t_d - t_k} \quad (8)$$

We compute $v_I(k)$ and plot the function $v_I(k)/v_g$ (where v_g refers to the group velocity of the wave packet in the free case) versus the strength of the barrier (Fig. 1(b)). Note that information of barrier perturbation travels from the barrier to the detector with a velocity which could exceed the group velocity of the wave packet. Fig. 2 displays superarrivals with parameters chosen so as to enhance the ratio $v_I(k)/v_g$ (see Fig. 2(b)).

In order for Alice and Bob to use this information transfer as means of communication, we define the quantity η which determines the magnitude of superarrival by

$$\eta(k) = \frac{I_k - I_f}{I_f} \quad (9)$$

where I_k and I_f are defined with respect to the time interval $\Delta t = t_c - t_d$ during which superarrival occurs, as follows:

$$I_k = \int_{\Delta t} T_k(t) dt; \quad I_f = \int_{\Delta t} T_f(t) dt \quad (10)$$

The magnitude of superarrival η is a function of the barrier strength k . In Figs. 1(c) and 2(c) we plot η versus k for a couple of different sets of parameter values.

Now, suppose a particular functional relation between k and $\eta(k)$ (say, curve 1(c)) is chosen as a key which is shared by Alice and Bob. Alice at the barrier receives a continuous inflow of particles whose wave function is given by the initial Gaussian. At first, she does nothing and Bob at the detector simply records the particle

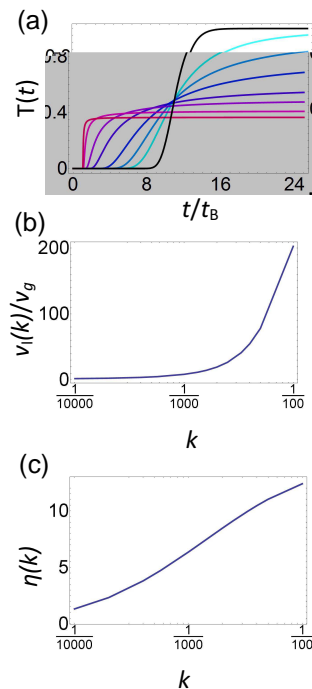


FIG. 2: Same as Fig. 1 but for a system with parameters $q_0 = -10^3$, $p_0 = 2$, $m = 1$, $\alpha^2(t_0) = 5$, $t_B = 500$, $g = 1/500$ (atomic units). The transmission probability $T(t)$ is plotted for the free case (black curve) and for several time-dependent barriers characterized by the strengths: $k = 1/10000, 1/5000, 1/2500, 1/1000, 1/500, 1/200, 1/100$ (the curve color goes from light blue curve to red as k increases).

counts, thereby generating the curve T_f . She then introduces the barrier perturbation choosing random different values for the barrier strength k corresponding to the different runs of the experiment. For a particular run, Bob has to decipher this specific value of k chosen by Alice. Bob monitors the time evolution of T_k through the detector counts, and by comparing with T_f , is able to obtain Δt and compute η using it. Thus, he is able to decipher the value of k chosen by Alice using the key $\eta(k)$. This whole procedure may be repeated as many times as required by Alice and Bob in order to exchange any required (classical) information between them.

The security of this protocol is checked by using the relation between k and v_I (the curve 1(b) in this case). The value of v_I can be obtained by Bob by observing t_d , and using pre-determined (with Alice) values of the distance D and the time t_k at which Alice starts her perturbation. An attempt of eavesdropping would involve distortion of the wave packet thereby affecting the correspondence between the barrier strength and the information velocity. Bob checks whether his deciphered value of k together with the measured v_I lie on the curve 1(b). If the pair of values fall outside the curve, then Bob is able to detect disturbance by the eavesdropper, and asks Alice to reject that particular run of the experiment.

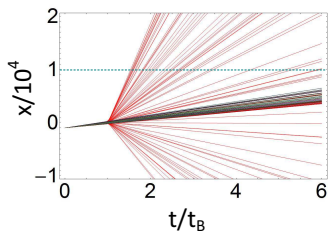


FIG. 3: Trajectories $q(t)$ for the situation portrayed in Fig. 2 (black lines: free case; red lines: time-dependent barrier with $k = 1/500$). The initial conditions for each trajectory are randomly chosen within the initial distribution $\rho(x, t_0)$, centered at $x = -1000$. The barrier potential, maximal at $t = t_B$, highly spreads the pencil of trajectories, resulting in the diffraction of the wavepacket.

D. Dynamical interpretation. — Superarrivals are produced by the *diffraction* of the wavefunction on the moving barrier. This can be seen by resorting to the path integral form of the time evolution operator $K(x, x', t)$. The Lagrangian with the potential (2) is quadratic and therefore $K(x, x', t)$ is given by

$$K(x, x', t - t_0) = \sqrt{\frac{i}{2\pi\hbar} \frac{\partial^2 S_{cl}}{\partial x \partial x'}} \exp \frac{i}{\hbar} S_{cl}(x, x', t - t_0). \quad (11)$$

where S_{cl} is the action for the classical paths going from x' to x in time $t - t_0$. Its explicit expression is cumbersome; it is obtained by employing a method similar to the one used for the time-dependent harmonic oscillator (eg Ch. 20 of [8]), namely by expressing the time integral of the Lagrangian as a quadratic form in x and x' . This is precisely done by employing the Ermakov system decomposition $q(t) = \sqrt{2I}\alpha(t) \sin \phi(t)$.

The important message encapsulated by the propagator expression (11) is that every point x' of the initial wavefunction $\psi(x', t_0)$ is carried to the point (x, t) by a classical trajectory: a single propagating wavepacket is built on the entire set of paths whose initial conditions lie within $\rho(x, t_0)$ (now regarded as a configuration space classical distribution). The corresponding family of trajectories for the superarrival shown in Fig. 2 is plotted in Fig. 3, along with the free trajectories for the same case. It can be seen that the barrier causes the impinging trajectories to accelerate or to turn back, depending on their initial positions. Superarrival is produced by the paths that are accelerated (relative to the no-barrier situation) and therefore arrive at some point x_T far to the right of the barrier in a shorter time than in the free case.

E. Concluding remarks. — To summarize, in this work we have presented a novel quantum effect in which it is analytically shown that there exists a short time interval over which the transmission probability of a Gaussian wave packet impinging on a transient parabolic po-

tential barrier exceeds that corresponding to free propagation. Further, we have shown how this effect can be used for communication across the wave packet. A simple scheme of information transfer has been outlined which is based upon the one-to-one correspondence between any particular value of the barrier strength chosen, and the measured value of the magnitude of superarrival. Such a scheme of transfer of classical information using the quantum wave function seems *in-principle* secure, since any attempt of eavesdropping would involve distortion of the wave packet, thereby producing a discernible impact on the correspondence between the barrier strength and the information velocity. Note that in examples such as the present one where the incident wave packet gets distorted on striking the barrier, the concept of signal velocity needs to be defined operationally, and it can exceed the group velocity of the wave packet [9]. Accordingly, we have introduced the notion of information velocity which measures the speed at which information about the barrier perturbation propagates across the wave packet.

Finally, a path integral analysis of superarrivals is invoked to understand how this effect arises from the diffraction of the wave packet on the barrier. Further work involving the time-dependent reflection and transmission of wavepackets from various types of transient barriers is required for the purpose of experimental tests and applications of superarrivals. In particular, one may consider a variant of our example by introducing two qubits localized on opposite sides of the barrier, and thereby inducing an entanglement between them by their interaction with the reflected and the transmitted parts of a wavepacket, in the context of which superarrivals can be employed in schemes aiming at the speed-up of entanglement generation.

Acknowledgements: ASM and DH acknowledge support from the DST Project SR/S2/PU-16/2007. DH thanks Centre for Science, Kolkata for useful support.

-
- [1] R. W. Robinett, Physics Reports **392**, 1 (2004).
 - [2] A. del Campo, G. Garcia-Calderon, J. G. Muga, Physics Reports **476**, 1 (2009).
 - [3] C. C. Chen *et al.*, Phys. Rev. Lett. **102**, 044101 (2009).
 - [4] S. Schmidt, J. G. Muga and A. Ruschhaupt, Phys. Rev. A **80**, 023406 (2009).
 - [5] S. Bandyopadhyay, A. S. Majumdar and D. Home, Phys. Rev. A **65**, 052718 (2002).
 - [6] A. Matzkin J. Phys. A **34**, 7833 (2001).
 - [7] H. R. Lewis, Phys. Rev. Lett. **18**, 510 (1967); J. R. Ray and J. L. Reid Phys. Rev. A **26**, 1042 (1982).
 - [8] W. Dittrich and M. Reuter *Classical and Quantum Dynamics* (Springer, 2001).
 - [9] H. Winful, Physics Reports **436**, 1 (2006).