

Time-dependent Turbulence in Stars

W. David Arnett¹ and Casey Meakin¹

¹Steward Observatory, University of Arizona,
Tucson AZ 85721, USA
email: wdarnett@gmail.com

Abstract. Three-dimensional (3D) hydrodynamic simulations of shell oxygen burning by Meakin & Arnett(2007b) exhibit bursty, recurrent fluctuations in turbulent kinetic energy. These are shown to be due to a global instability in the convective region, which has been suppressed in simulations of stellar evolution which use mixing-length theory (MLT). Quantitatively similar behavior occurs in the model of a convective roll (cell) of Lorenz(1963), which is known to have a strange attractor that gives rise to random fluctuations in time. An extension of the Lorenz model, which includes Kolmogorov damping and nuclear burning, is shown to exhibit bursty, recurrent fluctuations like those seen in the 3D simulations. A simple model of a convective layer (composed of multiple Lorenz cells) gives luminosity fluctuations which are suggestive of irregular variables (red giants and supergiants, see Schwarzschild(1975)). Details and additional discussion may be found in Arnett & Meakin(2011).

Apparent inconsistencies between Arnett, Meakin, & Young(2009) and Nordlund, Stein, & Asplund(2009) on the nature of convective driving have been resolved, and are discussed.

Keywords. turbulence, irregular variables, convection

1. Introduction

Three-dimensional fluid dynamic simulations of turbulent convection in an oxygen-burning shell of a presupernova star show bursty fluctuations which are not seen in one-dimensional stellar evolutionary calculations (which use various versions of mixing-length theory, MLT, Böhm-Vitense(1958)).

Our particular example is a set of simulations of oxygen burning in a shell of a star of $23M_{\odot}$ (Meakin & Arnett(2007b), Meakin & Arnett(2010)). This is of astronomical interest in its own right as a model for a supernova progenitor, but also happens to represent a relatively simple and computationally efficient case, and has general implications for the convection process in all stars.

Three-dimensional hydrodynamic simulations of shell oxygen burning exhibit bursty, recurrent fluctuations in turbulent kinetic energy (see Fig. 1, left panel). These simulations show a damping, and eventual cessation, of turbulent motion if we artificially turn off the nuclear burning (Arnett, Meakin, & Young(2009)). Further investigation by Meakin & Arnett(2010) shows that nearly identical pulsations are obtained with a volumetric energy generation rate which is constant in time, so that *the cause of the pulsation is independent of any temperature or composition dependence in the oxygen burning rate*. Heating is necessary to drive the convection; even with this time-independent rate of heating, we still get pulses in the turbulent kinetic energy. Such behavior is fundamentally different from traditional nuclear-energized pulsations dealt with in the literature (e.g., the ε -mechanism, Ledoux(1941), Ledoux(1958), Unno, et al.(1989)), and is a consequence of time-dependent turbulent convection (it might be called a " τ -mechanism", with τ standing for turbulence).

2. A Controversy Resolved.

This section was written with the aid of extensive email discussions with A. Nordlund and R. Stein. Arnett, Meakin, & Young(2009), analyzing the 3D simulations of Meakin & Arnett(2007b), found that buoyancy driving is balanced by viscous (Kolmogorov) dissipation; the remaining terms (mostly the kinetic energy flux escaping the convection zone) were less than 6% of the total. Nordlund, Stein, & Asplund(2009) found that the buoyancy terms exactly cancelled, and that the viscous dissipation was balanced by average gas pressure work. Which is correct? Upon careful reanalysis, both are, as we shall show.

2.1. The Convective Mach Number.

There are two limiting cases for convective flow, depending upon the convective Mach number \mathcal{M}_{conv} (the ratio of the fluid speed to the local sound speed). The case $\mathcal{M}_{conv} \ll 1$ corresponds to “incompressible” flow. For turbulent motion, the pressure perturbation P' is related to the convective Mach number by $P'/P \sim \rho u_{rms}^2/P \sim \mathcal{M}_{conv}^2$, and must be small. Sound waves outstrip fluid motion, so that pressure differences quickly become small, except possibly for a static background stratification. Most of the historical research on convection (e.g., the Bènard problem, Chandrasekhar(1961), Landau & Lifshitz(1959)) is done in this limit (the Boussinesq approximation, Chandrasekhar(1961)).

Let $\langle a \rangle$ denote the average of any variable a over a spherical shell (lagrangian stellar coordinate). The density perturbation ρ' and the velocity perturbation u' are both first order in \mathcal{M}_{conv} , while the pressure terms (both gas and turbulent pressure) and the average velocity $\langle u \rangle$ are of second order. At low \mathcal{M}_{conv} the first order terms dominate, but as \mathcal{M}_{conv} rises, the second and higher order terms become important, changing the physical behavior of the system. \mathcal{M}_{conv} does not increase indefinitely for a quasi-static system; as it approaches unity, kinetic energy approaches internal energy in magnitude, and the system becomes gravitationally unbound, allowing no quasi-static solution. There is a narrow range, $0.1 \leq \mathcal{M}_{conv} \leq 1$, in which this interesting transition occurs. Except in dynamic situations, convection in stellar interiors satisfies $\mathcal{M}_{conv} \leq 0.1$, for which the Boussinesq limit is a reasonable approximation. Near stellar surfaces of cool stars, $\mathcal{M}_{conv} \geq 0.1$, and the Boussinesq limit is no longer accurate.

2.2. Convective Driving.

We are interested in the rate of transfer of energy into different forms, so we consider various terms for power per unit volume, or energy per unit volume per unit time. In order to fix the terminology, let us define some terms:

- *buoyancy power* is $W_B = \langle \rho' \mathbf{u}' \cdot \mathbf{g} \rangle$,
- *gas pressure power* is $W_P = \langle -\mathbf{u} \cdot \nabla P \rangle$,
- *net rate of work done by gravity* is $W_G = \langle \rho \mathbf{u} \cdot \mathbf{g} \rangle$,
- *net rate of work done by gravity on the mean flow* is $W_{Gm} = \rho_0 \mathbf{u}_0 \cdot \mathbf{g}$, and
- *net rate of gas pressure work on the mean flow* is $W_{Pm} = -\mathbf{u}_0 \cdot \nabla P_0$.

For a quasi-steady state, $\langle \partial \rho / \partial t \rangle = 0$ so that $\langle \nabla \cdot \rho \mathbf{u} \rangle = 0$, which requires $0 = \langle \rho u_z \rangle = \langle \rho \rangle \langle u_z \rangle + \langle \rho' u'_z \rangle$. This is true for all values of \mathcal{M}_{conv} . This implies that the total work done by gravity vanishes, but can be split into a (positive) work done on the convective motions, called buoyancy power, and a (negative) work done on the mean flow, that is, $W_G = W_B + W_{Gm} = 0$. Ignoring boundary and wave effects for the moment, the gas pressure power is balanced by viscous (Kolmogorov) dissipation, $W_P = \varepsilon_K$, see Meakin & Arnett(2007b).

2.3. Rotational Flow.

Historically W_B has been used in the Boussinesq approximation as the driving term for convection (Chandrasekhar(1961)). Using the Cowling approximation we may move the gravity outside the average, so that $W_B = g_z \langle \rho' u'_z \rangle = -g_z \langle \rho \rangle \langle u_z \rangle$. In the Boussinesq limit, the equation of hydrostatic equilibrium holds, $dP/dz = -\rho g_z$, and the rate of work done on the fluid passing through the pressure gradient is

$$\langle -\mathbf{u} \cdot \nabla P \rangle \rightarrow g_z \langle \rho u_z \rangle = W_B. \quad (2.1)$$

The mathematical result is the same as if the buoyancy power \mathcal{B} alone were used, and provides consistency with the literature (e.g., Chandrasekhar(1961), Landau & Lifshitz(1959), Davidson(2004)). Thus, the general result that, integrated over a convection zone, the buoyancy work is balanced by the viscous dissipation, is still valid in the incompressible limit (Chandrasekhar(1961)). The same result is found for turbulent flow by Arnett, Meakin, & Young(2009): buoyancy power is balanced by Kolmogorov dissipation.

For the simulations of Meakin & Arnett(2007b), $\mathcal{M}_{conv} \leq 0.03$ so that the pressure fluctuations are small ($P'/P \leq 0.001$), clearly in the incompressible regime. In this limit Arnett, Meakin, & Young(2009) show that $\langle \rho' u' / \rho \rangle \propto \langle T' u' / T \rangle$, so that the convective velocity field is directly related to the enthalpy flux. This connection is ignored in MLT, but is important for stellar evolution because *it removes the freedom to adjust the MLT parameter α* .

The flow is accelerated by a torque in the horizontal plane, and tends to be divergence free (solenoidal, or “rotational”) because of mass conservation. The velocities are small enough so that, to the same level of approximation, ram pressure may be ignored, and the background stratification is hydrostatic.

2.4. Divergent Flow.

The “compressible” limit is $\mathcal{M}_{conv} \simeq 1$, for which $P'/P \sim 1$. Shock formation is the most startling change in the flow character. Sound wave generation increases rapidly as $\mathcal{M}_{conv} \rightarrow 1$ (Landau & Lifshitz(1959), §75). The flow becomes diverging, or “irrotational” (consider the extreme limit of a point explosion which is pure divergence). Even in the case of convective flow, ram pressure levitation begins to become important (Stein & Nordlund(1998)). Generally the flow begins to cause structural change and becomes even more complex. In this case the simple picture of pure buoyancy driving begins to break down; increasingly more work is done to generate diverging flows as \mathcal{M}_{conv} increases.

If the convective region does not have an overall divergence (i.e., is in a quasi-steady state), the excess pressure fluctuations (beyond those implied by the buoyancy flux) must generate waves (both sound waves and gravity waves), which may propagate beyond the convective region. The ram pressure from the flow will cause the quasi-steady convection zone to expand as \mathcal{M}_{conv} increases. Because of turbulence, episodes of vigorous local pulsation may occur. Further increase in \mathcal{M}_{conv} may lead to vigorous global pulsation and even explosion ($\mathcal{M}_{conv} \sim 1$ implies the kinetic energy is of order the internal energy). Notice the transition from rotational flow toward diverging flow as \mathcal{M}_{conv} increases.

2.5. Relevance to Astrophysics

Which of the \mathcal{M}_{conv} limits is relevant for astrophysics? Both are. *Almost all* the matter in stellar convection zones, during *almost all* evolution, is in the limit of incompressible flow. For the Sun, the region for which $\mathcal{M}_{conv} \geq 0.1$ (so that the pressure fluctuations are greater than 0.01), contains only about 10^{-7} of a solar mass. However all stars with cool surfaces have a superadiabatic region in which the convective Mach numbers rise

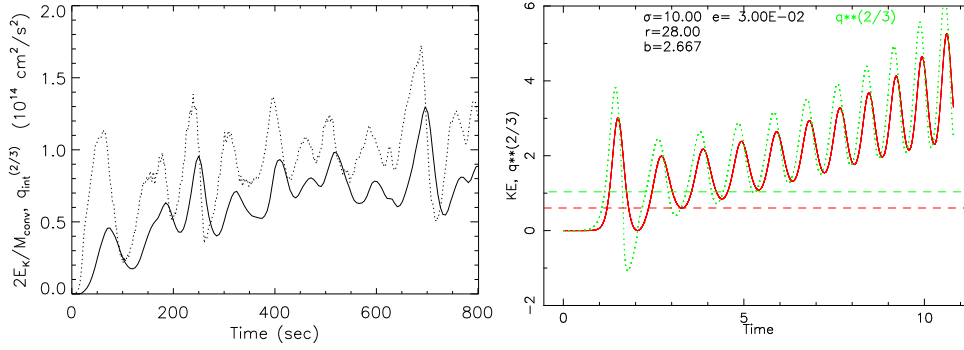


Figure 1. *Left.* Turbulent velocity squared $u_t^2 = 2E_{turb}/M_{CZ}$ (solid), and the corresponding buoyancy flux (dotted, plotted in the same units) $q_{int}^{2/3}$ in the convection zone, versus time. The kinetic energy lags the buoyant flux by roughly 20 seconds. *Right.* Initial Behavior of an extended Lorenz Model of Convection, for $\sigma = 10$, $r = 28$, $b = 8/3$, and $e = 3.0 \times 10^{-2}$. The parameters are similar to those inferred for the oxygen shell (see Arnett & Meakin(2011)). There is an increase in kinetic energy and in the amplitude of the pulses, somewhat like the left panel. The primary difference seems to be that the Lorenz model uses a single mode while the simulation is multi-mode.

to $\mathcal{M}_{conv} \sim 0.1$ or more, and *these regions are the ones observed*. Quasi-static oxygen burning, one of the most vigorous nuclear processes to drive convection, has $\mathcal{M}_{conv} \ll 1$, and this is true for other thermonuclear processes as well; but they evolve to violent and explosive events for which $\mathcal{M}_{conv} \sim 1$. The exceptions to $\mathcal{M}_{conv} \ll 1$ are important: (1) explosions, such as supernovae and novae, (2) vigorous thermonuclear flashes, (3) vigorous pulsations, especially radial ones, and (4) the sub-photospheric layers of stellar surface convection zones, which are strongly non-adiabatic, to name a few. Consequently the transition (near $\mathcal{M}_{conv} \sim 0.3$, implying pressure perturbations of order 0.1) between these two limiting cases is emerging as an important problem in astrophysics.

We have made some theoretical progress in understanding the $\mathcal{M}_{conv} \ll 1$ case, and will now follow Eddington’s advice to “push a theory until it breaks,” to see what happens.

3. Turbulence and the Lorenz Model

Lorenz(1963) devised a simple model (three degrees of freedom) of a convective cell which captured the seeds of chaos in terms of the Lorenz strange attractor, which is part of the foundation of the study of instabilities in nonlinear systems (Cvitanović(1989), Gleick(1987), Thompson & Steward(1986)). The model is an extreme truncation of the fluid dynamics equations, reducing a system of seven variables and about 10^7 grid points (Fig. 1 (left)) to one of amplitudes of three variables (Fig. 1 (right)). This reduces the degrees of freedom from $\sim 7 \times 10^7$ to merely 3. To attain this simplification, only a single mode, of low Mach number flow, was examined in two dimensions (“a convective roll”). The three variables are the speed of the convective roll, the vertical temperature fluctuation, and the horizontal temperature fluctuation. For sufficiently large Reynolds number (essentially luminosity in excess of that which can be carried by radiative diffusion), the flow becomes chaotic. In MLT, the vertical and horizontal temperature fluctuations are assumed identical, and this two variable model is not chaotic (Arnett & Meakin(2011)).

We examine the conjecture that the fluctuating behavior of the Lorenz model is a simple version of that seen in our 3D compressible, multi-mode convection simulations. Arnett & Meakin(2011) make the simple generalization of the Lorenz model to include

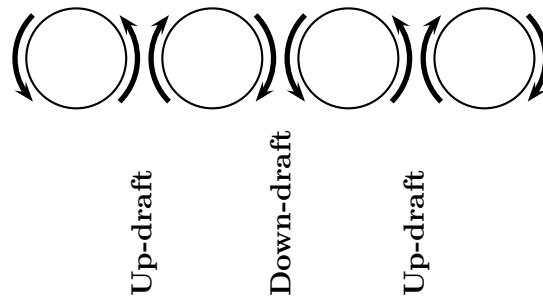


Figure 2. The Lorenz Model extended: Convection in a shell composed of cells. Notice the alternation of the sign of rotation. This may be thought of as a cross sectional view of infinitely long cylindrical rolls, or of a set of toroidal cells, with pairwise alternating vorticity (see Chandrasekhar(1961), §16). Each cell may exhibit independent fluctuations in time and space.

nuclear heating. In Fig. 1 is a comparison of the fluctuating behavior of kinetic energy for the 3D simulation (left panel) and the generalized Lorenz model (right panel). The behavior is similar, with the largest differences due to the fact that the 3D simulation exhibits many modes, while the Lorenz model has only one by definition.

This suggests that the fluctuations seen in the 3D simulation are related to the onset of chaotic behavior in the much simpler Lorenz model. Analytically, the equations of 3D fluid flow used in the simulations may be directly simplified to obtain the Lorenz equations (see Arnett & Meakin(2011)), which strengthens the suggestion.

4. Convective Cells

Schwarzschild(1975) suggested, based upon MLT, that convection was dominated by cells, whose size was determined by the size of a local pressure scale height. Simulations suggest that this is qualitatively true; mass conservation in a stratified medium implies cells of a density scale height in size (see Nordlund, Stein, & Asplund(2009)). Suppose that we imagine the convective zone to be made of cells, each of which we approximate by a Lorenz model? Fig. 2 illustrates a cross-section segment of part of such a planar convective layer. We do not imagine that the cells are fixed as in a crystalline structure, but that the cells are unstable, forming and decaying in a dynamic way, with average properties approximated by independent Lorenz models. Each Lorenz cell has a fluctuation in energy flux it carries, and this is identified with a fluctuation in luminosity of that horizontal patch of the convective layer. For simplicity we ignore the fluctuations of cells in underlying layers, and in the same spirit, the fact that stellar photospheres often exhibit convective Mach numbers which are not small.

Schwarzschild(1975) noted that for the sun, the local pressure scale height was relatively small, implying that the size of a convective cell was also small relative to the radius, similar to the size of a granule. Such a large number of cells ($\sim 10^6$) would average out fluctuations over a stellar disk. For red supergiants, the scale heights approach the radius in size, so that a few cells would be sufficient to cover the surface, and the fluctuations in luminosity would be more obvious.

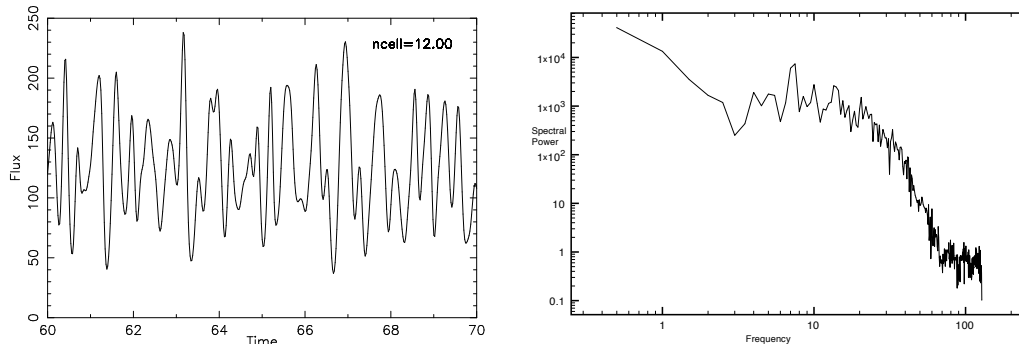


Figure 3. (left) Fluctuations of Luminosity in Convective Layer of 12 Cells of Random Phase, for $\sigma = 10$, $r = 28$, and $b = 8/3$. The dimensionless flux (luminosity) is shown for a convective layer with 12 visible Lorenz cells. The luminosity variations are large and seemingly chaotic, suggestive of irregular variables and Betelgeuse in particular. (right) Power spectra of the luminosity. There is no sharp peak, but a broad distribution of power, as would be expected from a chaotic source.

5. Irregular Variables

Combining Schwarzschild’s idea of convective cells with Lorenz’s model of a cell allows us to construct a simple model of a stellar convective surface, which contains an element of the fluctuating nature of turbulence, although it may be a crude approximation in that it has no realistic photospheric layer. Fig. 3 shows the luminosity fluctuations implied by such a model (left panel). The amplitude of the luminosity fluctuations are simply those of the classical Lorenz model. They are larger than but comparable to those found in 3D simulations of Betelgeuse (α Orionis) by Chiavassa, et al.(2010), and observed in red supergiants (Kiss, Szabo, & Bedding(2006)). This qualitative agreement for such a simple model is suggestive.

The right panel in Fig. 3 shows the spectral power density of the luminosity fluctuations shown in the left panel. There are a few broad, marginal peaks, and a lot of broad-band noise. The frequency is normalized to the time interval shown in the left panel. In a real star, this broad-band noise would resonate with normal modes of pulsation, driving them to finite amplitude and thereby giving additional sharp peaks to the spectrum.

Joel Stebbins (pioneer of photoelectric astronomy) monitored the brightness of Betelgeuse (α Orionis) from 1917 to 1931, and concluded that “there is no law or order in the rapid changes of Betelgeuse” (Goldberg(1984)), which seems apt for Fig. 3 as well. More modern observations (see Kiss, Szabo, & Bedding(2006)) show a strong broad-band noise component in the photometric variability. The irregular fluctuations of the light curve are aperiodic, and resemble a series of outbursts. This should be no surprise; the 3D equations have embedded in them the strange attractor of Lorenz. It will be interesting to apply these ideas to the analysis of solar-like oscillations in other stars (Kjeldsen & Bedding(1995)).

6. Summary

By quantitatively examining the implications of 3D simulations of turbulent convection, we are led to an identification of similarities in convective cells and the Lorenz strange attractor. Applying this connection in a simple model implies a broad-band component of the power spectrum of luminosity in stars with convective surfaces, much like that observed by Kiss, Szabo, & Bedding(2006).

However, there is no free lunch. Application of these ideas to stellar surfaces implies

their use in regimes in which the convective Mach number \mathcal{M}_{conv} is not much less than unity. Will the compressible effects make qualitative changes in this picture? We shall see. Fortunately the surface of the Sun is a nearby example on which we can test our theoretical ideas, and these ideas will have wide ramifications in astrophysics.

Acknowledgements

This work was supported in part by by NSF Grant 0708871 and NASA Grant NNX08AH19G at the University of Arizona. We are grateful for helpful discussions with Aake Nordlund and Bob Stein, and thank the Symposium organizers for allowing us to participate. Happy birthday Juri!

References

- Arnett, W. D., Meakin, C., & Young, P. A., 2009, *ApJ*, 690, 1715
 Arnett, W. D., Meakin, C., & Young, P. A., 2010, *ApJ*, 710, 1619
 Arnett, W. D. & Meakin, D., 2011, submitted.
 Böhm-Vitense, E., 1958, *Zeit. für Ap.*, 46, 108
 Chandrasekhar, S. 1961, *Hydrodynamic and Hydromagnetic Instability*, Oxford University Press, London
 Chiavassa, A., Haubois, X., Young, J. S., Plez, B., Josselin, E., Perrin, G., & Freytag, B., 2010, *A&A*, in press
 Cvitanović, P., *Universality in Chaos*, Adam Hilger, Bristol and New York
 Davidson, P. A., 2004, *Turbulence*, Oxford University Press, Oxford
 Gleick, J., 1987, *Chaos: Making a New Science*, Penguin Books, New York
 Goldberg, L., 1984, *Publ. Astron. Soc. Pacific*, 96, 366
 Kiss, L. L., Szabo, Gy. M., & Bedding, T. R., 2006, *MNRAS*, 372, 1721
 Kjeldsen, H., & Bedding, T. R., 1995, *A&A*, 293, 87
 Landau, L. D. & Lifshitz, E. M. 1959, *Fluid Mechanics*, Pergamon Press, London
 Ledoux, P., 1941, *ApJ*, 94, 537
 Ledoux, P., & Walraven, Th., 1958, in *Handbuch der Physik*, 51, ed. S. Flugge, (Springer-Verlag, Berlin), p. 353
 Lorenz, E. N., 1963, *Journal of Atmospheric Sciences*, 20, 130
 Meakin, C., & Arnett, D., 2007b, *ApJ*, 667, 448
 Meakin, C., & Arnett, D., 2010 *ApJ*, submitted
 Nordlund, A., Stein, R., & Asplund, M., 2009, *Living Reviews in Solar Physics*, 6, 2
 {<http://www.livingreviews.org/lrsp-2009-2>}
 Schwarzschild, M., 1975, *ApJ*, 195, 137
 Stein, R. F., & Nordlund, A., 1998, *ApJ*, 499, 914
 Thompson, J. M. T. & Stewart, H. B., 1986, *Nonlinear Dynamics and Chaos*, John Wiley and Sons, New York
 Unno, W., Osaki, Y., Ando, H., Saio, H., & Shibahashi, H., 1989, *Nonradial Oscillations of Stars*, 2nd. ed., University of Tokyo Press, Tokyo

Discussion

N. WEISS: A word of caution about the meaning of the Lorenz equations: chaos is ubiquitous, and Lorenz's realisation is this was original and important – but one should not rely on his equations to describe a specific physical system.

W. D. ARNETT: I agree. We started with the simplest possibility, which we knew contained chaotic behavior.

The Lorenz model is only a 2D and incompressible model, and should be generalized to 3D, and compressible flow if possible. Hopefully, analysis of 3D simulations for a variety of conditions will illuminate this issue.

R. COLLET: 1. In your analysis you derive a value of the MLT parameter α that is four times as large as the typical value used in stellar evolution calculations. This result is essentially based on simulations of one massive star, if I understand correctly. How can you generalise this result to other stellar masses, e.g solar?

2. Does this result apply to stellar interiors or to surface convection as well?

W. D. ARNETT: Let me clarify. We claim that the α parameter is not adjustable, but an eigenvalue determined by the stellar structure (depth of the convective zone).

Our original compressible 3D simulations (Meakin & Arnett(2007b)) showed that the *turbulent dissipation length (essentially the “mixing length”) was simply equal to the depth of the convection zone* (2 pressure scale heights for that stellar model). Based on this and results from many 3D simulations by others, we conjectured that this relation was a general result, but found that it seemed limited on the high side by a value of roughly 4 pressure scale heights. We have since verified the relation with 3D simulations of shells from 0.5 to 4 pressure scale heights in depth for low Mach-number flows (stellar interiors). The solar convection zone is 20 pressure scale heights deep, so we used 4 as the limiting value, which is $4/1.65 \approx 2.4$ times the standard value of α for the same solar atmospheric model.

We believe this limit may be a general result for low Mach-number flows. For the outer, sub-photospheric layers in a stellar convective zone, the convective Mach-number rises, and pressure perturbations become increasingly important. We do not yet have a more general theory applicable to this small but important region. As a first step we simply see what happens if we ignore the effects of compressibility.

R. TRAPENDACH: How realistic in your simulation is the surface superadiabatic gradient when compared to 3-D calculations. How to you model those layers?

W. D. ARNETT: They are not realistic enough. We use the radiative diffusion approximation, but have not directly simulated an atmosphere. However, we have focused here on the possible implications of chaotic behavior (turbulence) for stellar variability, with the simplest model we know.

We are attempting to develop a general *theoretical understanding* of stellar turbulence. It may be that our computational abilities now run ahead of our ability to assimilate what we compute. How can we develop a mathematical (rather than numerical) understanding? So far, we have a promising quantitative solution for low Mach-number convective zones (stellar interiors).

Stellar atmospheres and immediate sub-surface regions have convective Mach-numbers which increase toward unity. In such cases, compressible fluid effects can no longer be neglected (shock, g- and p-mode wave generation, dynamic expansion and contraction, to mention some of the most important).

These effects also occur in other interesting astrophysical situations: explosions of novae and supernovae, thermonuclear ignition flashes, thin-shell flashes, and vigorous radial pulsations, for example.

Many groups, including yours, have already solved this problem *numerically* for stellar atmospheres. We should join forces in the quest of a theoretical model capable of reproducing the general features of turbulent convection, which is not restricted to small Mach-number flow. We have a developing theory and many of you have numerical solutions; we would be happy to work with you.