

# Multiple Parameter Estimation With Quantized Channel Output

Amine Mezghani<sup>1</sup>, Felix Antreich<sup>2</sup> and Josef A. Nossek<sup>1</sup>

<sup>1</sup>Institute for Circuit Theory and Signal Processing, Technische Universität München, 80290 Munich, Germany

<sup>2</sup>German Aerospace Center (DLR), Institute for Communications and Navigation, 82234 Wessling, Germany

Email: <sup>1</sup>{Mezghani, Nossek}@nws.ei.tum.de, <sup>2</sup>felix.antreich@dlr.de

**Abstract**—We present a general problem formulation for optimal parameter estimation based on quantized observations, with application to antenna array communication and processing (channel estimation, time-of-arrival (TOA) and direction-of-arrival (DOA) estimation). The work is of interest in the case when low resolution A/D-converters (ADCs) have to be used to enable higher sampling rate and to simplify the hardware. An Expectation-Maximization (EM) based algorithm is proposed for solving this problem in a general setting. Besides, we derive the Cramér-Rao Bound (CRB) and discuss the effects of quantization and the optimal choice of the ADC characteristic. Numerical and analytical analysis reveals that reliable estimation may still be possible even when the quantization is very coarse.

**Index Terms:** Quantization, MIMO channel estimation, TOA/DOA estimation, EM algorithm, Cramér-Rao Bound, stochastic resonance.

## I. INTRODUCTION

In multiple-input multiple-output (MIMO) communication systems, where low power and low cost are key requirements, it is desirable to reduce the ADC resolution in order to save power and chip area [1]. In fact, in high speed systems the sampling/conversion power may reach values in the order of the processing power. Therefore, coarse analog-to-digital converters (ADCs) may be a cost-effective solution for such applications, especially when the array size becomes very large or when the sampling rate becomes very high (in the GHz range) [2]. Naturally, this generates a need for developing new detection and estimation algorithms operating on quantized data.

An early work on the subject of estimating unknown parameters based on quantized can be found in [3]. In [4], [5], the authors studied channel estimation based on single bit quantizer (comparator). In this work, a more general setting for parameter estimation based on quantized observations will be studied, which covers many processing tasks, e.g. channel estimation, synchronization, delay estimation, Direction Of Arrival (DOA) estimation, etc. An Expectation Maximization (EM) based algorithm is proposed to solve the Maximum a Posteriori Probability (MAP) estimation problem. Besides, the Cramér-Rao Bound (CRB) has been derived to analyze the estimation performance and its behavior with respect to the signal-to-noise ratio (SNR). The presented results treat both cases: pilot aided and non-pilot aided estimation. We extensively deal with the extreme case of single bit quantized (comparator) which simplifies the sampling hardware

considerably. We also focus on MIMO channel estimation and delay estimation as application area of the presented approach. Among others, a  $2 \times 2$  channel estimation using 1-bit ADC is considered, which shows that reliable estimation may still be possible even when the quantization is very coarse. In order to ease the theoretical derivations, we restrict ourselves to real-valued systems. However, the results can be easily extended and applied to complex valued-channels as we will do in Section VI.

Our paper is organized as follows. Section II describes the general system model. In Section III, the EM-algorithm operating on quantized data is derived and the estimation performance limit based on the Cramér-Rao Bound (CRB) is analyzed. In Section IV, we deal with the single-input single-output (SISO) channel estimation problem as a first application, then we generalize the analysis to the multiple-antennas (MIMO) case in Section V. Finally we handle the problem of signal quantization in the context of Global Navigation Satellite Systems (GNSS) in Section VI.

*Notation:* Vectors and matrices are denoted by lower and upper case italic bold letters. The operators  $(\bullet)^T$ ,  $(\bullet)^H$ ,  $\text{tr}(\bullet)$ ,  $(\bullet)^*$ ,  $\text{Re}(\bullet)$  and  $\text{Im}(\bullet)$  stand for transpose, Hermitian transpose, trace of a matrix, complex conjugate, real and imaginary parts of a complex number, respectively.  $\mathbf{I}_M$  denote the  $(M \times M)$  identity matrix.  $\mathbf{x}_i$  is the  $i$ -th column of a matrix  $\mathbf{X}$  and  $x_{i,j}$  denotes the  $(i$ th,  $j$ th) element of it. The operator  $E_{s|q}[\bullet]$  stands for expectation with respect to the random variable  $s$  given  $q$ . The functions  $p(s, q)$  and  $p(s|q)$  symbolize the joint distribution and the conditional distribution of  $s$  and  $q$ , respectively. Unless otherwise noted, all integrals are taken from  $-\infty$  to  $+\infty$ . Finally,  $\stackrel{1\text{-bit}}{=}$  symbolizes that the equality holds for the single bit case.

## II. SYSTEM MODEL

As mentioned before, we start from a general signal model, described by:

$$\mathbf{r} = Q(\mathbf{y}), \quad \text{with} \quad (1)$$

$$\mathbf{y} = \mathbf{f}(\mathbf{x}, \boldsymbol{\theta}) + \boldsymbol{\eta}, \quad (2)$$

where  $\mathbf{y}$  is the unquantized receive vector of dimension  $N$ ,  $\mathbf{f}(\cdot, \cdot)$  is a general multidimensional system function of the unknown parameter vector  $\boldsymbol{\theta}$ , to be estimated, and the known or unknown data vector  $\mathbf{x}$ , while  $\boldsymbol{\eta}$  is an i.i.d. Gaussian noise with variance  $\sigma_\eta^2$  in each dimension. We assume that the noise

variance  $\sigma_\eta^2$  is known, although this part of the work can be easily extended to the case where  $\sigma_\eta^2$  is part of  $\boldsymbol{\theta}$ . The operator  $Q(\cdot)$  represents the quantization process, where each component  $y_i$  is mapped to a quantized value from a finite set of code words as follows

$$r_i = Q(y_i), \text{ if } y_i \in [r_i^{\text{lo}}, r_i^{\text{up}}]. \quad (3)$$

Thereby  $r_i^{\text{lo}}$  and  $r_i^{\text{up}}$  are the lower value and the upper limits associated to quantized value  $r_i$ . Additionally, we denote the prior distribution of the parameter vector by  $p_\theta(\boldsymbol{\theta})$  when available. Similarly the prior  $p_x(\mathbf{x})$  is also known, and can for instance be obtained from the extrinsic information of the decoder output. The joint probability density function involving all random system variables reads consequently as

$$p(\mathbf{r}, \mathbf{y}, \mathbf{x}, \boldsymbol{\theta}) = \mathbb{I}_{D(\mathbf{r})}(\mathbf{y}) \frac{1}{(2\pi)^{\frac{N}{2}} \sigma_\eta^N} e^{-\frac{\|\mathbf{y} - \mathbf{f}(\boldsymbol{\theta}, \mathbf{x})\|_2^2}{2\sigma_\eta^2}} p_x(\mathbf{x}) p_\theta(\boldsymbol{\theta}), \quad (4)$$

where  $\mathbb{I}$  denotes the indicator function taking one if

$$\mathbf{y} \in D(\mathbf{r}) = \{\mathbf{y} \in \mathbb{R}^N | r_i^{\text{lo}} \leq y_i \leq r_i^{\text{up}}; \forall i \in \{1, \dots, N\}\}, \quad (5)$$

and 0 otherwise. Note that this special factorization of the joint density function is crucial for solving and analyzing the estimation problem. A factor graph representation of the joint probability density is given in Fig. 1 to illustrate this property. Each random variable is represented by a circle, referred to as variable node, and each factor of the global function (4) corresponds to a square, called functional node or factor node.

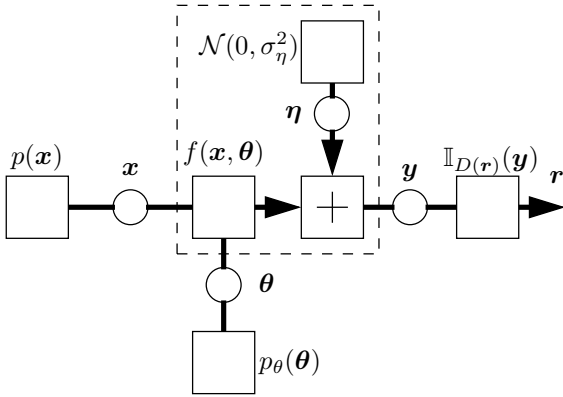


Fig. 1

FACTOR GRAPH REPRESENTATION.

### III. CONSTRUCTION OF THE ESTIMATION ALGORITHM AND PERFORMANCE BOUND

Given the quantized observation  $\mathbf{r}$ , and the log-likelihood function

$$\mathcal{L}(\boldsymbol{\theta}) = \ln \int \int p(\mathbf{r}, \mathbf{y}, \mathbf{x}, \boldsymbol{\theta}) d\mathbf{x} d\mathbf{y} = \ln p(\mathbf{r}, \boldsymbol{\theta}), \quad (6)$$

our goal is to find the MAP estimate  $\hat{\boldsymbol{\theta}}$  given by

$$\hat{\boldsymbol{\theta}} = \underset{\boldsymbol{\theta}}{\text{argmax}} \mathcal{L}(\boldsymbol{\theta}). \quad (7)$$

Naturally, the MAP solution  $\hat{\boldsymbol{\theta}}$  has to satisfy

$$\nabla_{\boldsymbol{\theta}} \mathcal{L}(\boldsymbol{\theta}) = 0. \quad (8)$$

This condition can be written as:

$$\begin{aligned} \nabla_{\boldsymbol{\theta}} \mathcal{L}(\boldsymbol{\theta}) &= \frac{\nabla_{\boldsymbol{\theta}} p(\mathbf{r}, \boldsymbol{\theta})}{p(\mathbf{r}, \boldsymbol{\theta})} \\ &= \int \int \frac{\nabla_{\boldsymbol{\theta}} p(\mathbf{r}, \mathbf{y}, \mathbf{x}, \boldsymbol{\theta})}{p(\mathbf{r}, \boldsymbol{\theta})} d\mathbf{x} d\mathbf{y} \\ &= \int \int \frac{\nabla_{\boldsymbol{\theta}} p(\mathbf{r}, \mathbf{y}, \mathbf{x}, \boldsymbol{\theta})}{p(\mathbf{r}, \boldsymbol{\theta})} \cdot \frac{p(\mathbf{x}, \mathbf{y} | \mathbf{r}, \boldsymbol{\theta})}{p(\mathbf{x}, \mathbf{y} | \mathbf{r}, \boldsymbol{\theta})} d\mathbf{x} d\mathbf{y} \\ &= \int \int \frac{\nabla_{\boldsymbol{\theta}} p(\mathbf{r}, \mathbf{y}, \mathbf{x}, \boldsymbol{\theta})}{p(\mathbf{r}, \mathbf{y}, \mathbf{x}, \boldsymbol{\theta})} \cdot p(\mathbf{x}, \mathbf{y} | \mathbf{r}, \boldsymbol{\theta}) d\mathbf{x} d\mathbf{y} \\ &= \mathbb{E}_{\mathbf{x}, \mathbf{y} | \mathbf{r}, \boldsymbol{\theta}} [\nabla_{\boldsymbol{\theta}} \ln p(\mathbf{r}, \mathbf{y}, \mathbf{x}, \boldsymbol{\theta})] \stackrel{!}{=} 0. \end{aligned} \quad (9)$$

There is also another way to write the optimality condition, by first integrating out the variable  $\mathbf{y}$  to obtain the conditional probability of the quantized received vector

$$\begin{aligned} p(\mathbf{r} | \mathbf{x}, \boldsymbol{\theta}) &= \int_{r_i^{\text{lo}}}^{r_i^{\text{up}}} \frac{1}{(2\pi)^{\frac{N}{2}} \sigma_\eta^N} e^{-\frac{\|\mathbf{y} - \mathbf{f}(\boldsymbol{\theta}, \mathbf{x})\|_2^2}{2\sigma_\eta^2}} d\mathbf{y} \\ &= \prod_i \left( \Phi\left(\frac{r_i^{\text{up}} - f_i(\mathbf{x}, \hat{\boldsymbol{\theta}})}{\sigma_\eta}\right) - \Phi\left(\frac{r_i^{\text{lo}} - f_i(\mathbf{x}, \hat{\boldsymbol{\theta}})}{\sigma_\eta}\right) \right), \end{aligned} \quad (10)$$

where  $\Phi(x)$  represents the cumulative Gaussian distribution reading as

$$\Phi(x) = \frac{1}{\sqrt{2\pi}} \int_{-\infty}^x \exp(-t^2/2) dt. \quad (11)$$

Therefore, we also obtain an alternative condition as

$$\begin{aligned} \nabla_{\boldsymbol{\theta}} \mathcal{L}(\boldsymbol{\theta}) &= \int \frac{\nabla_{\boldsymbol{\theta}} \int p(\mathbf{r}, \mathbf{y}, \mathbf{x}, \boldsymbol{\theta}) d\mathbf{y}}{p(\mathbf{r}, \boldsymbol{\theta})} d\mathbf{x} \\ &= \int \frac{\nabla_{\boldsymbol{\theta}} p(\mathbf{r}, \mathbf{x}, \boldsymbol{\theta})}{p(\mathbf{r}, \boldsymbol{\theta})} \cdot \frac{p(\mathbf{x} | \mathbf{r}, \boldsymbol{\theta})}{p(\mathbf{x} | \mathbf{r}, \boldsymbol{\theta})} d\mathbf{x} \\ &= \int \frac{\nabla_{\boldsymbol{\theta}} p(\mathbf{r}, \mathbf{x}, \boldsymbol{\theta})}{p(\mathbf{r}, \mathbf{x}, \boldsymbol{\theta})} \cdot p(\mathbf{x} | \mathbf{r}, \boldsymbol{\theta}) d\mathbf{x} \\ &= \mathbb{E}_{\mathbf{x} | \mathbf{r}, \boldsymbol{\theta}} [\nabla_{\boldsymbol{\theta}} \ln p(\mathbf{r}, \mathbf{x}, \boldsymbol{\theta})] \stackrel{!}{=} 0, \end{aligned} \quad (12)$$

which can be explicitly written as,

$$\begin{aligned} \sum_i \mathbb{E}_{\mathbf{x} | \mathbf{r}, \hat{\boldsymbol{\theta}}} \left[ \frac{\left( e^{-\frac{(r_i^{\text{up}} - f_i(\mathbf{x}, \hat{\boldsymbol{\theta}}))^2}{2\sigma_\eta^2}} - e^{-\frac{(r_i^{\text{lo}} - f_i(\mathbf{x}, \hat{\boldsymbol{\theta}}))^2}{2\sigma_\eta^2}} \right) \nabla_{\boldsymbol{\theta}} f_i(\mathbf{x}, \hat{\boldsymbol{\theta}})}{\sqrt{2\pi}\sigma_\eta \left( \Phi\left(\frac{r_i^{\text{up}} - f_i(\mathbf{x}, \hat{\boldsymbol{\theta}})}{\sigma_\eta}\right) - \Phi\left(\frac{r_i^{\text{lo}} - f_i(\mathbf{x}, \hat{\boldsymbol{\theta}})}{\sigma_\eta}\right) \right)} \right] - \frac{\nabla_{\boldsymbol{\theta}} p_\theta(\hat{\boldsymbol{\theta}})}{p_\theta(\hat{\boldsymbol{\theta}})} &= 0 \\ \stackrel{1\text{-bit}}{=} \sum_i \mathbb{E}_{\mathbf{x} | \mathbf{r}, \hat{\boldsymbol{\theta}}} \left[ r_i \frac{e^{-\frac{f_i(\mathbf{x}, \hat{\boldsymbol{\theta}})^2}{2\sigma_\eta^2}} \nabla_{\boldsymbol{\theta}} f_i(\mathbf{x}, \hat{\boldsymbol{\theta}})}{\sqrt{2\pi}\sigma_\eta \Phi\left(\frac{r_i f_i(\mathbf{x}, \hat{\boldsymbol{\theta}})}{\sigma_\eta}\right)} \right] - \frac{\nabla_{\boldsymbol{\theta}} p_\theta(\hat{\boldsymbol{\theta}})}{p_\theta(\hat{\boldsymbol{\theta}})} &= 0, \end{aligned} \quad (13)$$

where the last step holds for the single bit case, i.e.  $r_i \in \{\pm 1\}$ .

### A. EM-Based MAP Solution

In general, solving (13) is intractable, thus we resort to the popular Expectation Maximization (EM) algorithm as iterative procedure for solving the condition (9) in the following recursive way

$$\mathbb{E}_{\mathbf{x}, \mathbf{y} | \mathbf{r}, \boldsymbol{\theta}^l} \left[ \nabla_{\boldsymbol{\theta}} \ln p(\mathbf{r}, \mathbf{y}, \mathbf{x}, \boldsymbol{\theta}^{l+1}) \right] = 0. \quad (14)$$

Thus, at each iteration  $l$  the following two steps are performed:

E-step: Compute the expectation

$$\begin{aligned} g(\mathbf{r}, \boldsymbol{\theta}, \hat{\boldsymbol{\theta}}^l) &= \mathbb{E}_{\mathbf{x}, \mathbf{y} | \mathbf{r}, \hat{\boldsymbol{\theta}}^l} [\ln p(\mathbf{r}, \mathbf{y}, \mathbf{x}, \boldsymbol{\theta})] + \text{const} \\ &= \mathbb{E}_{\mathbf{x}, \mathbf{y} | \mathbf{r}, \hat{\boldsymbol{\theta}}^l} \left[ 2\mathbf{y}^T \mathbf{f}(\boldsymbol{\theta}, \mathbf{x}) + \|\mathbf{f}(\boldsymbol{\theta}, \mathbf{x})\|_2^2 \right] / (2\sigma_\eta^2) + \ln p_\theta(\boldsymbol{\theta}) \\ &= \mathbb{E}_{\mathbf{x} | \mathbf{r}, \hat{\boldsymbol{\theta}}^l} \left[ 2(f_i(\hat{\boldsymbol{\theta}}^l, \mathbf{x}) + \mathbb{E}[\eta | \mathbf{x}, \mathbf{r}, \hat{\boldsymbol{\theta}}^l])^T \mathbf{f}(\boldsymbol{\theta}, \mathbf{x}) - \|\mathbf{f}(\boldsymbol{\theta}, \mathbf{x})\|_2^2 \right] / (2\sigma_\eta^2) + \ln p_\theta(\boldsymbol{\theta}), \end{aligned} \quad (15)$$

where

$$\begin{aligned} \mathbb{E}[\eta_i | \mathbf{x}, \mathbf{r}, \hat{\boldsymbol{\theta}}^l] &= -\frac{\sigma_\eta}{\sqrt{2\pi}} \cdot \frac{e^{-\frac{(r_i^{\text{up}} - f_i(\mathbf{x}, \hat{\boldsymbol{\theta}}^l))^2}{2\sigma_\eta^2}} - e^{-\frac{(r_i^{\text{lo}} - f_i(\mathbf{x}, \hat{\boldsymbol{\theta}}^l))^2}{2\sigma_\eta^2}}}{\Phi\left(\frac{r_i^{\text{up}} - f_i(\mathbf{x}, \hat{\boldsymbol{\theta}}^l)}{\sigma_\eta}\right) - \Phi\left(\frac{r_i^{\text{lo}} - f_i(\mathbf{x}, \hat{\boldsymbol{\theta}}^l)}{\sigma_\eta}\right)} \\ &\stackrel{1\text{-bit}}{=} r_i \frac{\sigma_\eta}{\sqrt{2\pi}} \cdot \frac{e^{-\frac{f_i(\mathbf{x}, \hat{\boldsymbol{\theta}}^l)^2}{2\sigma_\eta^2}}}{\Phi\left(\frac{r_i f_i(\mathbf{x}, \hat{\boldsymbol{\theta}}^l)}{\sigma_\eta}\right)}. \end{aligned}$$

M-step: Solve the maximization

$$\hat{\boldsymbol{\theta}}^{l+1} = \underset{\boldsymbol{\theta}}{\text{argmax}} g(\mathbf{r}, \boldsymbol{\theta}, \hat{\boldsymbol{\theta}}^l). \quad (16)$$

In many cases, this maximization is much easier than (7), as we will see in the examples considered later.

### B. Standard Cramér-Rao Bound (CRB)

The standard CRB<sup>1</sup> is the lower bound on the estimation error for any unbiased estimator, that can be obtained from the Fisher information matrix  $\mathbf{J}(\boldsymbol{\theta})$  under certain conditions

$$\mathbb{E}[(\boldsymbol{\theta} - \hat{\boldsymbol{\theta}})(\boldsymbol{\theta} - \hat{\boldsymbol{\theta}})^T] \succeq (\mathbf{J}(\boldsymbol{\theta}))^{-1}. \quad (17)$$

Hereby, the Fisher information matrix reads as [6]

$$\begin{aligned} \mathbf{J} &= \mathbb{E}_{\mathbf{r} | \boldsymbol{\theta}} [\nabla_{\boldsymbol{\theta}} \mathcal{L}(\boldsymbol{\theta}) \nabla_{\boldsymbol{\theta}}^T \mathcal{L}(\boldsymbol{\theta})] \\ &= \mathbb{E}_{\mathbf{r} | \boldsymbol{\theta}} \left[ \mathbb{E}_{\mathbf{x} | \mathbf{r}, \boldsymbol{\theta}} [\nabla_{\boldsymbol{\theta}} \ln p(\mathbf{r}, \mathbf{x}, \boldsymbol{\theta})] \cdot \mathbb{E}_{\mathbf{x} | \mathbf{r}, \boldsymbol{\theta}} [\nabla_{\boldsymbol{\theta}}^T \ln p(\mathbf{r}, \mathbf{x}, \boldsymbol{\theta})] \right] \\ &= \sum_i \mathbb{E}_{\mathbf{r} | \boldsymbol{\theta}} \left[ \mathbb{E}_{\mathbf{x} | \mathbf{r}, \boldsymbol{\theta}} \left[ \frac{e^{-\frac{(r_i^{\text{up}} - f_i(\mathbf{x}, \boldsymbol{\theta}))^2}{2\sigma_\eta^2}} - e^{-\frac{(r_i^{\text{lo}} - f_i(\mathbf{x}, \boldsymbol{\theta}))^2}{2\sigma_\eta^2}}}{\Phi\left(\frac{r_i^{\text{up}} - f_i(\mathbf{x}, \boldsymbol{\theta})}{\sigma_\eta}\right) - \Phi\left(\frac{r_i^{\text{lo}} - f_i(\mathbf{x}, \boldsymbol{\theta})}{\sigma_\eta}\right)} \nabla_{\boldsymbol{\theta}}^T f_i(\mathbf{x}, \boldsymbol{\theta}) \right] \cdot \mathbb{E}_{\mathbf{x} | \mathbf{r}, \boldsymbol{\theta}} \left[ \frac{e^{-\frac{(r_i^{\text{up}} - f_i(\mathbf{x}, \boldsymbol{\theta}))^2}{2\sigma_\eta^2}} - e^{-\frac{(r_i^{\text{lo}} - f_i(\mathbf{x}, \boldsymbol{\theta}))^2}{2\sigma_\eta^2}}}{\Phi\left(\frac{r_i^{\text{up}} - f_i(\mathbf{x}, \boldsymbol{\theta})}{\sigma_\eta}\right) - \Phi\left(\frac{r_i^{\text{lo}} - f_i(\mathbf{x}, \boldsymbol{\theta})}{\sigma_\eta}\right)} \nabla_{\boldsymbol{\theta}}^T f_i(\mathbf{x}, \boldsymbol{\theta}) \right] \right] \frac{1}{2\pi\sigma_\eta^2}. \end{aligned} \quad (18)$$

<sup>1</sup> The standard CRB, in contrast to the Bayesian CRB, holds for a deterministic parameter, i.e. the prior  $p_\theta(\boldsymbol{\theta})$  is not taken into account.

In the pilot-based estimation case ( $\mathbf{x}$  is known), it simplifies to

$$\begin{aligned} \mathbf{J} &= \sum_{i, r_i} \frac{\left( e^{-\frac{(r_i^{\text{up}} - f_i(\mathbf{x}, \boldsymbol{\theta}))^2}{2\sigma_\eta^2}} - e^{-\frac{(r_i^{\text{lo}} - f_i(\mathbf{x}, \boldsymbol{\theta}))^2}{2\sigma_\eta^2}} \right)^2 \nabla_{\boldsymbol{\theta}} f_i(\mathbf{x}, \boldsymbol{\theta}) \nabla_{\boldsymbol{\theta}}^T f_i(\mathbf{x}, \boldsymbol{\theta})}{2\pi\sigma_\eta^2 \left( \Phi\left(\frac{r_i^{\text{up}} - f_i(\mathbf{x}, \boldsymbol{\theta})}{\sigma_\eta}\right) - \Phi\left(\frac{r_i^{\text{lo}} - f_i(\mathbf{x}, \boldsymbol{\theta})}{\sigma_\eta}\right) \right)} \\ &\stackrel{1\text{-bit}}{=} \sum_i \frac{e^{-\frac{f_i(\mathbf{x}, \boldsymbol{\theta})^2}{\sigma_\eta^2}} \nabla_{\boldsymbol{\theta}} f_i(\mathbf{x}, \boldsymbol{\theta}) \nabla_{\boldsymbol{\theta}}^T f_i(\mathbf{x}, \boldsymbol{\theta})}{2\pi\sigma_\eta^2 \Phi\left(\frac{f_i(\mathbf{x}, \boldsymbol{\theta})}{\sigma_\eta}\right) \Phi\left(-\frac{f_i(\mathbf{x}, \boldsymbol{\theta})}{\sigma_\eta}\right)}. \end{aligned} \quad (19)$$

Additionally, in the low SNR regime ( $\sigma_\eta \gg |f_i(\mathbf{x}, \boldsymbol{\theta})|$ ), (19) can be approximated by

$$\mathbf{J} \approx \frac{\rho_Q}{\sigma_\eta^2} \sum_i \nabla_{\boldsymbol{\theta}} f_i(\mathbf{x}, \boldsymbol{\theta}) \nabla_{\boldsymbol{\theta}}^T f_i(\mathbf{x}, \boldsymbol{\theta}), \quad (20)$$

where the factor

$$\rho_Q = \frac{1}{2\pi} \sum_r \frac{\left( e^{-\frac{(r^{\text{up}})^2}{2\sigma_\eta^2}} - e^{-\frac{(r^{\text{lo}})^2}{2\sigma_\eta^2}} \right)^2}{\Phi\left(\frac{r^{\text{up}}}{\sigma_\eta}\right) - \Phi\left(\frac{r^{\text{lo}}}{\sigma_\eta}\right)} \leq 1, \quad (21)$$

depends only on the quantizer characteristic (here assumed to be the same for all dimensions) and represents the information loss compared to the unquantized case at low SNR, in the pilot-based estimation case. For the single bit case, i.e.,  $(r^{\text{lo}}, r^{\text{up}}) \in \{(-\infty, 0), (0, \infty)\}$ , the Fisher information loss  $\rho_Q$  is equal to  $2/\pi$ , which coincides to the result found in [7], [8] in terms of the Shannon's mutual information of the channel. For the case that we use a uniform symmetric mid-riser type quantizer [9], the quantized receive alphabet is given by

$$r_i \in \left\{ \left(-\frac{2^b}{2} - \frac{1}{2} + k\right)\Delta; k = 1, \dots, 2^b \right\} = \mathcal{R}, \quad (22)$$

where  $\Delta$  is the quantizer step-size and  $b$  is the number of quantizer bits. Hereby the lower and upper quantization thresholds are

$$r_i^{\text{lo}} = \begin{cases} r_i - \frac{\Delta}{2} & \text{for } r_i \geq -\frac{\Delta}{2}(2^b - 2) \\ -\infty & \text{otherwise,} \end{cases}$$

and

$$r_i^{\text{up}} = \begin{cases} r_i + \frac{\Delta}{2} & \text{for } r_i \leq \frac{\Delta}{2}(2^b - 2) \\ +\infty & \text{otherwise.} \end{cases}$$

In order to optimize the Fisher information at low SNR (20) and get close to the full precision estimation performance, we need to maximize  $\rho_Q$  from (21) with respect to the quantizer characteristic. Table I shows the optimal (non-uniform) step size  $\Delta_{\text{opt}}$  (normalized by  $\sigma_\eta^2$ ) of the uniform quantizer described above, which maximizes  $\rho_Q$  for  $b \in \{1, 2, 3, 4\}$ . If we do not restrict the characteristic to be uniform, then we get the optimal quantization thresholds which maximize  $\rho_Q$  in Table II. We note that the obtained uniform/non-uniform quantizer optimized in terms of the estimation performance is not equivalent to the optimal quantizer, which we would get when minimizing the distortion, for a Gaussian input [9]. In addition, contrary to the quantization for minimum distortion the performance gap between the uniform and non-uniform quantization in our case is quite insignificant, as we can see from both tables.

Table I  
OPTIMAL UNIFORM QUANTIZER.

$b$	$\Delta_{\text{opt}}$	$\rho_Q$
1	-	$2/\pi$
2	0.704877	0.825763
3	0.484899	0.945807
4	0.294778	0.984735

Table II  
OPTIMAL NON-UNIFORM QUANTIZER.

$b$	Optimal thresholds	$\rho_Q$
1	0	$2/\pi$
2	$0; \pm 0.704877$	0.825763
3	$0; \pm 0.306654; \pm 0.895107; \pm 1.626803$	0.956911
4	$0; \pm 0.143878; \pm 0.4204768; \pm 0.708440; \pm 1.017896; \pm 1.364802; \pm 1.780058; \pm 2.346884$	0.989318

In the following, the theoretical findings will be applied to the channel estimation problem and for a GNSS problem with quantized observations.

#### IV. EXAMPLE 1: SISO CHANNEL ESTIMATION

We first review the simple problem of SISO channel estimation considered in [5].

##### A. Pilot-based single bit estimation (one-tap channel)

The SISO one-tap channel model is given by

$$r_i = \text{sign}(y_i) = \text{sign}(hx_i + \eta_i), \text{ for } i \in \{1, \dots, N\}, \quad (23)$$

where  $N$  is the pilot length and  $x_i \in \{-1, 1\}$  is the transmitted pilot sequence with normalized power. The channel coefficient  $h \in \mathbb{R}$  is here our unknown parameter, i.e.  $\theta = [h]$ .

It can be shown by solving the optimality condition (13) (with uniform prior  $p_\theta(\theta)$ ) that the ML-estimate of the scalar channel from the single bit outputs  $r_i$ , is given by [5]

$$\hat{h} = \sqrt{2\sigma_\eta^2} \text{erf}^{-1}\left(\frac{\mathbf{r}^T \mathbf{x}}{N}\right). \quad (24)$$

Besides, the Fisher information (19) becomes in this case

$$J(h) = \frac{Ne^{-\frac{h^2}{\sigma_\eta^2}}}{2\pi\sigma_\eta^2 \Phi\left(\frac{h}{\sigma_\eta}\right)\Phi\left(-\frac{h}{\sigma_\eta}\right)}. \quad (25)$$

This expression of the Fisher information is shown in Fig. 2 for  $N = 200$  as function of  $h^2/\sigma_\eta^2$ . In Fig. 3 the CRB, i.e.  $1/J$  and the relative exact *mean square error* (MSE) of the ML-estimate from  $N = 200$  observations, both normalized by  $h^2$ , are depicted as function of the SNR =  $h^2/\sigma_\eta^2$ . We interestingly observe that above a certain SNR, the estimation performance degrades, which means that noise may be favorable at a certain level, contrary to the unquantized channel. This phenomenon is known as stochastic resonance, which occurs when dealing with such nonlinearities. We can naturally seek the optimal SNR that maximizes the normalized Fisher information, i.e. minimizes  $\text{CRB}/h^2$ :

$$\left. \frac{h^2}{\sigma_\eta^2} \right|_{\text{opt}} = \underset{\gamma}{\text{argmax}} \frac{Ne^{-\gamma}}{2\pi\gamma\Phi(\sqrt{\gamma})\Phi(-\sqrt{\gamma})} = 2.4807 \equiv 3.9458\text{dB}. \quad (26)$$

This results obtained by numerical optimization of the Fisher information coincide with the results found in [5] through observations at asymptotically large  $N$ .

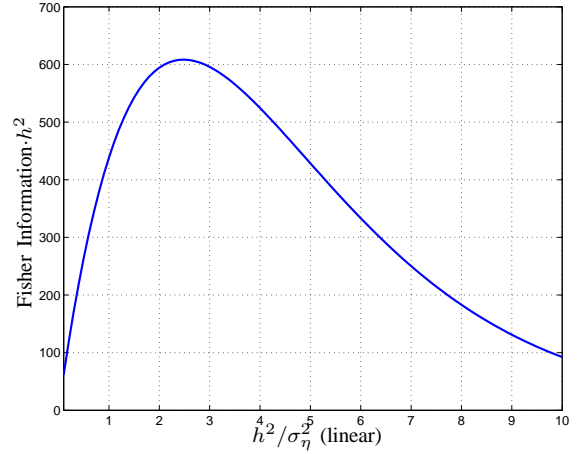


Fig. 2  
FISHER INFORMATION VS.  $\sigma_\eta^2$  FOR A SISO CHANNEL,  $b = 1$ ,  $N = 200$ .

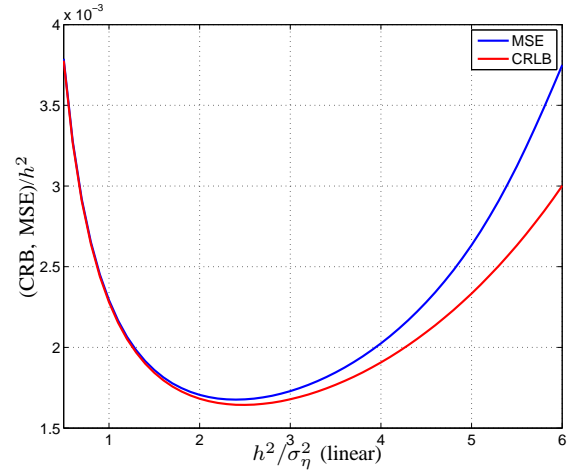


Fig. 3  
ESTIMATION ERROR VS.  $\sigma_\eta^2$  FOR A SISO CHANNEL,  $b = 1$ ,  $N = 200$ .

##### B. Pilot Based Estimation (two-tap channel)

Now let us consider a more general setting with a two-tap inter-symbol-interference (ISI) channel

$$r_i = \text{sign}(y_i) = \text{sign}(h_0x_i + h_1x_{i-1} + \eta_i), \text{ for } i \in \{1, \dots, N\}, \quad (27)$$

where  $h_0$  and  $h_1$  are the channel taps. Again we utilize a binary amplitude pilot sequence  $\mathbf{x} \in \{-1, 1\}^N$  and we try to find the the ML-estimate of the parameter vector  $\theta = [h_0, h_1]^T$  in closed form. Ignoring the first output  $r_1$ , the ML-condition

(13) turns to be  $(p_\theta(\boldsymbol{\theta}) = 1)$

$$\sum_{i=2}^N r_i x_i \frac{e^{-\frac{(h_0 x_i + h_1 x_{i-1})^2}{2\sigma_\eta^2}}}{\Phi\left(\frac{r_i(h_0 x_i + h_1 x_{i-1})}{\sigma_\eta}\right)} = 0, \quad (28)$$

$$\sum_{i=2}^N r_i x_{i-1} \frac{e^{-\frac{(h_0 x_i + h_1 x_{i-1})^2}{2\sigma_\eta^2}}}{\Phi\left(\frac{r_i(h_0 x_i + h_1 x_{i-1})}{\sigma_\eta}\right)} = 0.$$

Taking the sum and the difference of these equations delivers respectively

$$\sum_{i=2}^N r_i (x_i + x_{i-1}) \frac{e^{-\frac{(h_0 x_i + h_1 x_{i-1})^2}{2\sigma_\eta^2}}}{\Phi\left(\frac{r_i(h_0 x_i + h_1 x_{i-1})}{\sigma_\eta}\right)} = 0, \quad (29)$$

$$\sum_{i=2}^N r_i (x_i - x_{i-1}) \frac{e^{-\frac{(h_0 x_i + h_1 x_{i-1})^2}{2\sigma_\eta^2}}}{\Phi\left(\frac{r_i(h_0 x_i + h_1 x_{i-1})}{\sigma_\eta}\right)} = 0.$$

Next, we multiply the numerator and denominator of each equation by  $\Phi\left(-\frac{r_i(h_0 x_i + h_1 x_{i-1})}{\sigma_\eta}\right)$  to get

$$\sum_{i=2}^N r_i (x_i + x_{i-1}) \frac{\Phi(-r_i x_i \frac{h_0 + h_1}{\sigma_\eta})}{\Phi\left(\frac{h_0 + h_1}{\sigma_\eta}\right) \Phi\left(-\frac{h_0 + h_1}{\sigma_\eta}\right)} = 0, \quad (30)$$

$$\sum_{i=2}^N r_i (x_i - x_{i-1}) \frac{\Phi(-r_i x_i \frac{h_0 + h_1}{\sigma_\eta})}{\Phi\left(\frac{h_0 - h_1}{\sigma_\eta}\right) \Phi\left(-\frac{h_0 - h_1}{\sigma_\eta}\right)} = 0.$$

Then, using the fact that

$$2\Phi\left(-r_i x_i \frac{h_0 + h_1}{\sigma_\eta}\right) = 1 - r_i x_i \operatorname{erf}\left(\frac{h_0 + h_1}{\sqrt{2}\sigma_\eta}\right), \quad (31)$$

where  $\operatorname{erf}(\cdot)$  denotes the Gaussian error function, we get

$$\sum_{i=2}^N (x_i + x_{i-1}) r_i = (N - 1 + \sum_{i=2}^N x_i x_{i-1}) \operatorname{erf}\left(\frac{h_0 + h_1}{\sqrt{2}\sigma_\eta}\right),$$

$$\sum_{i=2}^N (x_i - x_{i-1}) r_i = (N - 1 - \sum_{i=2}^N x_i x_{i-1}) \operatorname{erf}\left(\frac{h_0 - h_1}{\sqrt{2}\sigma_\eta}\right). \quad (32)$$

Finally, solving the last equations with respect to  $h_0$  and  $h_1$ , we get the ML solution.

$$\hat{h}_0 = \sqrt{\frac{\sigma_\eta^2}{2}} \left( \operatorname{erf}^{-1} \left[ \frac{\sum_{i=2}^N (x_i + x_{i-1}) r_i}{N + \sum_{i=2}^N x_i x_{i-1}} \right] + \operatorname{erf}^{-1} \left[ \frac{\sum_{i=2}^N (x_i - x_{i-1}) r_i}{N + \sum_{i=2}^N x_i x_{i-1}} \right] \right),$$

$$\hat{h}_1 = \sqrt{\frac{\sigma_\eta^2}{2}} \left( \operatorname{erf}^{-1} \left[ \frac{\sum_{i=2}^N (x_i + x_{i-1}) r_i}{N + \sum_{i=2}^N x_i x_{i-1}} \right] + \operatorname{erf}^{-1} \left[ \frac{\sum_{i=2}^N (x_{i-1} - x_i) r_i}{N + \sum_{i=2}^N x_i x_{i-1}} \right] \right).$$

The solution consists in quite simple computations (apart of the final application of  $\operatorname{erf}^{-1}$ ) since we only have to do with binary data ( $r_i, x_i \in \{\pm 1\}$ ).

### C. Non-Pilot Aided (Blind) Estimation

Suppose now that a unknown binary symbol sequence  $x_i \in \{+1, -1\}$  is transmitted over an additive white Gaussian noise (AWGN) channel with an unknown real gain  $h$ . The analog channel output is

$$y_i = h \cdot x_i + \eta, \quad (33)$$

where the variance of the noise  $\eta$ ,  $\sigma_\eta^2$ , is also unknown. Additionally, the receiver is unaware of the transmitted symbols  $x_i$ . Based on  $N$  quantized observations  $r_i = Q(y_i)$ , we wish to estimate the parameter vector  $\boldsymbol{\theta} = [h, \sigma_\eta]^T$ . We note an inherent ambiguity in the problem: the sign of the gain  $h$  and the sign of  $x_i$  cannot be determined individually. We also note that at least 2 bits are needed in this case, because a single bit output does not contain any information about  $h$ . Since the ML problem is intractable in closed form, we resort to the EM approach. The EM-update for  $h$  can be obtained from the general expressions in (15) and (16) as

$$\hat{h}^{l+1} = \frac{1}{N} \sum_{i, x \in \{+1, -1\}} \hat{h}^l \frac{\Phi\left(\frac{r_i^{\text{up}} - x \hat{h}^l}{\hat{\sigma}_\eta^l}\right) - \Phi\left(\frac{r_i^{\text{lo}} - x \hat{h}^l}{\hat{\sigma}_\eta^l}\right)}{\Phi\left(\frac{r_i^{\text{up}} - \hat{h}^l}{\hat{\sigma}_\eta^l}\right) - \Phi\left(\frac{r_i^{\text{lo}} - \hat{h}^l}{\hat{\sigma}_\eta^l}\right) + \Phi\left(\frac{r_i^{\text{up}} + \hat{h}^l}{\hat{\sigma}_\eta^l}\right) - \Phi\left(\frac{r_i^{\text{lo}} + \hat{h}^l}{\hat{\sigma}_\eta^l}\right)} - \frac{x \hat{\sigma}_\eta^l}{\sqrt{2\pi}} \frac{e^{-\frac{(r_i^{\text{up}} - x \hat{h}^l)^2}{2\hat{\sigma}_\eta^{l,2}}} - e^{-\frac{(r_i^{\text{lo}} - x \hat{h}^l)^2}{2\hat{\sigma}_\eta^{l,2}}}}{e^{-\frac{(r_i^{\text{up}} - \hat{h}^l)^2}{2\hat{\sigma}_\eta^{l,2}}} - e^{-\frac{(r_i^{\text{lo}} - \hat{h}^l)^2}{2\hat{\sigma}_\eta^{l,2}}} - e^{-\frac{(r_i^{\text{up}} + \hat{h}^l)^2}{2\hat{\sigma}_\eta^{l,2}}} + e^{-\frac{(r_i^{\text{lo}} + \hat{h}^l)^2}{2\hat{\sigma}_\eta^{l,2}}}}$$

$$= \hat{h}^l - \frac{\hat{\sigma}_\eta^l}{\sqrt{2\pi}} \frac{1}{N} \sum_i \frac{e^{-\frac{(r_i^{\text{up}} - \hat{h}^l)^2}{2\hat{\sigma}_\eta^{l,2}}} - e^{-\frac{(r_i^{\text{lo}} - \hat{h}^l)^2}{2\hat{\sigma}_\eta^{l,2}}} - e^{-\frac{(r_i^{\text{up}} + \hat{h}^l)^2}{2\hat{\sigma}_\eta^{l,2}}} + e^{-\frac{(r_i^{\text{lo}} + \hat{h}^l)^2}{2\hat{\sigma}_\eta^{l,2}}}}{\Phi\left(\frac{r_i^{\text{up}} - \hat{h}^l}{\hat{\sigma}_\eta^l}\right) - \Phi\left(\frac{r_i^{\text{lo}} - \hat{h}^l}{\hat{\sigma}_\eta^l}\right) + \Phi\left(\frac{r_i^{\text{up}} + \hat{h}^l}{\hat{\sigma}_\eta^l}\right) - \Phi\left(\frac{r_i^{\text{lo}} + \hat{h}^l}{\hat{\sigma}_\eta^l}\right)}, \quad (34)$$

while the update for the noise variance follows from the expectation

$$\hat{\sigma}_\eta^{l+1,2} = \frac{1}{N} \sum_i \mathbb{E}_{\mathbf{x}, \eta_i | r_i, h^l, \hat{\sigma}_\eta^{l,2}} [\eta_i^2] = \hat{\sigma}_\eta^{l,2} - \frac{\sqrt{2}\hat{\sigma}_\eta^l}{N\sqrt{\pi}} \sum_i \left[ \frac{(r_i^{\text{up}} - \hat{h}^l) e^{-\frac{(r_i^{\text{up}} - \hat{h}^l)^2}{2\hat{\sigma}_\eta^{l,2}}} - (r_i^{\text{lo}} - \hat{h}^l) e^{-\frac{(r_i^{\text{lo}} - \hat{h}^l)^2}{2\hat{\sigma}_\eta^{l,2}}}}{\Phi\left(\frac{r_i^{\text{up}} - \hat{h}^l}{\hat{\sigma}_\eta^l}\right) - \Phi\left(\frac{r_i^{\text{lo}} - \hat{h}^l}{\hat{\sigma}_\eta^l}\right) + \Phi\left(\frac{r_i^{\text{up}} + \hat{h}^l}{\hat{\sigma}_\eta^l}\right) - \Phi\left(\frac{r_i^{\text{lo}} + \hat{h}^l}{\hat{\sigma}_\eta^l}\right)} + \frac{(r_i^{\text{up}} + \hat{h}^l) e^{-\frac{(r_i^{\text{up}} + \hat{h}^l)^2}{2\hat{\sigma}_\eta^{l,2}}} - (r_i^{\text{lo}} + \hat{h}^l) e^{-\frac{(r_i^{\text{lo}} + \hat{h}^l)^2}{2\hat{\sigma}_\eta^{l,2}}}}{\Phi\left(\frac{r_i^{\text{up}} - \hat{h}^l}{\hat{\sigma}_\eta^l}\right) - \Phi\left(\frac{r_i^{\text{lo}} - \hat{h}^l}{\hat{\sigma}_\eta^l}\right) + \Phi\left(\frac{r_i^{\text{up}} + \hat{h}^l}{\hat{\sigma}_\eta^l}\right) - \Phi\left(\frac{r_i^{\text{lo}} + \hat{h}^l}{\hat{\sigma}_\eta^l}\right)} \right], \quad (35)$$

where we used the conditional distribution

$$p(\eta_i | r_i, \hat{\sigma}_\eta^l, \hat{h}^l) = \frac{\mathbb{I}_D(r_i)(\eta_i + \hat{h}^l) \frac{e^{-\frac{\eta_i^2}{2\hat{\sigma}_\eta^{l,2}}}}{\sqrt{2\pi\hat{\sigma}_\eta^{l,2}}} + \mathbb{I}_D(r_i)(\eta_i - \hat{h}^l) \frac{e^{-\frac{\eta_i^2}{2\hat{\sigma}_\eta^{l,2}}}}{\sqrt{2\pi\hat{\sigma}_\eta^{l,2}}}}{\Phi\left(\frac{r_i^{\text{up}} - \hat{h}^l}{\hat{\sigma}_\eta^l}\right) - \Phi\left(\frac{r_i^{\text{lo}} - \hat{h}^l}{\hat{\sigma}_\eta^l}\right) + \Phi\left(\frac{r_i^{\text{up}} + \hat{h}^l}{\hat{\sigma}_\eta^l}\right) - \Phi\left(\frac{r_i^{\text{lo}} + \hat{h}^l}{\hat{\sigma}_\eta^l}\right)} \quad (36)$$

The Cramér-Rao Bound that can be easily obtained from the likelihood function

$$\mathcal{L}(h, \sigma_\eta) = \ln \left( \Phi\left(\frac{r_i^{\text{up}} - h}{\sigma_\eta}\right) - \Phi\left(\frac{r_i^{\text{lo}} - h}{\sigma_\eta}\right) + \Phi\left(\frac{r_i^{\text{up}} + h}{\sigma_\eta}\right) - \Phi\left(\frac{r_i^{\text{lo}} + h}{\sigma_\eta}\right) \right), \quad (37)$$

as well as the MSE of the estimates  $\hat{h}$  and  $\hat{\sigma}_\eta$  found by Monte Carlo simulation, both normalized by  $h^2$ , is depicted in Fig. 4 as function of  $h^2/\sigma_\eta^2$ , where the pilot length is  $N = 100$  and the quantizer resolution is  $b = 3$ . Clearly the MSE of the estimate  $\hat{\sigma}_\eta$  also exhibits the non-monotonic behavior mentioned before with respect to the SNR.

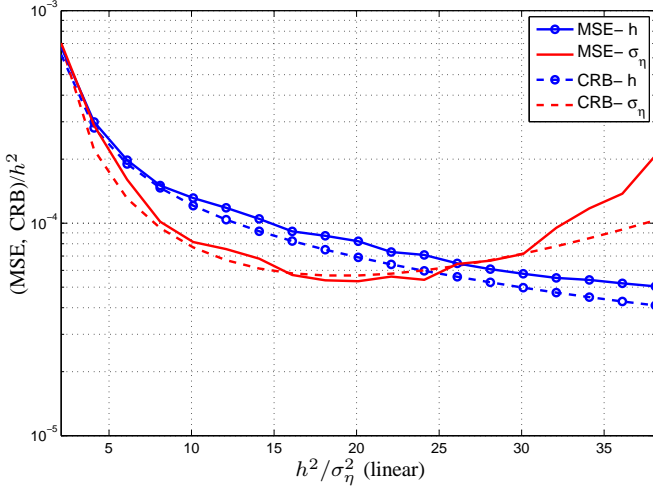


Fig. 4

MSE AND CRB OF THE BLIND ESTIMATES OF  $h$  AND  $\sigma_\eta$  VS.  $h^2/\sigma_\eta^2$  FOR A SISO CHANNEL,  $b = 3$ ,  $N = 1000$ .

## V. EXAMPLE 2: PILOT-BASED MIMO CHANNEL ESTIMATION

Now, we consider the MIMO case. We begin first with the problem of estimating a  $2 \times 2$  MIMO channel from single bit outputs, since it can be also solved in a closed form, as shown later on.

### A. Single bit estimation of a $2 \times 2$ MIMO Channel

As example, let us consider a pilot-based estimation of a real valued  $2 \times 2$  channel matrix assuming a single-bit quantizer

$$\mathbf{r}_i = \text{sign}(h_{i1}\mathbf{x}_1 + h_{i2}\mathbf{x}_2 + \boldsymbol{\eta}_i), \quad (38)$$

where  $\mathbf{x}_1, \mathbf{x}_2 \in \{-1, 1\}^N$  are the pilot vectors transmitted at each Tx antenna, while  $\mathbf{r}_1, \mathbf{r}_2 \in \{-1, 1\}^N$  are the received vectors at each Rx antenna. The maximum likelihood (ML) channel estimate  $\hat{\boldsymbol{\theta}} = [\hat{h}_{11}, \hat{h}_{12}, \hat{h}_1, \hat{h}_{11}]^T$  can be found by solving (13) in closed form, similarly to the 2-tap SISO channel (see Subsection IV-B), as

$$\hat{h}_{ij} = \sqrt{\frac{\sigma_\eta^2}{2}} \left( \text{erf}^{-1} \left[ \frac{(\mathbf{x}_1 + \mathbf{x}_2)^T \mathbf{r}_i}{N + \mathbf{x}_1^T \mathbf{x}_2} \right] + \text{erf}^{-1} \left[ \frac{(\mathbf{x}_j - \mathbf{x}_j)^T \mathbf{r}_i}{N - \mathbf{x}_1^T \mathbf{x}_2} \right] \right), \quad (39)$$

with  $i, j \in \{1, 2\}$ ,  $\bar{j} = 3 - j$  and  $\text{erf}^{-1}$  the inverse function of the error function. We can see that the HW implementation of the estimation task is still considerably simple, since only shift registers, counters and a look-up table for  $\text{erf}^{-1}$  would be necessary. Fig. 5 shows the Monte Carlo simulation and the CRB of the estimation error  $\sum_{i,j} E[(h_{ij} - \hat{h}_{ij})^2]$  for a given  $2 \times 2$  channel as function of the noise variance  $\sigma_\eta^2$ . Thereby, the Fisher information matrix can be obtained from (19) as

$$\mathbf{J} = \frac{(N + \mathbf{x}_1^T \mathbf{x}_2) e^{-\frac{(h_1+h_2)^2}{\sigma_\eta^2}}}{4\pi\sigma_\eta^2 \Phi\left(\frac{h_1+h_2}{\sigma_\eta}\right) \Phi\left(-\frac{h_1+h_2}{\sigma_\eta}\right)} \begin{bmatrix} 1 & 1 \\ 1 & 1 \end{bmatrix} + \frac{(N - \mathbf{x}_1^T \mathbf{x}_2) e^{-\frac{(h_1-h_2)^2}{\sigma_\eta^2}}}{4\pi\sigma_\eta^2 \Phi\left(\frac{h_1-h_2}{\sigma_\eta}\right) \Phi\left(-\frac{h_1-h_2}{\sigma_\eta}\right)} \begin{bmatrix} 1 & -1 \\ -1 & 1 \end{bmatrix}. \quad (40)$$

As example, we took the specific channel matrix

$$\mathbf{H} = \begin{bmatrix} 2 & 1.5 \\ 0.5 & -1 \end{bmatrix}. \quad (41)$$

Fig. 5 shows also the MSE when using the analog (unquantized) output, which is exactly

$$\text{MSE}|_{b \rightarrow \infty} = \sigma_\eta^2 \text{tr} \left( ([\mathbf{x}_1, \mathbf{x}_2]^T [\mathbf{x}_1, \mathbf{x}_2])^{-1} \right). \quad (42)$$

Clearly, the estimation error under quantization does not increase monotonically with higher  $\sigma_\eta^2$ , as we know already from the SISO case.

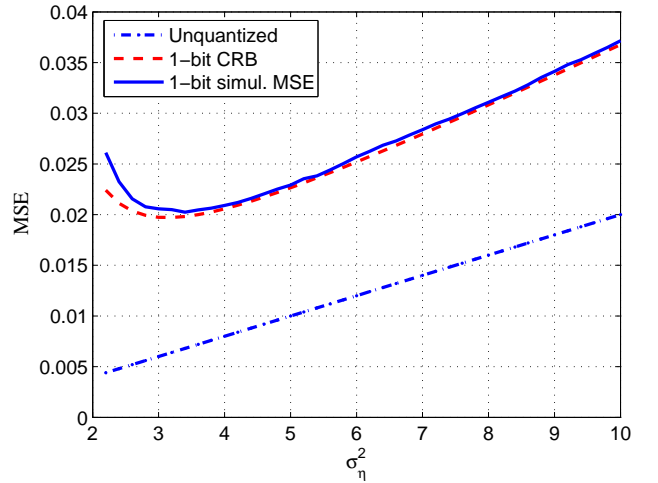


Fig. 5

ESTIMATION ERROR VS.  $\sigma_\eta^2$  FOR A  $2 \times 2$  REAL VALUED CHANNEL,  $b = 1$ ,  $N = 200$ .

### B. Pilot-based MIMO channel estimation of arbitrary size

Let us consider now a more general setting of a quantized linear MIMO system

$$\mathbf{y} = \text{vec}[\mathbf{H}\mathbf{X}^T] + \boldsymbol{\eta}, \quad (43)$$

and

$$\mathbf{r} = Q(\mathbf{y}), \quad (44)$$

with a channel matrix  $\mathbf{H} \in \mathbb{R}^{L \times M}$  and  $\mathbf{X}' \in \mathbb{R}^{M \times N}$  contains  $N$  pilot-vectors of dimension  $M$ . Hereby, we stack the unquantized, quantized and the noise signals into the vectors  $\mathbf{y}$ ,  $\mathbf{r}$  and  $\boldsymbol{\eta}$ , respectively. Our unknown parameter vector is therefore  $\boldsymbol{\theta} = \mathbf{h} = \text{vec}[\mathbf{H}]$  and we have the system function

$$\mathbf{f}(\mathbf{h}, \mathbf{X}) = \mathbf{X}\mathbf{h}, \quad (45)$$

where the new matrix  $\mathbf{X} \in \mathbb{R}^{M \cdot N \times M \cdot L}$  contains again the pilot-vectors in a proper way. Furthermore we assume, contrary to the previous cases, that a priori distribution  $p(\mathbf{h})$  is given according to  $\mathbf{h} \sim \mathcal{N}(\mathbf{0}, \mathbf{R}_h)$ . With this definition the EM-iteration (15) and (16) reads in this case as

E-step: Compute for  $i = 1, \dots, N$

$$b_i^l = -\frac{\sigma_\eta}{\sqrt{2\pi}} \cdot \frac{e^{-\frac{(r_i^{\text{up}} - [\mathbf{X}\hat{\mathbf{h}}^l]_i)^2}{2\sigma_\eta^2}} - e^{-\frac{(r_i^{\text{lo}} - [\mathbf{X}\hat{\mathbf{h}}^l]_i)^2}{2\sigma_\eta^2}}}{\Phi\left(\frac{r_i^{\text{up}} - [\mathbf{X}\hat{\mathbf{h}}^l]_i}{\sigma_\eta}\right) - \Phi\left(\frac{r_i^{\text{lo}} - [\mathbf{X}\hat{\mathbf{h}}^l]_i}{\sigma_\eta}\right)} \quad (46)$$

M-step:

$$\hat{\mathbf{h}}^{l+1} = (\mathbf{X}^T \mathbf{X} + \sigma_\eta^2 \mathbf{R}_h^{-1})^{-1} \cdot \mathbf{X}^T (\mathbf{X}\hat{\mathbf{h}}^l + \mathbf{b}^l). \quad (47)$$

Let us at this point validate the convergence of the EM-algorithm to a unique optimum solution. For this, we write the log-likelihood function explicitly

$$\mathcal{L}(\boldsymbol{\theta}) = \sum_i \ln \left( \Phi\left(\frac{r_i^{\text{up}} - \mathbf{x}_i^T \mathbf{h}}{\sigma_\eta}\right) - \Phi\left(\frac{r_i^{\text{lo}} - \mathbf{x}_i^T \mathbf{h}}{\sigma_\eta}\right) \right) - \mathbf{h}^T \mathbf{R}^{-1} \mathbf{h}. \quad (48)$$

This log-likelihood function is a smooth convex function with respect to  $\boldsymbol{\theta}$ . This follows from the log-concavity of

$$\Phi(b - z) - \Phi(a - z), \quad (49)$$

$b > a$ , with respect to  $z$ , since it is obtained from the convolution of the Gaussian density and a normalized boxcar function localized between  $a$  and  $b$ , which are both log-concave [10]. Therefore, the stationary point of the EM-iteration fulfilling the condition (13) is the unique optimal solution.

Fig. 6 illustrate the average MSE defined by

$$\text{MSE} = \mathbb{E} \left[ \left\| \mathbf{h} - \hat{\mathbf{h}} \right\|_2^2 \right], \quad (50)$$

under different bit resolution for a  $4 \times 4$  MIMO channel with i.i.d. unit variance entries. Hereby, we chose an orthogonal pilot sequence, i.e.  $\mathbf{X}^T \mathbf{X} = \mathbf{R}_h = \mathbf{I}_{16}$  with  $x_{i,j} \in \{-1, +1\}$ . The estimation error in the unquantized case, which is given by

$$\text{MSE}_{b \rightarrow \infty} = \sigma_\eta^2 \text{tr} \left( (\mathbf{X}^T \mathbf{X} + \sigma_\eta^2 \mathbf{R}_h^{-1})^{-1} \right) \quad (51)$$

is also shown for comparison. Obviously, at medium and low SNR, the coarse quantized does not affect the estimation performance considerably.

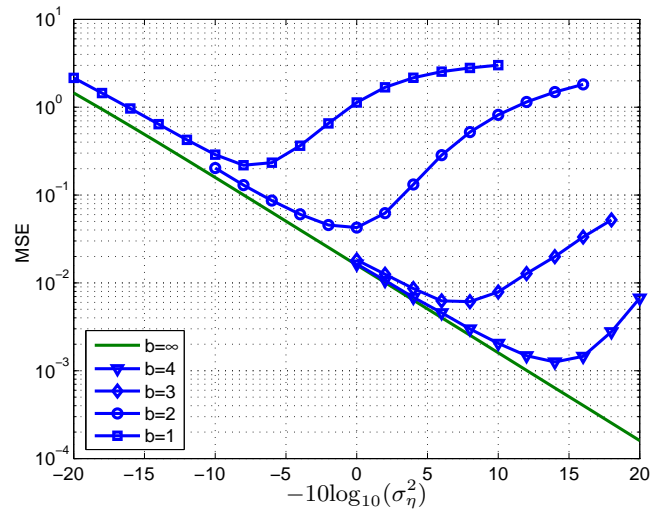


Fig. 6

ESTIMATION ERROR VS.  $\sigma_\eta^2$  FOR A REAL VALUED  $4 \times 4$  MIMO CHANNEL,  $b = 1$ ,  $N = 1000$ ,  $\mathbf{R}_h = \mathbf{I}_{16}$ ,  $x_{i,j} \in \{-1, +1\}$ .

## VI. EXAMPLE 3: QUANTIZATION OF GNSS SIGNALS

The quality of the data provided by a GNSS receiver depends largely on the synchronization error with the signal transmitted by the GNSS satellite (navigation signal), that is, on the accuracy in the propagation time-delay estimation of the direct signal (line-of-sight signal, LOSS). In the following we will study the effect of quantization in terms of simulations and the CRB as derived in Section III-B. We assumed an optimal uniform quantizer as given in Table I. We will first assess the accuracy of a standard one-antenna GNSS receiver in case no multipath is present. Secondly, we will assess the behavior of array synchronization signal processing in a multipath scenario applying the innovative derivation of the EM algorithm as shown in Section III-A. This assessment is based on the work presented in [11]. In the following we assume a GPS C/A code signal with a chip duration  $T_c = 977.52$  ns, a code length of 1 ms and a bandwidth of  $B = 1.023$  MHz. The received signal is sampled with the sampling frequency  $f_s = 2B$ . We only use one code period as an observation time where the channel is assumed constant during this observation time.

The synchronization of a navigation signal is usually performed by a Delay Lock Loop (DLL), which in case no multipath signals are present, efficiently implements a maximum likelihood estimator (MLE) for the time-delay of the LOSS  $\tau_1$ . In Fig. 7, the lower bound of the RMSE of  $\tau_1$ , for different the number of bits, is given in terms of the  $\sqrt{\text{CRB}(\hat{\tau}_1)}$  in meters where  $c_0$  denotes the speed of light. A nominal SNR for a GPS C/A signal is approximately  $-20$  dB. In Fig. 7 one can observe that the  $\sqrt{\text{CRB}(\hat{\tau}_1)}$  does not significantly decrease further for more than 3 bits, thus a rather simple hardware implementation is sufficient for such a GNSS receiver.

Now, we assess the EM algorithm as derived in Section III-A with  $p_\theta(\boldsymbol{\theta})$  being a uniform distribution, hence considering a ML estimator. We consider a two path scenario where

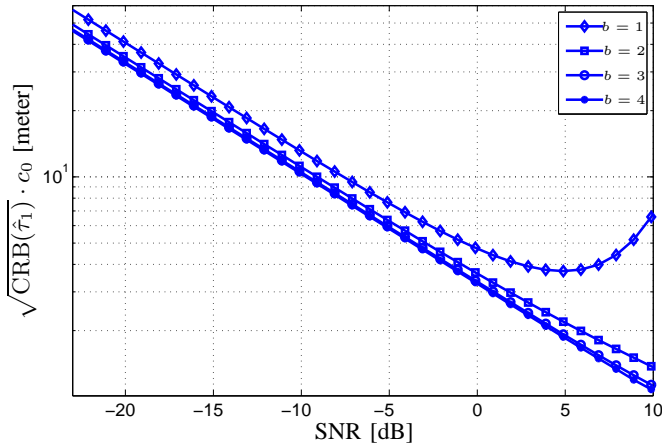


Fig. 7

RMSE OF  $\hat{\tau} \cdot c_0$  VS. BIT RESOLUTION AND SNR WITH ONE ANTENNA  
 $f_s = 2.046\text{MHz}$ . ONE CODE PERIOD IS USED FOR ESTIMATION.

the LOSS and one reflective multipath signal are received by an uniform linear antenna array (ULA) with  $M = 8$  isotropic sensor elements. We define

$$\theta = [\text{Re}\{\gamma\}^T, \text{Im}\{\gamma\}^T, \tau^T, \nu^T, \phi^T]^T, \quad (52)$$

with the vector of complex amplitudes  $\gamma = [\gamma_1, \gamma_2]^T$ , the vector of azimuth angles  $\phi = [\phi_1, \phi_2]^T$ , the vector of time-delays  $\tau = [\tau_1, \tau_2]^T$ , and the vector of Doppler frequencies  $\nu = [\nu_1, \nu_2]^T$ . The parameters with the subscript 1 refer to the LOSS and parameters with the subscript 2 refer to the reflection. The reflected multipath and the LOSS are considered to be in-phase, which means  $\arg(\gamma_1) = \arg(\gamma_2)$ , and the signal-to-multipath ratio (SMR) is 5dB. Signal-to-noise ratio (SNR) denotes the LOSS-to-noise ratio and we assume  $\text{SNR} = -22.8\text{dB}$ . The DOAs for the LOSS and the multipath are  $\phi_1 = -30^\circ$  and  $\phi_2 = 62^\circ$  respectively. Further, we define the relative time-delay between the LOSS and the multipath as  $\Delta\tau = |\tau_1 - \tau_2| = 0.3T_c$  and relative Doppler  $\Delta\nu = |\nu_1 - \nu_2| = 0\text{Hz}$ . In Fig. 8 the RMSE of  $\hat{\tau}_1$  and  $\hat{\tau}_2$  vs. the bit resolution is depicted. In Fig. 9 the RMSE of  $\hat{\phi}_1$  and  $\hat{\phi}_2$  vs. the bit resolution is shown. Based on the results presented in Fig. 8 and Fig. 9 one can derive the important statement that 4 bits seem to be sufficient for high-resolution estimates with respect to the considered channel conditions.

## VII. CONCLUSION

A general EM-based approach for optimal parameter estimation based on quantized channel outputs has been presented. It has been applied in channel estimation and for GNSS. Besides, the performance limit given by the Cramér-Rao Bound (CRB) has been discussed as well as the effects of quantization and the optimal choice of the ADC characteristic. It turns out that the gap to the ideal (infinite precision) case in terms of estimation performance is relatively small especially at low SNR. This holds independently of whether the quantizer is uniform or not. Additionally, we observed that the additive noise might, at certain level, be favorable when operating

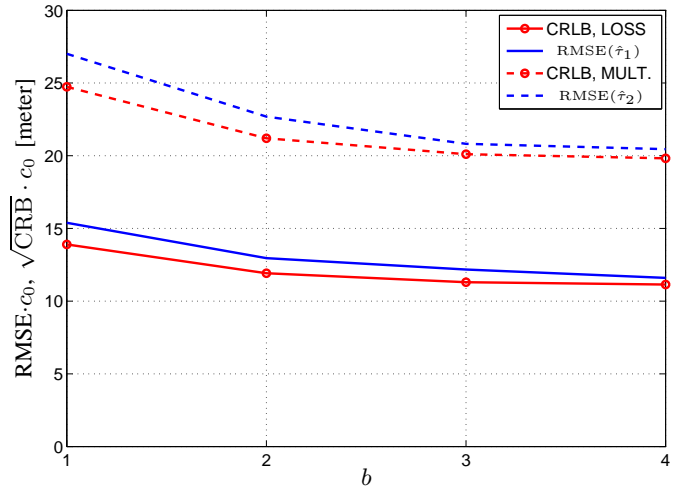


Fig. 8

RMSE OF  $\hat{\tau}_1 \cdot c_0$  AND  $\hat{\tau}_2 \cdot c_0$  (IN METER) VS. BIT RESOLUTION FOR  
 $M = 8$ ,  $\phi_1 = -30^\circ$ ,  $\phi_2 = 62^\circ$ ,  $\Delta\tau = 0.3T_c$ ,  $\text{SNR} = -22.8\text{dB}$ ,  
 $\text{SMR} = 5\text{dB}$ ,  $\Delta\nu = 0\text{Hz}$ . ONE CODE PERIOD IS USED FOR ESTIMATION.

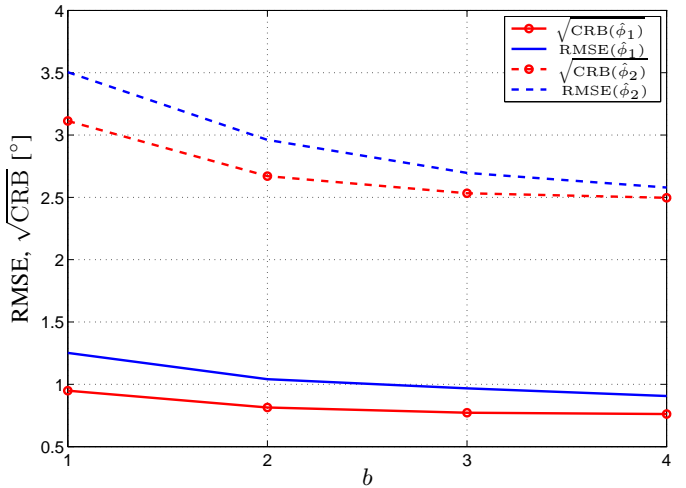


Fig. 9

RMSE OF  $\hat{\phi}_1$  AND  $\hat{\phi}_2$  (IN DEGREE) VS. BIT RESOLUTION FOR  $M = 8$ ,  
 $\phi_1 = -30^\circ$ ,  $\phi_2 = 62^\circ$ ,  $\Delta\tau = 0.3T_c$ ,  $\text{SNR} = -22.8\text{dB}$ ,  $\text{SMR} = 5\text{dB}$ ,  
 $\Delta\nu = 0\text{Hz}$ . ONE CODE PERIOD IS USED FOR ESTIMATION.

on quantized data, since the MSE curves that we obtained were not monotonic with the SNR. This is an interesting phenomenon that could be investigated in future works.

## REFERENCES

- [1] R. Schreier and G. C. Temes, "Understanding Delta-Sigma Data Converters," *IEEE Computer Society Press*, 2004.
- [2] D. D. Wentzloff, R. Blázquez, F. S. Lee, B. P. Ginsburg, J. Powell, and A. P. Chandrakasan, "System design considerations for ultra-wideband communication," *IEEE Commun. Mag.*, vol. 43, no. 8, pp. 114–121, Aug. 2005.
- [3] R. Curry, *Estimation and Control with Quantized Measurements*, M.I.T Press, 1970.
- [4] T. M. Lok and V. K. W. Wei, "Channel Estimation with Quantized Observations," in *IEEE International Symposium on Information Theory*, Cambridge, MA, U.S.A., August 1998, p. 333.



- [5] M. T. Ivrlač and J. A. Nossek, "On Channel Estimation in Quantized MIMO Systems," *In Proc. ITG/IEEE WSA, Vienna, Austria*, Feb. 2007.
- [6] A. Papoulis, *Probability, random variables, and stochastic processes*, McGraw-Hill, fourth edition, 2002.
- [7] A. Mezghani and J. A. Nossek, "On Ultra-Wideband MIMO Systems with 1-bit Quantized Outputs: Performance Analysis and Input Optimization," *IEEE International Symposium on Information Theory (ISIT)*, Nice, France, June 2007.
- [8] A. Mezghani and J. A. Nossek, "Analysis of 1-bit Output Noncoherent Fading Channels in the Low SNR Regime," *IEEE International Symposium on Information Theory (ISIT)*, Seoul, Korea, June 2009.
- [9] J. G. Proakis, *Digital Communications*, McGraw Hill, New York, third edition, 1995.
- [10] S. Boyd and L. Vandenberghe, *Convex Optimization*, Cambridge University Press, 2004, first edition, 2004.
- [11] F. Antreich, J. A. Nossek, G. Seco, and A. L. Swindlehurst, "Time delay estimation applying the Extended Invariance Principle with a polynomial rooting approach," in *Proceedings of the International ITG/IEEE Workshop on Smart Antennas WSA*, Berlin, Germany, February 2009.