

Macroscopic Model of Geomagnetic-Radiation from Air Showers II.

Olaf Scholten^a, Krijn D. de Vries^a, Klaus Werner^b

^a*Kernfysisch Versneller Instituut, University of Groningen, 9747 AA, Groningen, The Netherlands*

^b*SUBATECH, University of Nantes – IN2P3/CNRS– EMN, Nantes, France*

Abstract

The generic properties of the emission of coherent radiation from a moving charge distribution are discussed. The general structure of the charge and current distributions in an extensive air shower are derived. These are subsequently used to develop a very intuitive picture for the properties of the emitted radio pulse. Using this picture can be seen that the structure of the pulse is a direct reflection of the shower profile. At higher frequencies the emission is suppressed because the wavelength is shorter than the important length scale in the shower. It is shown that radio emission can be used to distinguish proton and iron induced air showers.

Keywords: Radio detection, Air showers, Cosmic rays, Geo-magnetic, Coherent radio emission

PACS: 95.30.Gv, 95.55.Vj, 95.85.Ry, 96.50.S-

1. Introduction

In recent years the field of radio detection of cosmic ray air showers has reached a mature stage which is shown by the many contributions to this meeting on the topic of radio emission. Consensus is approaching on the theoretical description [1] of the emission process and a detailed quantitative understanding of the experimental results [2, 3] is close although some challenges remain [4]. Installation is in progress of extensive arrays of radio detectors at the Pierre Auger Observatory [5], at LOFAR [6], and at the South pole [7]. In this work the importance of coherent radio emission from air showers will be stressed where the most important emission mechanisms were already investigated in the earliest works on this subject [8, 9, 10, 11], namely Cherenkov and geo-magnetic radiation. A complete historical review is given in Ref. [12].

Coherent emission occurs when the emitting charges are confined to distances Λ which are smaller than the wavelength λ . Since the source is ‘viewed’ with a resolution of the wavelength, a fine sub-structure in the source will not affect the emission process. At a much shorter wavelength, $\lambda \ll \Lambda$, the different parts of the fine structure in the charge distribution will contribute to the emission process with varying phases which as often result in constructive as in destructive interference with as result that the net emission probability is strongly suppressed. In an EAS initiated by a cosmic ray of 10^{18} eV the number of charged particles at the shower maximum is of the order of $N = 10^6$ and coherent radiation, where the intensity is proportional to N^2 , is far more intense than incoherent radiation where the intensity is proportional to N . Only at high frequencies, where the coherent process is suppressed because the wave length is much smaller than the relevant size of the emitting charge distribution, the incoherent process can contribute.

For coherent emission thus only the macroscopic structures in the EAS contribute.

At high frequency the coherence condition $\Lambda < \lambda$ will no longer be satisfied implying a cut-off of the coherent response. Some of the length scales that are important for EAS emission [13] are i) the pancake thickness; ii) the length of the EAS projected along the line of sight; iii) the lateral distribution of the charges in the EAS. The high-frequency cut-off is reflected in the time between the start and the zero crossing of the pulse. The important aspect of the macroscopic model is that it clearly shows which are the important lengths that determine the emission process.

Model independent conclusions can also be drawn at large wave-length since the intensity of the emitted radiation of a system of charges decreases linearly with increasing wave-length when considerably larger than the size of the emitting body. An EAS, independent how enormous the event may be, always exists for a limited time and occurs in a limited part of the atmosphere and currents are confined to a limited region of space-time. As a consequence the intensity of the emitted radio waves should vanish linearly in the limit of infinite wave length or zero frequency. The time integral of the emitted pulse should vanish implying equally large positive and negative amplitudes. The simplest structure of a pulse is thus bi-polar and unipolar pulses are unphysical [13].

For a correct description it is important to have a consistent description of the charges and their motion. Consistent in this respect means that all charges are accounted for and thus charge conservation holds. Charges may move and be suddenly accelerated (through a collision) but no net charge can be created. For example, if an electron is accelerated in a Compton scattering process, a positively charged ion should remain behind. Once the consistent description is obtained of the distribution of the charges and their velocities, resulting in a four-current density $j^\mu(\vec{r}, t)$, the emitted radiation is straightforward to calculate

Email address: scholten@kvi.nl (Olaf Scholten)

parameterized as $N(z) = N_e f_i(t_r)$ in terms of the normalized shower profile, $f_i(t_r)$, where N_e is the number of electrons in the shower at the maximum. The induced geomagnetic current in the \hat{x} -direction is

$$j(x, y, z, t) = \langle v_d q \rangle e N_e f_i(t_r). \quad (1)$$

In the simple picture the drift velocity is assumed to be independent on the height in the atmosphere. In the limit where the shower moves with the light velocity and the index of refraction of air equals unity, the retarded time t_r can be expressed in terms of the observer time t as

$$ct_r \approx -\frac{d^2}{2ct}. \quad (2)$$

The observer is at a distance d from the core and t is time after the shower hits the surface of the Earth. Eq. (2) shows that the early part of the received pulse is emitted at large (and negative) retarded times and thus large heights while the late part of the pulse is emitted when the EAS was already close to the ground.

The only non-vanishing component of the vector potential is in the direction of the electric current,

$$A^x(t, d) = J \frac{f_i(t_r)}{\mathcal{D}}, \quad (3)$$

where $J = \langle v_d q \rangle N_e e / 4\pi\epsilon_0 c$ is a constant depending on the energy of the cosmic ray and \mathcal{D} is the retarded distance. The electric field is proportional to the time derivative of \vec{A} , giving

$$E_x(t, d) \approx J \frac{c^2 t_r^2}{d^4} \frac{d}{dt_r} [t_r f_i(t_r)], \quad (4)$$

using Eq. (2). From this simple expression some important observations can be made which also hold for realistic calculations to a surprisingly accuracy. The first is that radiation is emitted due to the variation of the shower profile with height. The zero crossing of the electric field at the observer position corresponds to the maximum in $t_r f_i(t_r)$ and thus the emission from the shower at an height exceeding that of the shower maximum. The dominant part of the pulse is thus emitted at heights well above the shower maximum which implies that the radio signal bears information on the early stages of the EAS development. A second observation is that, because the time dependence of the pulse is expressed in terms of the shower time t_r Eq. (2), it can be seen that at twice the distance from the point of impact the pulse is four times as wide while the amplitude is decreased by a factor 2^4 . It can easily be seen that this simple picture is not valid at small distances to the shower core where the pancake thickness becomes the determining length scale.

A prime example showing the strength of the macroscopic approach is the introduction of the drift velocity. The motion of any given electron (or positron) in the shower is very complicated. It is suddenly accelerated (or created) and moves at relativistic velocities in the Earth magnetic field where it experiences a constant acceleration due to the action of the Lorentz force. Through soft processes, mainly Thompson scattering, it is constantly losing energy and decelerating. It may be strongly deflected in hard scattering processes. With all acceleration processes radiation will be emitted. For coherent emission

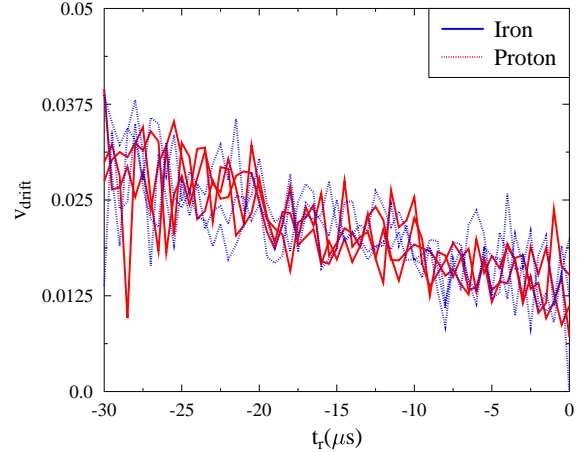


Figure 2: [color online] Drift velocities as function of shower time t_r for a few proton (blue curves) and iron (red curves) initiated showers.

the motion of all electrons in a certain phase-space element has to be averaged. At any time some of the electrons in a volume will be accelerated by the Lorentz force while others are decelerated by the action of the air. The net result is that on average the electrons move with a constant drift velocity in one direction and the positrons in the other. This picture is supported by Monte-Carlo calculations showing that the drift velocity depends on air density as shown in Fig. 2. As a result of reaching an equilibrium with an (almost) constant drift velocity neither synchrotron emission (acceleration) nor bremsstrahlung (deceleration) is of particular importance and only the time variation of the induced macroscopic electric current causes the EAS to emit radiation.

In the complete MGMR calculations a 4-current, $j^\mu(\vec{r}, t)$, is constructed where the zeroth component corresponds to the charge and the other components to the electric current. The electric field at the observer position d and time t can be expressed as a derivative of the Liénard-Wiechert potential which in turn can be calculated directly from the 4-current density following any standard textbook on Electromagnetism [16]

$$A^\mu(t, d) = \frac{1}{4\pi\epsilon_0} \int \frac{j^\mu}{R(1 - \vec{\beta} \cdot \hat{n})} \Big|_{\text{ret}} dh, \quad (5)$$

ignoring the lateral extension of the shower profile and where the integration runs over the pancake thickness h . We use the common notation where \hat{n} is a unit vector pointing from the source to the observer and R is the distance, both evaluated at the retarded time.

3. Distance dependence of the radio pulse & composition

Up to this point we have focussed on obtaining a qualitative description of the current densities in an EAS. To make quantitative comparisons with data a hybrid approach has been developed where the important model parameters are obtained from Monte-Carlo simulations [4].

These simulations are done using the cascade mode of the CONEX shower simulation program (where further details can be found in Ref. [4]) modified to include the deviation of charged particles in the Earth's magnetic field [15]. An analysis tool has been written to give the full three-dimensional and timing information of the currents and particle distributions in histograms. More details of the complete shower-simulation package including analysis tools, called CONEX-MC-GEO, will be discussed in a future publication.

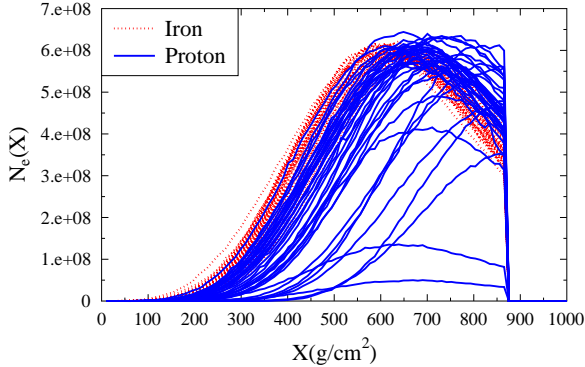


Figure 3: [color online] Total number of electrons and positrons as function of shower depth for 40 proton (blue curves) and 40 iron (red curves) initiated showers for $E = 10^{18}$ eV.

As an example CONEX-MC-GEO, is used to study the differences of the Lateral Distribution Function (LDF) for two types of showers, proton- and iron-induced. Simulations are performed for 40 proton- and 40 iron-induced showers. The shower profiles show much larger shower-to-shower fluctuations for proton- than for iron-induced showers, see Fig. 3. As also is expected, the penetration depth, X_{max} , is larger for proton than for iron. The simulations are done for the site of the Pierre Auger Observatory where ground level is at 870 g cm^{-2} . The fraction of excess electrons not very dependent on initial energy or composition of the cosmic ray but is slowly increasing with shower depth. Near the shower maximum the charge excess is close to 23% of the total number of electrons and positrons while at ground level it has increased to 25%. As a measure of the pancake thickness we have calculated the mean distance of the electrons behind the shower front, $L = \langle h \rangle$, the mean pancake thickness parameter. This shows that the mean pancake thickness parameter is almost independent of shower height or energy. It depends on the shower type, varying from $L = 3.9 \text{ m}$ for proton-induced air showers to $L = 4.3 \text{ m}$ for iron.

The extracted parameters are used in MGMR calculations. The maximum of the field strength as function of distance is shown in Fig. 4 for an observer placed on the x -axis where the charge-excess and geo-magnetic fields interfere constructively. The slope of the LDF for iron-induced showers is less steep than that for protons. Close to the shower core the pulse structure is determined by the pancake thickness which is the reason for the minor differences between the two shower types at small distances. Only at large distances the pulse structure is deter-

mined by the height of the shower maximum.

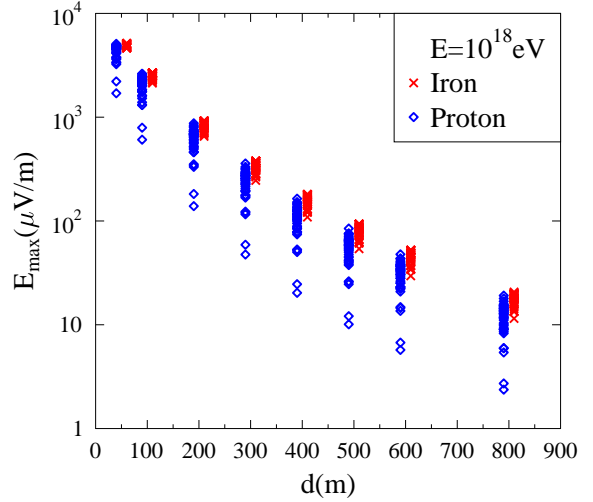


Figure 4: [color online] The LDFs are shown for proton (blue diamonds) and iron (red crosses) induced showers at an energy of 10^{18} eV, for an observer position at a position where the charge excess and the geo-magnetic contribution interfere constructively.

In a real experiment the pulse will be filtered in frequency. For this reason we calculated a ratio that is closer to the data,

$$R_{50/300}^{25} = P(50, f > 25) / P(300, f > 25) \quad (6)$$

where $P(d, f > 25)$ is the power in the pulse for frequencies in excess of 25 MHz at a distance d m from the shower core. The value of $R_{50/300}^{25}$ is calculated for each of the simulated proton and iron induced showers separately. Shower-to-shower fluctuations result from the fact that for each of the simulated showers a different profile is extracted. The results are displayed in Fig. 5 as a histogram. The averages for iron- and proton-induced showers show a large difference, however due to shower-to-shower fluctuations some of the proton showers result in similar values as iron, directly reflecting their shower profiles. At an energy of 10^{17} eV the average value of $R_{50/300}^{25}$ differs more. This is a direct consequence of the fact that the important parameter responsible for the observed effect, X_{max} , differs more.

Due to interference of the charge excess and the geomagnetic contributions the LDF, and thus also $R_{50/300}^{25}$, depends on the orientation of the observer with respect to the shower axis. It has been checked that the qualitative dependence on shower type remains as shown in Fig. 5, this because the the charge-excess fraction is similar for the two types of showers.

4. Summary and Conclusions

We have shown that the Macroscopic GeoMagnetic Radiation model for coherent radio emission from extensive air showers offers a very realistic picture for the emitted pulse. It is simple enough to give hands-on insight in the emission mechanism

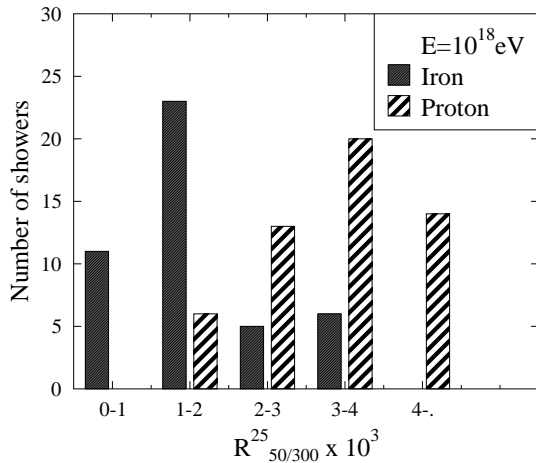


Figure 5: $R_{50/300}^{25}$, see text, for the 40 simulated proton and iron showers at an energy of $E = 10^{18}$ eV.

which is of help for the interpretation of the experimental data. Depending on the distance from the shower core there are different length scales that determine the structure of the coherent radio pulse. Close to the shower core the pulse duration is determined by the pancake thickness while at larger distances the shower profile is essential. This offers the possibility to use the LDF of the radio pulse to distinguish iron and proton induced showers even though the effects of shower-to-shower fluctuations for protons can be large.

In this presentation little attention has been given to the possibilities to use the polarization of the emitted radiation to disentangle the charge excess and geomagnetic components [4]. Preliminary experimental results look very promising [3]. Also the effect of the lateral distribution of the particles in the shower and that of a finite index of refraction of air [15] are being investigated.

5. Acknowledgment

This work is part of the research program of the ‘Stichting voor Fundamenteel Onderzoek der Materie (FOM)’, which is financially supported by the ‘Nederlandse Organisatie voor Wetenschappelijk Onderzoek (NWO)’.

References

- [1] T. Huege, M. Ludwig, O. Scholten, K.D. de Vries, these proceedings (2010), arXiv:1009.0346v2 [astro-ph.HE].
- [2] M. Ludwig, T. Huege, these proceedings (2010); Astropart. Phys. submitted (2010).
- [3] H. Schoorlemmer [Pierre Auger Collaboration], these proceedings (2010); D. Fraenkel [Pierre Auger Collaboration], Nucl. Instr. Meth. A (2011), Proceedings of ARENA 2010.
- [4] K. D. de Vries, O. Scholten, K. Werner, these proceedings (2010); K. D. de Vries, A. M. van den Berg, O. Scholten, K. Werner, Astropart. Phys. in press (2010), arXiv:1008.3308.
- [5] S. Fliesscher [Pierre Auger Collaboration], these proceedings (2010).

- [6] A. Horneffer, these proceedings (2010).
- [7] C. Böser, these proceedings (2010)
- [8] J. V. Jelley *et al.*, Nature **205**, 327 (1965).
- [9] N.A. Porter, C.D. Long, B. McBreen, D.J.B Murnaghan and T.C. Weekes, Phys. Lett. **19**, 415 (1965).
- [10] F.D. Kahn and I.Lerche, Proc. Royal Soc. London **A289**, 206 (1966).
- [11] H. R. Allan, Prog. in Element. part. and Cos. Ray Phys. **10**, 171 (1971).
- [12] T. Huege, Nucl. Instr. Meth. A **604**, S57 (2009).
- [13] O. Scholten, K. Werner, Nucl. Instr. Meth. A **604**, S24 (2009).
- [14] Olaf Scholten, Klaus Werner, and Febdian Rusydi, Astropart. Phys. **29**, 94 (2008).
- [15] Klaus Werner and Olaf Scholten, Astropart.Phys. **29**, 393 (2008), arXiv:0712.2517 [astro-ph]
- [16] J.D. Jackson, *Classical Electrodynamics*, Wiley, New York, 1999.