

# Observational Constraints on Exponential Gravity

Louis Yang,<sup>\*</sup> Chung-Chi Lee,<sup>†</sup> Ling-Wei Luo,<sup>‡</sup> and Chao-Qiang Geng<sup>§</sup>

*Department of Physics, National Tsing Hua University, Hsinchu 300, Taiwan*

(Dated: October 29, 2018)

## Abstract

We study the observational constraints on the exponential gravity model of  $f(R) = -\beta R_s(1 - e^{-R/R_s})$ . We use the latest observational data including Supernova Cosmology Project (SCP) Union2 compilation, Two-Degree Field Galaxy Redshift Survey (2dFGRS), Sloan Digital Sky Survey Data Release 7 (SDSS DR7) and Seven-Year Wilkinson Microwave Anisotropy Probe (WMAP7) in our analysis. From these observations, we obtain a lower bound on the model parameter  $\beta$  at 1.27 (95% CL) but no appreciable upper bound. The constraint on the present matter density parameter is  $0.245 < \Omega_m^0 < 0.311$  (95% CL). We also find out the best-fit value of model parameters on several cases.

PACS numbers: 98.80.-k, 04.50.Kd, 95.36.-x

---

<sup>\*</sup> louis.lineage@msa.hinet.net

<sup>†</sup> g9522545@oz.nthu.edu.tw

<sup>‡</sup> d9622508@oz.nthu.edu.tw

<sup>§</sup> geng@phys.nthu.edu.tw

## I. INTRODUCTION

Cosmic observations from type Ia supernovae (SNe Ia) [1, 2], large scale structure (LSS) [3, 4], baryon acoustic oscillations (BAO) [5] and cosmic microwave background (CMB) [6, 7] indicate that our universe is undergoing an accelerating expansion. The reason for this acceleration, the so-called dark energy problem, remains a fascinating question today. The simplest model to explain this problem is the  $\Lambda$ CDM model, in which a time independent energy density is added to the universe. However, the  $\Lambda$ CDM model suffers from both fine-tuning and coincidence problems [8–13]. In general, the ways to understand the cosmic acceleration can be separated into two branches. One is to modify the matter by introducing some kind of “dark energy”. The other one is to modify Einstein’s general relativity – the modification of gravity.

In modified gravity, one of the popular approaches is to promote the Ricci scalar  $R$  in the Einstein-Hilbert action to a function,  $f(R)$ . Although there are several viable  $f(R)$  models, many of them are restricted to the regimes to be effectively identical to the  $\Lambda$ CDM by the observational constraints. Recently, Linder [14] has explored an  $f(R)$  theory named “exponential gravity”, which has also been discussed in Refs. [15–17]. The exponential gravity has the feature that it allows the relaxation of fine-tuning and it has only one more parameter than the  $\Lambda$ CDM model. In addition, the exponential gravity satisfies all conditions for the viability [18] such as the local gravity constraint, stability of the late-time de Sitter point, constraints from the violation of the equivalence principle, stability of cosmological perturbations, positivity of the effective gravitational coupling, and asymptotic behavior to the  $\Lambda$ CDM model in the high curvature regime. In this paper, we will study the constraints given by latest observational data, reexamine the alleviation of the fine-tuning problem, and find the possibility of the derivation from  $\Lambda$ CDM. We use units of  $k_B = c = \hbar = 1$  and the gravitational constant is given by  $G = M_{\text{Pl}}^{-2}$  with the Planck mass of  $M_{\text{Pl}} = 1.2 \times 10^{19}$  GeV.

The paper is organized as follows. In Sec. II, we review equations of motion and the asymptotic behavior at the high redshift regime in the exponential gravity model. In Sec. III, we discuss the observations and methods. We show our results in Sec. IV. Finally, conclusions are given in Sec. V.

## II. EXPONENTIAL GRAVITY

The action of  $f(R)$  gravity with matter is given by

$$S = \frac{1}{2\kappa^2} \int d^4x \sqrt{-g} [R + f(R)] + S_m, \quad (2.1)$$

where  $\kappa^2 \equiv 8\pi G$  and  $f(R)$  is a function of the Ricci scalar curvature  $R$ . In this paper, we focus on the exponential gravity model [14], given by

$$f(R) = -\beta R_s (1 - e^{-R/R_s}), \quad (2.2)$$

where  $R_s$  is related to the characteristic curvature modification scale. Since the product of  $\beta$  and  $R_s$  can be determined by the present matter density  $\Omega_m^0$  [14], we can choose  $\beta$  and  $\Omega_m^0$  as the free parameters in the model.

We use the standard metric formalism. From the action (2.1), the modified Friedmann equation of motion becomes [19]

$$H^2 = \frac{\kappa^2 \rho_M}{3} + \frac{1}{6} (f_R R - f) - H^2 (f_R + f_{RR} R'), \quad (2.3)$$

where  $H \equiv \dot{a}/a$  is the Hubble parameter, a subscript R denotes the derivative with respect to R, a prime represents  $d/d \ln a$ , and  $\rho_M = \rho_m + \rho_r$  is the energy density of all perfect fluids of generic matter including (non-relativistic) matter, denoted by  $m$ , and relativistic particles, denoted by  $r$ . Here, we only consider the matter density. Since the modification by the exponential gravity only happens at the low redshift, the contributions from relativistic particles are negligible. In a flat spacetime, the Ricci scalar is given by

$$R = 12H^2 + 6HH'.$$

Following Hu and Sawicki's parameterization [20], we define

$$y_H \equiv \frac{\rho_{DE}}{\rho_m^0} = \frac{H^2}{m^2} - a^{-3}, \quad y_R \equiv \frac{R}{m^2} - 3a^{-3}, \quad (2.4)$$

where  $m^2 \equiv \kappa^2 \rho_m^0 / 3$ ,  $\rho_{DE}$  is the effective dark energy density, and  $\rho_m^0$  is the present matter density. Then, Eqs. (2.3) and (2.4) can be rewritten as two coupled differential equations,

$$y'_H = \frac{y_R}{3} - 4y_H \quad (2.5)$$

and

$$y'_R = 9a^{-3} - \frac{1}{H^2 f_{RR}} \left[ y_H + f_R \left( \frac{H^2}{m^2} - \frac{R}{6m^2} \right) + \frac{f}{6m^2} \right], \quad (2.6)$$

where  $R$  and  $H^2$  can be further replaced by  $y_R$  and  $y_H$  from equations in (2.4). Combining Eqs. (2.5) and (2.6), we obtain a second order differential equation of  $y_H$ ,

$$y''_H + J_1 y'_H + J_2 y_H + J_3 = 0, \quad (2.7)$$

where

$$\begin{aligned} J_1 &= 4 - \frac{1}{y_H + a^{-3}} \frac{f_R}{6m^2 f_{RR}}, \\ J_2 &= -\frac{1}{y_H + a^{-3}} \frac{f_R - 1}{3m^2 f_{RR}}, \\ J_3 &= -3a^{-3} + \frac{f_R a^{-3} + f/3m^2}{y_H + a^{-3}} \frac{1}{6m^2 f_{RR}}, \end{aligned} \quad (2.8)$$

with

$$R = m^2 [3(y'_H + 4y_H) + 3a^{-3}]. \quad (2.9)$$

Solving Eq. (2.7) numerically, we can get the evolution of the Hubble parameter in the low redshift regime ( $z = 0 \sim 4$ ). The effective dark energy equation of state  $w_{DE}$  is given by

$$w_{DE} = -1 - \frac{y'_H}{3y_H}. \quad (2.10)$$

In the high redshift regime ( $z \gtrsim 4$ ), the exponential factor  $e^{-R/R_S}$  of  $f(R)$  in Eq. (2.2) becomes negligible ( $e^{-R/R_S} < 10^{-5}$ ). The exponential gravity model behaves essentially like a cosmological constant model with the dark energy density parameter  $\Omega_\Lambda = \beta R_S / 6H_0^2 \cong \Omega_m^0 y_H(z_{high})$ . Thus, the Hubble parameter as a function of  $z$  in this regime can be expressed as

$$H(z) = H_0 \sqrt{\Omega_m^0 (1+z)^3 + \Omega_r^0 (1+z)^4 + \frac{\beta R_S}{6H_0^2}}, \quad (2.11)$$

where  $\Omega_r^0$  is the density parameter of relativistic particles including photons and neutrinos<sup>1</sup>. The equation (2.11) will be used in the data fitting of CMB and the high redshift part of BAO in section III.

---

<sup>1</sup>  $\Omega_r^0 = \Omega_\gamma^0 (1 + 0.2271 N_{eff})$ , where  $\Omega_\gamma^0$  is the present fractional photon energy density and  $N_{eff} = 3.04$  is the effective number of neutrino species [21].

### III. OBSERVATIONAL CONSTRAINTS

To constrain the free parameters of  $\beta$  and  $\Omega_m^0$  in the exponential gravity model, we use three kinds of the observational data including SNe Ia, BAO and CMB. The SNe Ia and CMB data lead to constraints at the low and high redshift regimes, respectively, while the BAO data provide constraints at the both regimes.

#### A. Type Ia Supernovae (SNe Ia)

The observations of SNe Ia, known as “standard candles”, give us the information about the luminosity distance  $D_L$  as a function of the redshift  $z$ . The distance modulus  $\mu$  is defined as

$$\mu_{th}(z_i) \equiv 5 \log_{10} D_L(z_i) + \mu_0, \quad (3.1)$$

where  $\mu_0 \equiv 42.38 - 5 \log_{10} h$  with  $H_0 = h \cdot 100 \text{ km/s/Mpc}$  is the present value of the Hubble parameter. The Hubble-free luminosity distance for the flat universe is

$$D_L(z) = (1+z) \int_0^z \frac{dz'}{E(z')}, \quad (3.2)$$

where  $E(z) = H(z)/H_0$ . The  $\chi^2$  of the SNe Ia data is

$$\chi_{SN}^2 = \sum_i \frac{[\mu_{obs}(z_i) - \mu_{th}(z_i)]^2}{\sigma_i^2}, \quad (3.3)$$

where  $\mu_{obs}$  is the observed value of the distance modulus. Since the absolute magnitude of SNe Ia is unknown, we should minimize  $\chi_{SN}^2$  with respect to  $\mu_0$ , which relates to the absolute magnitude, and expand it to be [22, 23]

$$\chi_{SN}^2 = A - 2\mu_0 B + \mu_0^2 C, \quad (3.4)$$

where

$$\begin{aligned} A &= \sum_i \frac{[\mu_{obs}(z_i) - \mu_{th}(z_i; \mu_0 = 0)]^2}{\sigma_i^2}, \\ B &= \sum_i \frac{\mu_{obs}(z_i) - \mu_{th}(z_i; \mu_0 = 0)}{\sigma_i^2}, \quad C = \sum_i \frac{1}{\sigma_i^2}. \end{aligned} \quad (3.5)$$

The minimum of  $\chi_{SN}^2$  with respect to  $\mu_0$  is

$$\tilde{\chi}_{SN}^2 = A - \frac{B^2}{C}. \quad (3.6)$$

We adopt this  $\tilde{\chi}_{SN}^2$  for our later  $\chi^2$  minimization. We will use the data from the Supernova Cosmology Project (SCP) Union2 compilation, which contains 557 supernovae [24], ranging from  $z = 0.015$  to  $z = 1.4$ .

## B. Baryon Acoustic Oscillations (BAO)

The observation of BAO measures the distance ratios of  $d_z \equiv r_s(z_d)/D_V(z)$ , where  $D_V$  is the volume-averaged distance,  $r_s$  is the comoving sound horizon and  $z_d$  is the redshift at the drag epoch [25]. The volume-averaged distance  $D_V(z)$  is defined as [5]

$$D_V(z) \equiv \left[ (1+z)^2 D_A^2(z) \frac{z}{H(z)} \right]^{1/3}, \quad (3.7)$$

where  $D_A(z)$  is the proper angular diameter distance:

$$D_A(z) = \frac{1}{1+z} \int_0^z \frac{dz'}{H(z')}, \quad (\text{for flat universe}). \quad (3.8)$$

The comoving sound horizon  $r_s(z)$  is given by

$$r_s(z) = \frac{1}{\sqrt{3}} \int_0^{1/(1+z)} \frac{da}{a^2 H(z'=\frac{1}{a}-1) \sqrt{1 + (3\Omega_b^0/4\Omega_\gamma^0)a}}, \quad (3.9)$$

where  $\Omega_b^0$  and  $\Omega_\gamma^0$  are the present values of baryon and photon density parameters, respectively. We use  $\Omega_b^0 = 0.022765h^{-2}$  and  $\Omega_\gamma^0 = 2.469 \times 10^{-5}h^{-2}$  [21]. The fitting formula for  $z_d$  is given by [26]

$$z_d = \frac{1291(\Omega_m^0 h^2)^{0.251}}{1 + 0.659(\Omega_m^0 h^2)^{0.828}} [1 + b_1(\Omega_b^0 h^2)^{b_2}], \quad (3.10)$$

where

$$\begin{aligned} b_1 &= 0.313(\Omega_m^0 h^2)^{-0.419} [1 + 0.607(\Omega_m^0 h^2)^{0.674}], \\ b_2 &= 0.238(\Omega_m^0 h^2)^{0.223}. \end{aligned} \quad (3.11)$$

The typical value of  $z_d$  is about 1021 with  $\Omega_m^0 = 0.276$  and  $h = 0.705$ . Since  $z_d$  is in the high redshift regime, we use Eq. (2.11) to calculate  $r_s(z_d)$ . On the other hand,  $D_V(z)$  is evaluated by the numerical result of Eq. (2.7) as it is in the low redshift regime.

The BAO data from the Two-Degree Field Galaxy Redshift Survey (2dFGRS) and the Sloan Digital Sky Survey Data Release 7 (SDSS DR7) [25] measured the distance ratio  $d_z$  at

two redshifts  $z = 0.2$  and  $z = 0.35$  to be  $d_{z=0.2}^{obs} = 0.1905 \pm 0.0061$  and  $d_{z=0.35}^{obs} = 0.1097 \pm 0.0036$  with the inverse covariance matrix:

$$C_{BAO}^{-1} = \begin{pmatrix} 30124 & -17227 \\ -17227 & 86977 \end{pmatrix}. \quad (3.12)$$

The  $\chi^2$  for the BAO data is

$$\chi_{BAO}^2 = (x_{i,BAO}^{th} - x_{i,BAO}^{obs})(C_{BAO}^{-1})_{ij}(x_{j,BAO}^{th} - x_{j,BAO}^{obs}), \quad (3.13)$$

where  $x_{i,BAO} \equiv (d_{0.2}, d_{0.35})$ .

### C. Cosmic Microwave Background (CMB)

The CMB is sensitive to the distance to the decoupling epoch  $z_*$  [27]. It can give constraints on the model in the high redshift regime ( $z \sim 1000$ ). The CMB data are taken from Wilkinson Microwave Anisotropy Probe (WMAP) observations [21]. To use the WMAP data, we compare three quantities: (i) the acoustic scale  $l_A$ ,

$$l_A(z_*) \equiv (1 + z_*) \frac{\pi D_A(z_*)}{r_S(z_*)}, \quad (3.14)$$

(ii) the shift parameter  $R$  [28],

$$R(z_*) \equiv \sqrt{\Omega_m^0} H_0 (1 + z_*) D_A(z_*), \quad (3.15)$$

and (iii) the redshift of the decoupling epoch  $z_*$ . The fitting function of  $z_*$  is given by [29]

$$z_* = 1048 [1 + 0.00124(\Omega_b^0 h^2)^{-0.738}] [1 + g_1(\Omega_m^0 h^2)^{g_2}], \quad (3.16)$$

where

$$g_1 = \frac{0.0783(\Omega_b^0 h^2)^{-0.238}}{1 + 39.5(\Omega_b^0 h^2)^{0.763}}, \quad g_2 = \frac{0.560}{1 + 21.1(\Omega_b^0 h^2)^{1.81}}. \quad (3.17)$$

The  $\chi^2$  of the CMB data is

$$\chi_{CMB}^2 = (x_{i,CMB}^{th} - x_{i,CMB}^{obs})(C_{CMB}^{-1})_{ij}(x_{j,CMB}^{th} - x_{j,CMB}^{obs}), \quad (3.18)$$

where  $x_{i,CMB} \equiv (l_A(z_*), R(z_*), z_*)$  and  $C_{CMB}^{-1}$  is the inverse covariance matrix. The data from Seven-Year Wilkinson Microwave Anisotropy Probe (WMAP7) observations [21] lead to  $l_A(z_*) = 302.09$ ,  $R(z_*) = 1.725$  and  $z_* = 1091.3$  with the inverse covariance matrix:

$$C_{CMB}^{-1} = \begin{pmatrix} 2.305 & 29.698 & -1.333 \\ 29.698 & 6825.27 & -113.180 \\ -1.333 & -113.180 & 3.414 \end{pmatrix}. \quad (3.19)$$

Finally, the  $\chi^2$  of all the observational data is

$$\chi^2 = \tilde{\chi}_{SN}^2 + \chi_{BAO}^2 + \chi_{CMB}^2. \quad (3.20)$$

In our fitting process, we did not use the Markov chain Monte Carlo (MCMC) approach because the numerical calculation for each solution of  $f(R)$  theory is very time-consuming, and the necessary change to the code like CosmoMC [30] is very extensive with no obvious benefit in our study of the exponential gravity. Therefore, we take the simple  $\chi^2$  method as our main fitting procedure. The  $\Lambda$ CDM result obtained from SNe Ia, BAO and CMB constraints with this  $\chi^2$  method is  $\Omega_m^0 = 0.276_{-0.013}^{+0.014}$ , while that with the MCMC method is  $\Omega_m^0 = 0.272_{-0.011}^{+0.013}$  [31]. We note that the fitting in Ref. [31] has also included the observational constraints from the radial BAO and Hubble parameter  $H(z)$ .

TABLE I. The best-fit values of the matter density parameter  $\Omega_m^0$  (68% CL) and  $\chi^2$  for the exponential gravity model with  $\beta = 2, 3, 4$  and the  $\Lambda$ CDM model. Note that the error for  $\Omega_m^0$  is obtained when  $\beta$  is fixed.

Model		$\Omega_m^0$	$\chi^2$
Exponential Gravity	$\beta = 2$	$0.274_{-0.013}^{+0.014}$	546.7136
	$\beta = 3$	$0.276_{-0.013}^{+0.014}$	545.3836
	$\beta = 4$	$0.276_{-0.013}^{+0.014}$	545.1721
$\Lambda$ CDM		$0.276_{-0.013}^{+0.014}$	545.1522

#### IV. RESULTS

Based on the methods described in Sec. III, we now examine the parameter space of the exponential gravity model. In Fig. 1, we present likelihood contour plots at 68.3, 95.4 and 99.7% confidence levels obtained from the SNe Ia, BAO and CMB constraints. The results show that the observational data give no upper bound on the model parameter  $\beta$ , making it a free parameter. Hence, there is no fine-tuning problem. However, a larger value of  $\beta$ , which is closer to the  $\Lambda$ CDM model, is slightly preferred by the observational data as expected. The lower bound on  $\beta$  is  $\beta > 1.27$  (95% CL). The present matter density parameter  $\Omega_m^0$  is constrained to  $0.245 < \Omega_m^0 < 0.311$  (95% CL), which agrees with the



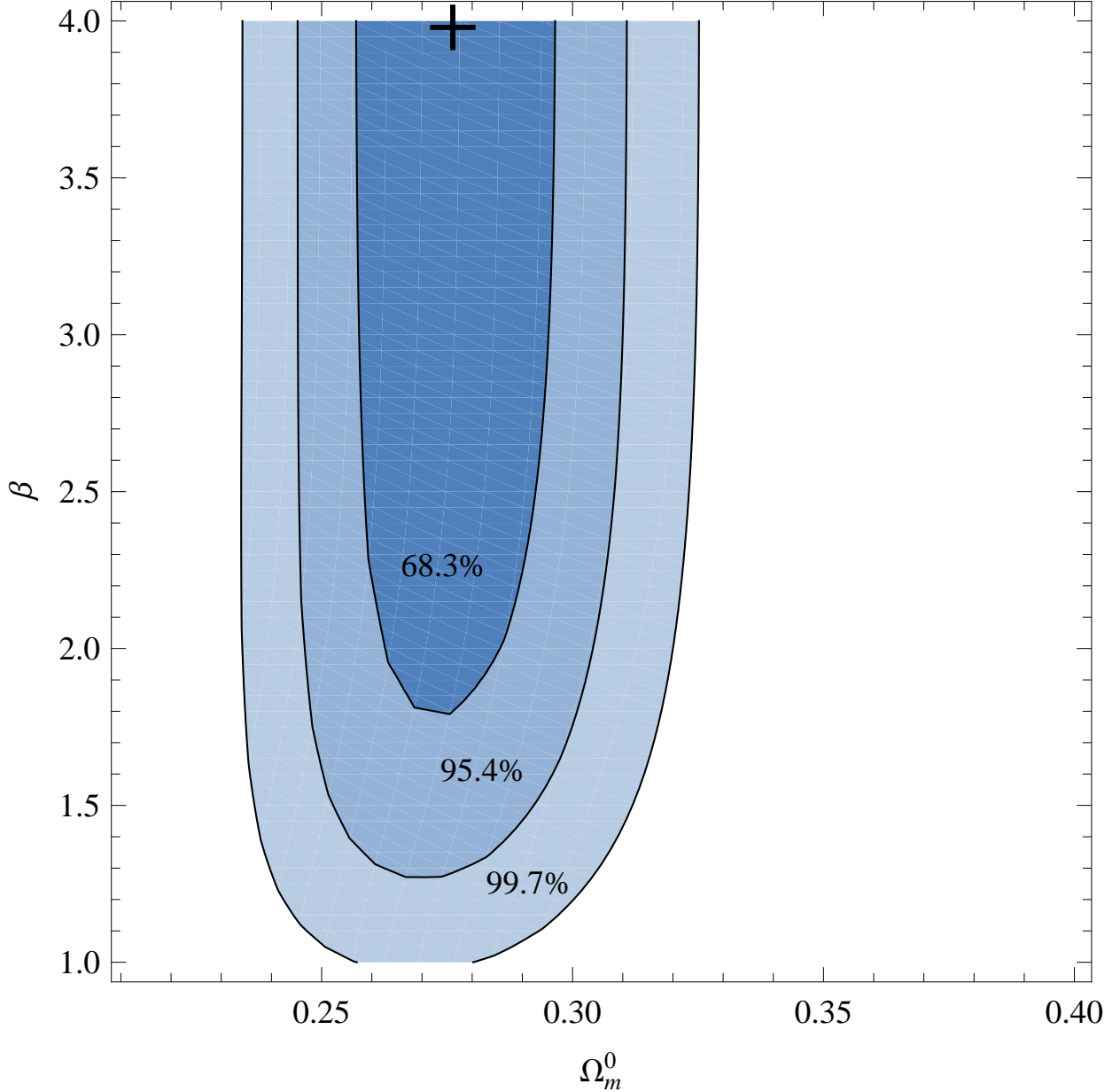


FIG. 1. The 68.3%, 95.4% and 99.7% confidence intervals for the exponential gravity model, constrained by the SNe Ia, BAO, and CMB data. The best-fit point in this parameter region is marked with a plus sign.

current observations. The best-fit value (smallest  $\chi^2$ ) in the parameter space between  $\beta = 1$  and  $4^2$  is  $\chi^2 = 545.1721$  with  $\beta = 4$  and  $\Omega_m^0 = 0.276$ . The comparison of the best-fit  $\Omega_m^0$  and  $\chi^2$  for the model with  $\beta = 2, 3, 4$  and  $\Lambda$ CDM is shown in Table I.

<sup>2</sup> We only concentrate on the region of  $1 < \beta < 4$ . For  $\beta > 4$ , it is almost the  $\Lambda$ CDM model. For  $\beta < 1$ , it is ruled out by the local gravity constraints and the stability of the de-Sitter phase.

In Fig. 2, we illustrate the evolution of the effective dark energy equation of state  $w_{DE}$  for  $\beta = 2, 3, 4$  with their best-fit  $\Omega_m^0$ , which is given in Table I. We can see that, for every value of  $\beta$ , the effective dark energy equation of state  $w_{DE}$  starts at the phase of a cosmological constant  $w_{DE} = -1$  and evolves from the phantom phase ( $w_{DE} < -1$ ) to the non-phantom phase ( $w_{DE} > -1$ ). And, for larger value of  $\beta$ , the deviation from cosmological constant phase ( $w_{DE} = -1$ ) become smaller. For  $\beta = 2$ , there is still another small oscillation after the main phantom phase crossing. Negative  $z$  means the future evolution. It is clear that the exponential gravity model has the feature of crossing the phantom phase in the past as well as the future [32].

In Fig. 3, we depict the effective dark energy density  $\Omega_{DE}$  and non-relativistic matter density  $\Omega_m$  vs. the redshift  $z$ .

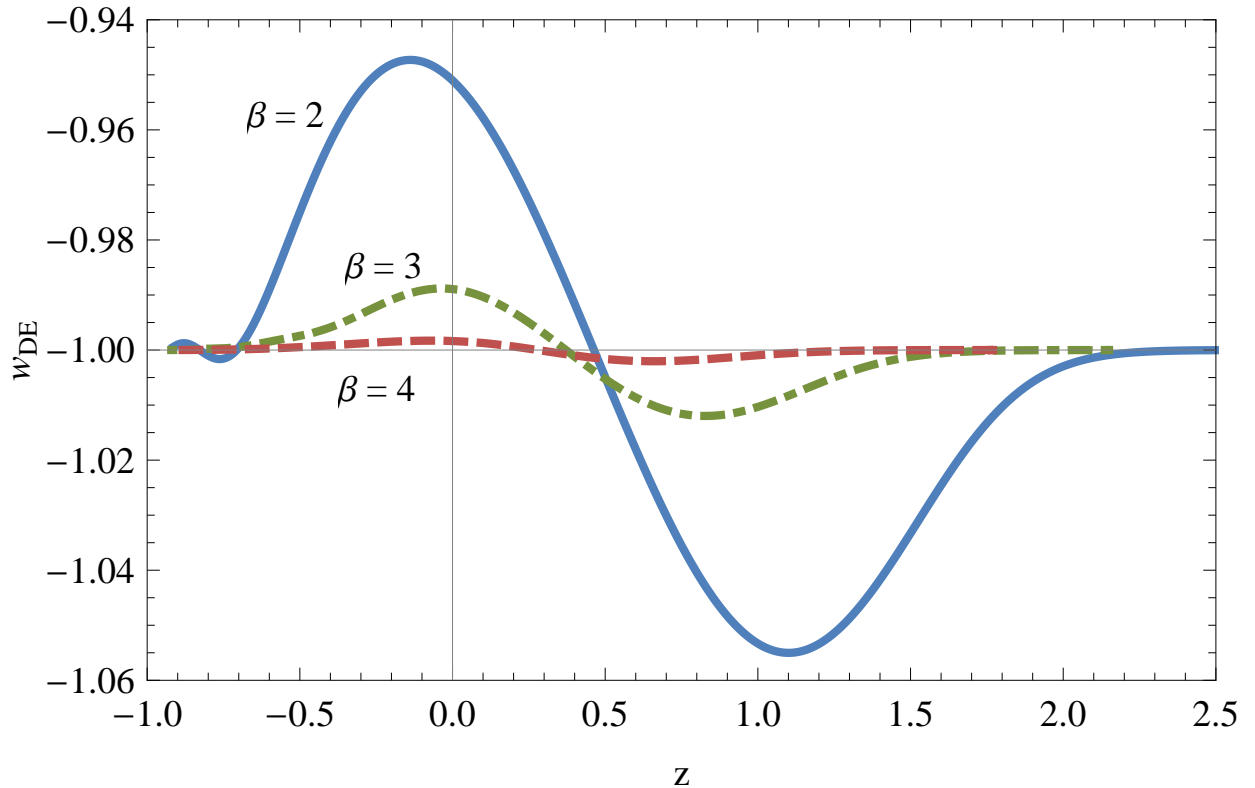


FIG. 2. Evolution of the effective dark energy equation of state  $w_{DE}$  corresponding to  $\beta = 2, 3, 4$  with their best-fit  $\Omega_m^0$  given in Table I.

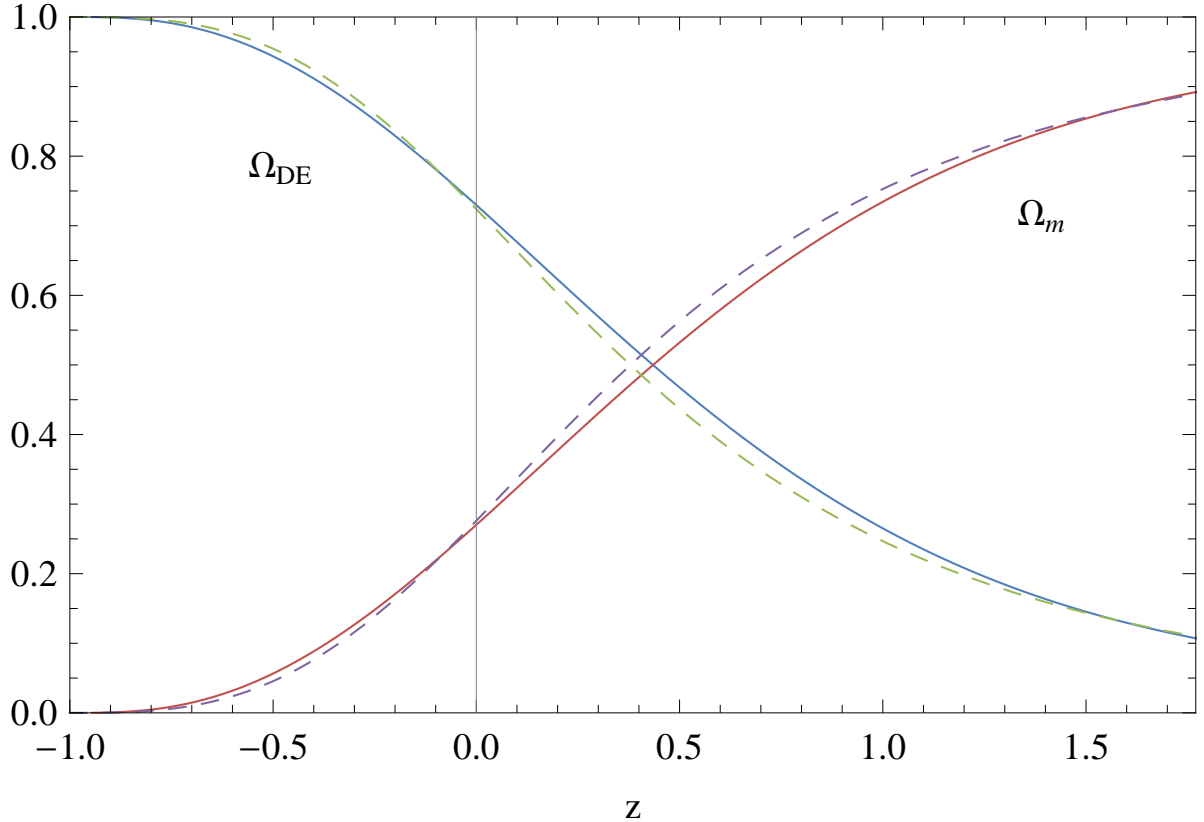


FIG. 3. The evolutions of the effective dark energy density parameter  $\Omega_{DE}$  and non-relativistic matter density parameter  $\Omega_m$  as functions of  $z$ , where the solid lines indicate the exponential gravity model with  $\beta = 1.27$  and the best-fit  $\Omega_m^0 = 0.270$  and the dashed lines represent the  $\Lambda$ CDM model with  $\Omega_m^0 = 0.276$ . For a higher value of  $\beta$ , the evolution becomes closer to that in  $\Lambda$ CDM.

## V. CONCLUSION

We have studied the exponential gravity model. In the low redshift regime, we follow Hu and Sawicki's parameterization to form the differential equation for the exponential gravity and solve it numerically. In the high redshift regime, we take advantage of the asymptotic behavior of the exponential gravity toward an effective cosmological constant. The analytical form of the Hubble parameter  $H$  as a function of the redshift  $z$  can be expressed in the high redshift limit. We have constrained the parameter space of the model by the SNe Ia, BAO and CMB data. We have found that there is a lower bound on the model parameter  $\beta$  at 1.27 but no upper limit, and  $\Omega_m^0$  is constrained to the concordance value. This means

that the exponential gravity model shows no need of fine-tuning. Nevertheless, the  $\Lambda$ CDM model is still included by the observational constraints since  $\beta \rightarrow \infty$  corresponds to the model. Current observational data still lack the ability to distinguish between the  $\Lambda$ CDM and exponential gravity models.

Finally, we remark that as seen from Fig. 3, the noticeable difference between the exponential gravity and  $\Lambda$ CDM models lies in the regime  $0.2 < z < 1$ , and is maximized at  $z = 0.5$  if we compare their expected distance modulus. An improvement on the BAO observation may give a stronger constraint on this redshift regime or higher. The ongoing and future dark energy survey projects which will observe BAO include WiggleZ [33], BOSS (Baryon Oscillation Spectroscopic Survey) [34], HETDEX (Hobby-Eberly Dark Energy Experiment) [35], EUCLID [36], JDEM (Joint Dark Energy Mission)/Omega with Wide Field Infrared Survey Telescope (WFIRST) [37], BigBOSS (Big Baryon Oscillation Spectroscopic Survey) [38], SKA (Square Kilometer Array) [39], LSST (Large Synoptic Survey Telescope) [40] and DES (Dark Energy Survey) [41]. In addition, it is known that the measurement on the growth rate of  $f_g(z) = d \ln \delta_m / d \ln a$  has the potential to distinguish the models with the same expansion history but different physics. In the exponential gravity case, the growth index is  $\gamma = 0.540$  for  $\beta = 2$ . It is clear that if those surveys such as WiggleZ, EUCLID, BigBOSS and JDEM/Omega can measure the growth rate with a high accuracy, they will be able to discriminate the exponential gravity from the  $\Lambda$ CDM model.

## ACKNOWLEDGMENTS

We thank Dr. K. Bamba for many helpful discussions and suggestions. The work is supported in part by the National Science Council of R.O.C. under: Grant #: NSC-98-2112-M-007-008-MY3 and National Tsing Hua University under the Boost Program #: 97N2309F1.

- 
- [1] A. G. Riess *et al.* [SNST Collaboration], *Astron. J.* **116**, 1009 (1998).
  - [2] S. Perlmutter *et al.* [SNCP Collaboration], *Astrophys. J.* **517**, 565 (1999).
  - [3] M. Tegmark *et al.*, [SDSS Collaboration], *Phys. Rev. D* **69**, 103501 (2004).
  - [4] U. Seljak *et al.* [SDSS Collaboration], *Phys. Rev. D* **71**, 103515 (2005).
  - [5] D. J. Eisenstein *et al.* [SDSS Collaboration], *Astrophys. J.* **633**, 560 (2005).

- [6] D. N. Spergel *et al.* [WMAP Collaboration], *Astrophys. J. Suppl.* **148**, 175 (2003).
- [7] D. N. Spergel *et al.* [WMAP Collaboration], *Astrophys. J. Suppl.* **170**, 377 (2007).
- [8] S. Weinberg, *Rev. Mod. Phys.* **61**, 1 (1989).
- [9] V. Sahni and A. A. Starobinsky, *Int. J. Mod. Phys. D* **9**, 373 (2000).
- [10] S. M. Carroll, *Living Reviews in Relativity* **4** (2001).
- [11] P. J. E. Peebles and B. Ratra, *Rev. Mod. Phys.* **75**, 559 (2003).
- [12] T. Padmanabhan, *Phys. Rept.* **380**, 235 (2003).
- [13] E. J. Copeland, M. Sami and S. Tsujikawa, *Int. J. Mod. Phys. D* **15**, 1753 (2006).
- [14] E. V. Linder, *Phys. Rev. D* **80**, 123528 (2009).
- [15] P. Zhang, *Phys. Rev. D* **73**, 123504 (2006).
- [16] P. Zhang, M. Liguori, R. Bean, and S. Dodelson, *Phys. Rev. Lett.* **99**, 141302 (2007).
- [17] G. Cognola, E. Elizalde, S. Nojiri, S. D. Odintsov, L. Sebastiani, and S. Zerbini, *Phys. Rev. D* **77**, 046009 (2008).
- [18] K. Bamba, C. Q. Geng and C. C. Lee, *JCAP* **1008**, 021 (2010) [arXiv:1005.4574 [astro-ph.CO]].
- [19] Y. S. Song, W. Hu, and I. Sawicki, *Phys. Rev. D* **75**, 044004 (2007).
- [20] W. Hu and I. Sawicki, *Phys. Rev. D* **76**, 064004 (2007).
- [21] E. Komatsu *et al.* [WMAP Collaboration], arXiv:1001.4538 [astro-ph.CO].
- [22] S. Nesseris and L. Perivolaropoulos, *Phys. Rev. D* **72**, 123519 (2005).
- [23] L. Perivolaropoulos, *Phys. Rev. D* **71**, 063503 (2005).
- [24] R. Amanullah *et al.*, *Astrophys. J.* **716**, 712 (2010), arXiv:1004.1711 [astro-ph.CO].
- [25] W. J. Percival *et al.*, *Mon. Not. Roy. Astron. Soc.* **401**, 2148 (2010), arXiv:0907.1660 [astro-ph.CO].
- [26] D. J. Eisenstein and W. Hu, *Astrophys. J.* **496**, 605 (1998), arXiv:astro-ph/9709112.
- [27] E. Komatsu *et al.* [WMAP Collaboration], *Astrophys. J. Suppl.* **180**, 330 (2009), arXiv:0803.0547 [astro-ph].
- [28] J. R. Bond, G. Efstathiou, and M. Tegmark, *Mon. Not. Roy. Astron. Soc.* **291**, L33 (1997), arXiv:astro-ph/9702100.
- [29] W. Hu and N. Sugiyama, *Astrophys. J.* **471**, 542 (1996), arXiv:astro-ph/9510117.
- [30] A. Lewis and S. Bridle, *Phys. Rev. D* **66**, 103511 (2002), arXiv:astro-ph/0205436.
- [31] Y. Gong, X. ming Zhu, and Z.-H. Zhu, arXiv:1008.5010 [astro-ph.CO].
- [32] K. Bamba, C. Q. Geng and C. C. Lee, arXiv:1007.0482 [astro-ph.CO].

- [33] K. Glazebrook *et al.*, ASP conference series **379**, 72 (2007), arXiv:astro-ph/0701876.
- [34] D. Schlegel, M. White, and D. Eisenstein [with input from the SDSS-III], arXiv:0902.4680 [astro-ph.CO].
- [35] G. J. Hill *et al.*, ASP conference series **399**, 115 (2008), arXiv:0806.0183 [astro-ph].
- [36] European Space Agency Euclid Mission, <http://sci.esa.int/euclid/>.
- [37] N. Gehrels, arXiv:1008.4936 [astro-ph.CO]. See also <http://jdem.gsfc.nasa.gov/>.
- [38] D. J. Schlegel *et al.*, arXiv:0904.0468 [astro-ph.CO].
- [39] The Square Kilometre Array, <http://www.skatelescope.org/>.
- [40] J. A. Tyson, D. M. Wittman, J. F. Hennawi, and D. N. Spergel, Nucl. Phys. Proc. Suppl. **124**, 21 (2002), arXiv:astro-ph/0209632; J. A. Tyson [LSST Collaboration], Proc. SPIE Int. Soc. Opt. Eng. **4836**, 10 (2002), arXiv:astro-ph/0302102; AIP Conf. Proc. **870**, 44 (2006), arXiv:astro-ph/0609516; see also <http://www.lsst.org/>.
- [41] The Dark Energy Survey, <http://www.darkenergysurvey.org/>.