

# Convolutional Matching Pursuit and Dictionary Training

Arthur Szlam, Koray Kavukcuoglu, and Yann LeCun

## 1 Introduction

One of the most successful recent signal processing paradigms has been the sparse coding/dictionary design model [8, 4]. In this model, we try to represent a given  $d \times n$  data matrix  $X$  of  $n$  points in  $\mathbb{R}^d$  written as columns via a solution to the problem

$$\begin{aligned} \{W_*, Z_*\} &= \{W_*(K, X, q), Z_*(K, X, q)\} \\ &= \arg \min_{Z \in \mathbb{R}^{K \times n}, W \in \mathbb{R}^{d \times K}} \sum_k \|Wz_k - x_k\|^2, \|z_k\|_0 \leq q, \end{aligned} \quad (1.1)$$

or its  $Z$  coordinate convexification

$$\begin{aligned} \{\tilde{W}_*, \tilde{Z}_*\} &= \{\tilde{W}_*(K, X, \lambda), \tilde{Z}_*(K, X, \lambda)\} \\ &= \arg \min_{Z \in \mathbb{R}^{K \times n}, W \in \mathbb{R}^{d \times K}} \sum_k \|Wz_k - x_k\|^2 + \lambda \|z_k\|_1. \end{aligned} \quad (1.2)$$

Here,  $\{W, Z\}$  are the dictionary and the coefficients, respectively, and  $z_k$  is the  $k$ th column of  $Z$ .  $K$ ,  $q$ , and  $\lambda$  are user selected parameters controlling the power of the model.

More recently, many models with additional structure have been proposed. For example, in [9, 2], the dictionary elements are arranged in groups and the sparsity is on the group level. In [3, 5, 7], the dictionaries are constructed to be translation invariant. In the former work, the dictionary is constructed via a non-negative matrix factorization. In the latter two works, the construction is a convolutional analogue of 1.2 or an  $l^p$  variant, with  $0 < p < 1$ . In this short note we work with greedy algorithms for solving the convolutional analogues of 1.1. Specifically, we demonstrate that sparse coding by matching pursuit and dictionary learning via K-SVD [1] can be used in the translation invariant setting.

## 2 Matching Pursuit

Matching pursuit [6] is a greedy algorithm for the solution of the sparse coding problem

$$\begin{aligned} \min_z \|Wz - x\|^2, \\ \|z\|_0 \leq q, \end{aligned}$$

where the  $d \times k$  matrix  $W$  is the dictionary, the  $k \times 1$   $z$  is the code, and  $x$  is an  $d \times 1$  data vector.

1. Set  $e = x$ , and  $z$  the  $k$ -dimensional zero vector.
2. Find  $j = \arg \max_i \|W_i^T e\|_2^2$ .
3. Set  $a = W_j^T x$ .
4. Set  $e \leftarrow e - aW_j$ , and  $z_j = z_j + a$ .
5. Repeat for  $q$  steps

Note that with a bit of bookkeeping, it is only necessary to multiply  $W$  against  $x$  once, instead of  $q$  times. This at a cost of an extra  $O(K^2)$  storage: set  $e_r$  and  $a_r$  be  $e$  and  $a$  from the  $r$ th step above. Then:

$$W^T e_0 = W^T x;$$

$$W^T e_1 = W^T x - a_0 W^T W_{j_0},$$

and so on. If the Gram matrix for  $W$  is stored, this is just a lookup.

## 2.1 Convolutional MP

We consider the special case

$$\min_z \left\| \sum_{j=1}^k w_j * z_j - x \right\|^2,$$

$$\|\bar{z}\|_0 \leq q,$$

where each  $w_j$  is a filter, and  $\bar{z}$  is all of the responses.

Note that the Gram matrix of the ‘‘Toeplitz’’ dictionary consisting of all the shifts of the  $w_j$  is usually too big to be used as a lookup table. However, because of the symmetries of the convolution, it is also unnecessary; we only need store a  $4 * h_f \times w_f \times k^2$  array of inner products, where  $h_f$  and  $w_f$  are the dimensions of the filters.

With this additional storage, to run  $q$  basis pursuit steps with  $k$  filters on an  $h \times w$  image costs the computation of one application of the filter bank plus  $O(kghw)$  operations.

## 3 Learning the filters

Given a set of  $x$ , we can learn the filters and the codes simultaneously. Several methods are available. A simple one is to alternate between updating the codes and updating the filters, as in K-SVD [1]:

1. Initialize  $k$   $h_f \times w_f$  filters  $\{w_1, \dots, w_k\}$ .
2. Solve for  $z$  as above.

3. For each filter  $w_j$ ,
  - find all locations in all the data images where  $w_j$  is activated
  - extract the  $h_f \times w_f$  patch  $E_p$  from the reconstruction via  $z$  at each activated point  $p$ .
  - remove the contribution of  $w_j$  from each  $E_p$  (i.e.  $E_p \leftarrow E_p - c_{(p,j)} w_j$ , where  $c_{(p,j)}$  was the activation determined by  $z$ ).
  - update  $w_j \leftarrow \text{PCA}(E_p)$
4. Repeat from step 2 until fixed number of iterations.

We note that the forward subproblem (finding  $Z$  with  $W$  fixed) is not convex, and so the alternation is not guaranteed to decrease the energy or to converge to even a local minimum. However, in practice, on image and audio data, this method generates good filters.

## 4 Some experiments

We train filters on three data sets: the AT&T face database, the motorcycles from a Caltech database, and the VOC PASCAL database. For all the images in all our experiments, we perform an additive contrast normalization: each image  $x$  is transformed into  $x' = x - x * b$ , where  $b$  is a  $5 \times 5$  averaging box filter. This is very nearly transforming  $x' = \nabla^2 x$ , that is, using the discrete Laplacian of the image instead of the image. Using the Laplacian would correspond to using the energy

$$\sum_x \|\nabla \left( \sum_j w_j * z_j - x \right)\|^2,$$

that is, the energy sees the difference between gradients, not intensities.

### 4.1 Faces

The AT&T face database, available at <http://www.cl.cam.ac.uk/research/dtg/attarchive/facedatabase> is a set of 400 images of 40 individuals. The faces are centered in each image. We resize each image to  $64 \times 64$  and contrast normalize. We train 8  $16 \times 16$  filters. After training the filters we find the feature maps of each image in the database, obtaining a new set of 400 8 channel images. We take the elementwise absolute value of each of the 8 channel images, and then average pool over  $8 \times 8$  blocks. We then train a new 16 element dictionary on the subsampled images. In figure 1 we display the first level filters, and the second level filters up to shifts of size 8 and sign changes of the first level filters..




Figure 1: First and second layer filters from faces



Figure 2: a contrast normalized face, and its reconstruction from 40 filter responses.

## 4.2 Caltech motorcycles

We also train on the motorbikes-side dataset, available at <http://www.vision.caltech.edu/html-files/arch> which consists of color images of various motorcycles. The motorcycles are centered in each image. We convert each image to gray level, resize to  $64 \times 64$ , and contrast normalize. We train 8  $16 \times 16$  filters. As before, we then train a new 16 element dictionary on the subsampled absolute value rectified responses of the first level. In figure 3 we display the first level filters, and the second level filters up to shifts of size 8 and sign changes of the first level filters..



Figure 3: First and second layer filters from motorcycles



Figure 4: A contrast normalized motorcycle, and its reconstruction from 40 filter responses.




Figure 5: First and second layer filters from natural images

### 4.3 Images from PASCAL VOC

We also show results trained on “unclassified” natural images from the PASCAL visual object challenge dataset available at <http://pascallin.ecs.soton.ac.uk/challenges/VOC/>. We randomly subsample 5000 grayscale images by a factor of 1 to 4, and then pick from each image a  $64 \times 64$  patch, and then contrast normalize. We train  $8 \times 8$  filters. We then train a new  $4 \times 4$  64 element dictionary on the subsampled absolute value rectified responses of the first level. In figure 5 we display the first level filters, and the second level filters up to shifts of size 8 and sign changes of the first level filters.

In order to show the dependence of the filters on the number of filters used, in figure 6 we display an 8, 16, and 64 element  $16 \times 16$  dictionary trained on the same set as above.

## References

- [1] M. Aharon, M. Elad, and A. Bruckstein. K-SVD: An algorithm for designing overcomplete dictionaries for sparse representation. *IEEE Transactions on Signal Processing*, 54(11):4311–4322, 2006.






Figure 6: Dictionaries with varying numbers of elements trained on natural images.

- [2] Francis R. Bach. Consistency of the group lasso and multiple kernel learning. *Journal of Machine Learning Research*, 9:1179–1225, 2008.
- [3] Sven Behnke. Discovering hierarchical speech features using convolutional non-negative matrix factorization. In *IJCNN*, pages 7–12, 2008.
- [4] Alfred M. Bruckstein, David L. Donoho, and Michael Elad. From sparse solutions of systems of equations to sparse modeling of signals and images. *SIAM Review*, 51(1):34–81, 2009.
- [5] Y. Boureau K. Gregor M. Mathieu Y. LeCun K. kavukcuoglu, P. Sermanet. Learning convolutional feature hierarchies for visual recognition. *Advances in NIPS*, 2010.
- [6] Stephane Mallat and Zhifeng Zhang. Matching pursuit with time-frequency dictionaries. *IEEE Transactions on Signal Processing*, 41:3397–3415, 1993.
- [7] Graham Taylor Matthew Zeiler, Dilip Krishnan and Rob Fergus. Hierarchical convolutional sparse image decomposition. In *The Twenty-Third IEEE Conference on Computer Vision and Pattern Recognition*, San Francisco, CA, June 2010.
- [8] B. Olshausen and D. Field. Sparse coding with an overcomplete basis set: A strategy employed by v1?, 1997.
- [9] Ming Yuan, Ming Yuan, Yi Lin, and Yi Lin. Model selection and estimation in regression with grouped variables. *Journal of the Royal Statistical Society, Series B*, 68:49–67, 2006.