

Performance Analysis and Design of Two Edge Type LDPC Codes for the BEC Wiretap Channel

Vishwambhar Rathi, Mattias Andersson, *Student Member, IEEE*, Ragnar Thobaben, *Member, IEEE*,
Joerg Kliewer, *Senior Member, IEEE*, Mikael Skoglund, *Senior Member, IEEE*

Abstract—We consider transmission over a wiretap channel where both the main channel and the wiretapper’s channel are Binary Erasure Channels (BEC). We propose a code construction method using two edge type Low-Density Parity-Check (LDPC) codes based on the coset encoding scheme. Using a standard LDPC ensemble with a given threshold over the BEC, we give a construction for a two edge type LDPC ensemble with the same threshold. If the given standard LDPC ensemble has degree two variable nodes, our construction gives rise to degree one variable nodes in the code used over the main channel. This results in zero threshold over the main channel. In order to circumvent this problem, we numerically optimize the degree distribution of the two edge type LDPC ensemble. We find that the resulting ensembles are able to perform close to the boundary of the rate-equivocation region of the wiretap channel.

There are two performance criteria for a coding scheme used over a wiretap channel: reliability and secrecy. The reliability measure corresponds to the probability of decoding error for the intended receiver. This can be easily measured using density evolution recursion. However, it is more challenging to characterize secrecy, corresponding to the equivocation of the message for the wiretapper. Méasson, Montanari, and Urbanke have shown how the equivocation can be measured for a broad range of standard LDPC ensembles for transmission over the BEC under the point-to-point setup. By generalizing the method of Méasson, Montanari, and Urbanke to two edge type LDPC ensembles, we show how the equivocation for the wiretapper can be computed. We find that relatively simple constructions give very good secrecy performance and are close to the secrecy capacity. However finding explicit sequences of two edge type LDPC ensembles which achieve secrecy capacity is a more difficult problem. We pose it as an interesting open problem.

I. INTRODUCTION

Wyner introduced the notion of a wiretap channel in [3] which is depicted in Figure 1. In general, the channel from Alice to Bob and the channel from Alice to Eve can be any discrete memoryless channels. In this paper we will restrict ourselves to the setting where both channels are Binary Erasure Channels (BEC). We denote a BEC with erasure probability ϵ by $\text{BEC}(\epsilon)$. In a wiretap channel, Alice communicates

a message \underline{S} , which is chosen uniformly at random from the message set \mathcal{S} , to Bob through the main channel which is a $\text{BEC}(\epsilon_m)$. Alice performs this task by encoding \underline{S} as an n bit vector \underline{X} and transmitting \underline{X} across $\text{BEC}(\epsilon_m)$. Bob receives a noisy version of \underline{X} which is denoted by \underline{Y} . Eve observes \underline{X} via the wiretapper’s channel $\text{BEC}(\epsilon_w)$ and receives a noisy version of \underline{X} denoted by \underline{Z} . We denote such a wiretap channel by $\text{BEC-WT}(\epsilon_m, \epsilon_w)$.

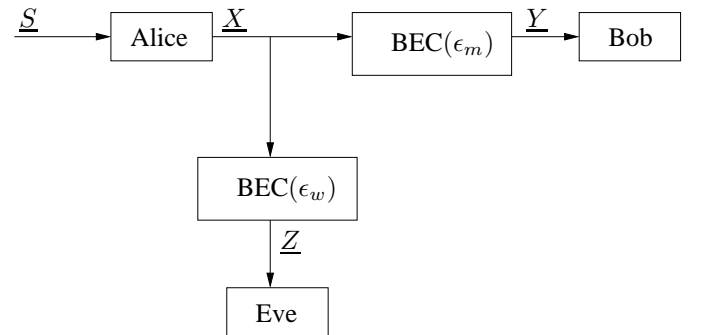


Fig. 1. A BEC wiretap channel.

The encoding of a message \underline{S} by Alice should be such that Bob is able to decode \underline{S} reliably and \underline{Z} provides as little information as possible to Eve about \underline{S} .

A detailed information theoretic overview of general wiretap channels can be found in [4]. In [5], [6] the authors have given code design criteria using sparse graph codes. Their approach is based on a coset coding scheme using nested codes [7]. In [8] the authors have suggested a coding scheme for the BEC-WT that guarantees strong secrecy for a noiseless main channel and some range of ϵ_w using duals of sparse graph codes. In [9] it was shown that random linear codes can achieve the secrecy capacity over the binary symmetric wiretap channel and an upper bound on the information leakage was derived. Recently it has been shown that using Arikan’s polar codes [10], it is possible to achieve the whole rate-equivocation region [11], [12], [13], [14].

We propose a code construction method using two edge type LDPC codes based on the coset encoding scheme. The *threshold* of a code (or an ensemble) for transmission over the BEC is the largest erasure probability for which reliable communication is possible. Using a standard LDPC ensemble with a given threshold over the BEC, we give a construction for a two edge type LDPC ensemble with the same threshold. Thus if the standard LDPC ensemble is capacity achieving over the wiretapper’s channel, our construction of the two

V. Rathi is with Nvidia Corporations. This work was done when he was with the School of Electrical Engineering and the ACCESS Linnaeus Centre, KTH Royal Institute of Technology, Stockholm, Sweden (email:vrathi@gmail.com).

M. Andersson, R. Thobaben, and M. Skoglund are with the School of Electrical Engineering and the ACCESS Linnaeus Centre, KTH Royal Institute of Technology, Stockholm, Sweden (e-mail: amattias, ragnar.thobaben, skoglund@ee.kth.se).

J. Kliewer is with the Klipsch School of Electrical and Computer Engineering, New Mexico State University, Las Cruces, NM 88003, USA (e-mail: jkliewer@nmsu.edu).

Part of this work has appeared as conference papers in [1], [2].

This work has been supported in part by U.S. National Science Foundation grants CCF-0830666 and CCF-1017632.

edge type LDPC ensemble guarantees perfect secrecy. Hence it achieves secrecy capacity if $\epsilon_m = 0$ i.e. the main channel is noiseless.

However, our construction cannot guarantee reliability over the main channel if $\epsilon_m > 0$ and the given standard LDPC ensemble has degree two variable nodes. This is because our approach gives rise to degree one variable nodes in the code used over the main channel. This results in zero threshold over the main channel. In order to circumvent this problem, we numerically optimize the degree distribution of the two edge type LDPC ensemble. We find that the resulting codes approach the rate-equivocation region of the wiretap channel. For example, for the BEC-WT(0.5, 0.6) we find ensembles that achieve the points $(R_{ab}, R_e) = (0.0999064, 0.0989137)$ and $(R_{ab}, R_e) = (0.498836, 0.0989137)$ which are very close to the best achievable points $B = (0.1, 0.1)$ and $C = (0.5, 0.1)$ as depicted in Figure 2. The definitions of R_{ab} , R_e , and a description of Figure 2 are given in Section II.

Note that reliability, which corresponds to the probability of decoding error for the intended receiver, can be easily measured using density evolution recursion. However secrecy, which is given by the equivocation of the message conditioned on the wiretapper's observation, can not be easily calculated. Méasson, Montanari, and Urbanke have derived a method to measure equivocation for a broad range of standard LDPC ensembles for point-to-point transmission over the BEC [15]. From now onwards we call it the MMU method¹. The MMU method was extended to non-binary LDPC codes for transmission over the BEC in [16], [17]. By generalizing the MMU method for two edge type LDPC ensembles, we show how the equivocation for the wiretapper can be computed. We find that relatively simple constructions give very good secrecy performance and are close to the secrecy capacity.

Our paper is organized in the following way. In Section II, we give various definitions, describe the coset encoding method and two edge type LDPC ensembles, and give the density evolution recursion for two edge type LDPC ensembles. Section III contains the code design and optimization for the BEC wiretap channel BEC-WT(ϵ_m, ϵ_w). In Section IV, we show that the task of computing the equivocation is equivalent to generalizing the MMU method for two edge type LDPC ensemble for point-to-point transmission over the BEC. We generalize the MMU method for two edge type LDPC ensemble in Section V. In Section VI we present various examples to elucidate the computation of equivocation and show that our optimized degree distributions also approach the information theoretic equivocation limit. Finally, we conclude in VII with some discussion and open problems.

II. CODE CONSTRUCTION

We first define a code for the wiretap channel.

Definition 1 (Code for Wiretap Channel). *A code of rate R_{ab} with block length n for the wiretap channel is given by a message set \mathcal{S} of cardinality $|\mathcal{S}| = 2^{nR_{ab}}$, and a set of disjoint*

¹We call it the MMU method in acknowledgment of Méasson, Montanari, and Urbanke, the authors of [15].

sub-codes $\{\mathcal{C}(\underline{s}) \subset \mathcal{X}^n\}_{\underline{s} \in \mathcal{S}}$. messages. To encode the message $\underline{s} \in \mathcal{S}$, Alice chooses one of the codewords in $\mathcal{C}(\underline{s})$ uniformly at random and transmits it. Bob uses a decoder $\phi : \mathcal{Y}^n \rightarrow \mathcal{S}$ to determine which message was sent.

We now define the achievability of rate of communication from Alice to Bob and equivocation of the message from Alice to Bob for Eve.

Definition 2 (Achievability of Rate-Equivocation). *A rate-equivocation pair (R_{ab}, R_e) is said to be achievable if $\forall \epsilon > 0$, there exists a sequence of codes of rate R_{ab} of length n and decoders ϕ_n such that the following reliability and secrecy criteria are satisfied.*

$$\text{Reliability: } \lim_{n \rightarrow \infty} P(\phi_n(\underline{Y}) \neq \underline{S}) < \epsilon, \quad (1)$$

$$\text{Secrecy: } \liminf_{n \rightarrow \infty} \frac{1}{n} H(\underline{S}|\underline{Z}) > R_e - \epsilon. \quad (2)$$

Note that we use the weak notion of secrecy as opposed to the strong notion [4]. With a slight abuse of terminology, when we say equivocation we mean the normalized equivocation as defined in the LHS of (2). From the achievable rate-equivocation region for general wiretap channels given in [3], the set of achievable pairs (R_{ab}, R_e) for the BEC-WT(ϵ_m, ϵ_w) is given by

$$R_e \leq R_{ab} \leq 1 - \epsilon_m, \quad 0 \leq R_e \leq \epsilon_w - \epsilon_m. \quad (3)$$

The rate region described by (3) is depicted in Figure 2.

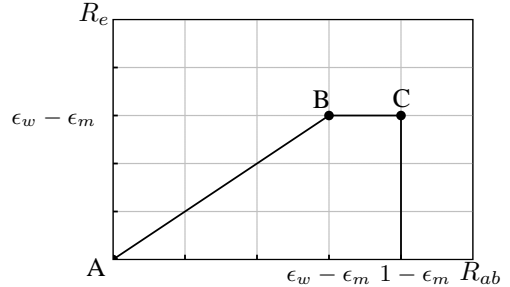


Fig. 2. Achievable rate equivocation region for BEC-WT(ϵ_m, ϵ_w).

The line segment AB in Figure 2 corresponds to perfect secrecy.

Definition 3 (Perfect Secrecy and Secrecy Capacity [3]). *The points in the achievable region where $R_{ab} = R_e$ correspond to perfect secrecy i.e. for these points $I(\underline{Z}; \underline{S})/n \rightarrow 0$. The highest achievable rate R_{ab} at which we can achieve perfect secrecy is called the secrecy capacity and we denote it by C_S .*

For the BEC-WT(ϵ_w, ϵ_m), we have $C_S = \epsilon_w - \epsilon_m$. We now describe the coset encoding and syndrome decoding method. Let H be an $n(1 - R) \times n$ LDPC matrix. Let \mathcal{C} be the code whose parity-check matrix is H . Let H_1 and H_2 be the submatrices of H such that

$$H = \begin{bmatrix} H_1 \\ H_2 \end{bmatrix},$$

where H_1 is an $n(1 - R_1) \times n$ matrix. Clearly, $R_1 > R$. Let \mathcal{C}_1 be the code with parity-check matrix H_1 . \mathcal{C} is the coarse code and \mathcal{C}_1 is the fine code in the nested code $(\mathcal{C}_1, \mathcal{C})$ [7].

Also, \mathcal{C}_1 is partitioned into $2^{n(R_1-R)}$ disjoint subsets given by the cosets of \mathcal{C} . Alice uses the *coset encoding method* to communicate her message to Bob which we now describe.

Definition 4 (Coset Encoding Method). *Assume that Alice wants to transmit a message whose binary representation is given by an $n(R_1 - R)$ -bit vector \underline{S} . To do this she performs coset encoding by transmitting \underline{X} , which is a randomly chosen solution of*

$$\begin{bmatrix} H_1 \\ H_2 \end{bmatrix} \underline{X} = [0 \cdots 0 \underline{S}]^T.$$

Bob uses the following *syndrome decoding* to retrieve the message from Alice.

Definition 5 (Syndrome Decoding). *After observing \underline{Y} , Bob obtains an estimate $\hat{\underline{X}}$ for \underline{X} using the parity check equations $H_1 \hat{\underline{X}} = 0$. Then he computes an estimate $\hat{\underline{S}}$ for \underline{S} as $\hat{\underline{S}} = H_2 \hat{\underline{X}}$, where $\hat{\underline{S}}$ is the syndrome of $\hat{\underline{X}}$ with respect to the matrix H_2 .*

A natural candidate for coset encoding is a two edge type LDPC code [18]. A two edge type matrix H has form

$$H = \begin{bmatrix} H_1 \\ H_2 \end{bmatrix}. \quad (4)$$

The two types of edges are the edges connected to check nodes in H_1 and those connected to check nodes in H_2 . An example of a two edge type LDPC code is shown in Figure 3.

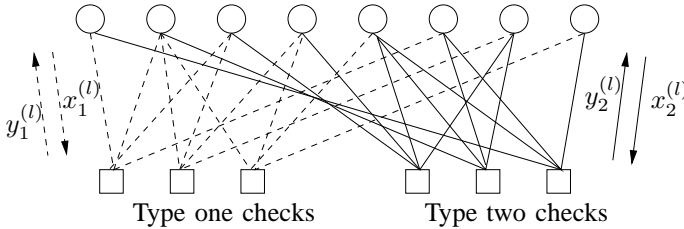


Fig. 3. Two edge type LDPC code.

We now define the degree distribution of a two edge type LDPC ensemble. Let $\lambda_{l_1 l_2}^{(j)}$ denote the fraction of type j ($j = 1$ or 2) edges connected to variable nodes with l_1 outgoing type one edges and l_2 outgoing type two edges. The fraction $\lambda_{l_1 l_2}^{(j)}$ is calculated with respect to the total number of type j edges. Let $\Lambda_{l_1 l_2}$ be the fraction of variable nodes with l_1 outgoing edges of type one and l_2 outgoing edges of type two. This gives the following relationships between Λ , $\lambda^{(1)}$, and $\lambda^{(2)}$,

$$\lambda_{l_1 l_2}^{(1)} = \frac{l_1 \Lambda_{l_1 l_2}}{\sum_{i_1, i_2} i_1 \Lambda_{i_1 i_2}}, \quad (5)$$

$$\lambda_{l_1 l_2}^{(2)} = \frac{l_2 \Lambda_{l_1 l_2}}{\sum_{i_1, i_2} i_2 \Lambda_{i_1 i_2}}, \quad (6)$$

$$\Lambda_{l_1 l_2} = \frac{\lambda_{l_1 l_2}^{(1)}}{\sum_{i_1, i_2} \frac{\lambda_{i_1 i_2}^{(1)}}{i_1}} = \frac{\lambda_{l_1 l_2}^{(2)}}{\sum_{i_1, i_2} \frac{\lambda_{i_1 i_2}^{(2)}}{i_2}}. \quad (7)$$

Similarly, let $\rho_r^{(j)}$ and $\Gamma_r^{(j)}$ denote the degree distribution of type j edges on the check node side from the edge and node

perspective respectively. Note that only one type of edges is connected to a particular check node. $\Gamma_r^{(j)}$ and $\rho_r^{(j)}$ are related as follows,

$$\rho_r^{(j)} = \frac{r \Gamma_r^{(j)}}{\sum_i i \Gamma_i^{(j)}}, \quad (8)$$

$$\Gamma_r^{(j)} = \frac{\rho_r^{(j)}}{\sum_i \frac{\rho_i^{(j)}}{i}}. \quad (9)$$

An equivalent definition of the degree distribution is given by the following polynomials:

$$\Lambda(x, y) = \sum_{l_1, l_2} \Lambda_{l_1 l_2} x^{l_1} y^{l_2}, \quad (10)$$

$$\lambda^{(1)}(x, y) = \sum_{l_1, l_2} \lambda_{l_1 l_2}^{(1)} x^{l_1-1} y^{l_2}, \quad (11)$$

$$\lambda^{(2)}(x, y) = \sum_{l_1, l_2} \lambda_{l_1 l_2}^{(2)} x^{l_1} y^{l_2-1}, \quad (12)$$

$$\Gamma^{(j)}(x) = \sum_r \Gamma_r^{(j)} x^r, \quad j = 1, 2, \quad (13)$$

$$\rho^{(j)}(x) = \sum_r \rho_r^{(j)} x^{r-1}, \quad j = 1, 2. \quad (14)$$

Like the standard LDPC ensemble of [19], the two edge type LDPC ensemble with block length n and degree distribution $\{\lambda^{(1)}, \lambda^{(2)}, \rho^{(1)}, \rho^{(2)}\}$ ($\{\Lambda, \Gamma^{(1)}, \Gamma^{(2)}\}$ from node perspective) is the collection of all bipartite graphs satisfying the degree distribution constraints, where we allow multiple edges between two nodes. We will denote a *left regular* two edge type LDPC ensemble for which $\Lambda(x, y) = x^{l_1} y^{l_2}$ by $\{l_1, l_2, \Gamma^{(1)}, \Gamma^{(2)}\}$.

Consider the two edge type LDPC ensemble $\{\Lambda, \Gamma^{(1)}, \Gamma^{(2)}\}$. If we consider the ensemble of the subgraph induced by one particular type of edges then it is easy to see that the resulting ensemble is the standard LDPC ensemble and we can easily calculate its degree distribution. Let $\{\Lambda^{(j)}, \Gamma^{(j)}\}$ be the degree distribution from node perspective ($\{\lambda^{(j)}, \rho^{(j)}\}$ from edge perspective) of the ensemble induced by type j edges, $j = 1, 2$. Then $\Lambda^{(j)}$, for $j = 1, 2$, is given by

$$\Lambda_{l_1}^{(1)} = \sum_{l_2} \Lambda_{l_1 l_2}, \quad \Lambda_{l_2}^{(2)} = \sum_{l_1} \Lambda_{l_1 l_2}. \quad (15)$$

The corresponding polynomials are defined as

$$\Lambda^{(1)}(x) = \sum_i \Lambda_i^{(1)} x^i, \quad \Lambda^{(2)}(x) = \sum_i \Lambda_i^{(2)} x^i. \quad (16)$$

To illustrate the relationship between various degree distributions, we consider a two edge type LDPC ensemble with degree distribution

$$\begin{aligned} \Lambda(x, y) &= 0.2x^3y^4 + 0.4x^3y^5 + 0.4x^6y^6, \\ \Gamma^{(1)}(x) &= 0.6x^7 + 0.4x^8, \\ \Gamma^{(2)}(x) &= x^{10}. \end{aligned}$$

Using (5), (6), (7), (8), (9), and (15), we obtain

$$\begin{aligned}\lambda^{(1)}(x, y) &= \frac{1}{7}x^2y^4 + \frac{2}{7}x^2y^5 + \frac{4}{7}x^5y^6, \\ \lambda^{(2)}(x, y) &= \frac{2}{13}x^3y^3 + \frac{5}{13}x^3y^4 + \frac{6}{13}x^6y^5, \\ \rho^{(1)}(x) &= \frac{21}{37}x^6 + \frac{16}{37}x^7, \\ \rho^{(2)}(x) &= x^9, \\ \Lambda^{(1)}(x) &= 0.6x^3 + 0.4x^6, \\ \Lambda^{(2)}(x) &= 0.2x^4 + 0.4x^5 + 0.4x^6.\end{aligned}$$

We now derive the density evolution equations for two edge type LDPC ensembles, assuming that transmission takes place over the BEC(ϵ). Let $x_j^{(l)}$ denote the probability that a message from a variable node to a check node on an edge of type j in iteration l is erased. Clearly,

$$x_j^{(1)} = \epsilon, \quad j = 1, 2. \quad (17)$$

In the same way let $y_j^{(l)}$ be the probability that a message from a check node to a variable node on an edge of type j in iteration l is erased. This probability is

$$y_j^{(l)} = 1 - \rho^{(j)}(1 - x_j^{(l)}), \quad j = 1, 2. \quad (18)$$

Using this we can write down the following recursions for $x_j^{(l)}$:

$$x_1^{(l+1)} = \epsilon\lambda^{(1)}(y_1^{(l)}, y_2^{(l)}) \quad (19)$$

$$x_2^{(l+1)} = \epsilon\lambda^{(2)}(y_1^{(l)}, y_2^{(l)}). \quad (20)$$

We denote the binary entropy function by

$$h(x) \triangleq -x \log_2(x) - (1-x) \log_2(1-x).$$

The indicator variable $\mathbb{1}_{\{S\}}$ corresponding to a statement S is given by

$$\mathbb{1}_{\{S\}} = \begin{cases} 1 & \text{if } S \text{ is True,} \\ 0 & \text{Otherwise.} \end{cases}$$

By $\text{coef}\{\sum_i F_i D^i, D^j\}$ we mean the coefficient of D^j in the formal power sum $\sum_i F_i D^i$, i.e. $\text{coef}\{\sum_i F_i D^i, D^j\} = F_j$.

In the next section, we show how the degree distribution of a two edge type LDPC ensemble can be chosen such that it has the same density evolution recursion as that of a given standard LDPC ensemble. We also numerically optimize the degree distribution of two edge type LDPC ensembles and show that we can approach points on the boundary of the achievable rate-equivocation region.

III. DESIGN AND OPTIMIZATION

As the density evolution recursion is a two dimensional recursion for two edge type LDPC ensembles, it is difficult to analyze. Thus we look for degree distributions which reduce the two dimensional recursion to a single dimension. This will enable us to use density evolution recursion for standard LDPC ensembles over the BEC, which has been very well studied. In the following theorem, we accomplish this task.

Theorem III.1. *Let (λ, ρ) be a standard LDPC degree distribution with design rate R and threshold ϵ^* over the BEC. Then the following assignment,*

$$\rho^{(1)}(x) = \rho^{(2)}(x) = \rho(x), \quad (21)$$

$$\lambda_{ll}^{(1)} = \lambda_{ll}^{(2)} = \lambda_{2l}, \quad (22)$$

$$\lambda_{ll+1}^{(1)} = \lambda_{ll+1}^{(2)} = \frac{l}{2l+1}\lambda_{2l+1}, \quad (23)$$

$$\lambda_{l+1l}^{(1)} = \lambda_{l+1l}^{(2)} = \frac{l+1}{2l+1}\lambda_{2l+1}, \quad (24)$$

$$\lambda_{l_1 l_2}^{(1)} = \lambda_{l_1 l_2}^{(2)} = 0, \quad |l_1 - l_2| > 1, \quad (25)$$

ensures that the two edge type LDPC ensemble $\{\lambda^{(1)}, \lambda^{(2)}, \rho^{(1)}, \rho^{(2)}\}$ also has design rate R and threshold ϵ^ .*

Proof: Assume that we choose $\lambda^{(1)}, \lambda^{(2)}, \rho^{(1)}$, and $\rho^{(2)}$ such that (21) and the following relation

$$\lambda^{(1)}(x, x) = \lambda^{(2)}(x, x) = \lambda(x). \quad (26)$$

is satisfied. Note that since

$$\begin{aligned}\lambda^{(j)}(x, x) &= \sum_{l_1, l_2} \lambda_{l_1 l_2}^{(j)} x^{l_1 + l_2 - 1} \\ &= \sum_k \left(\sum_{l_1 + l_2 = k} \lambda_{l_1 l_2}^{(j)} \right) x^{k-1},\end{aligned}$$

(26) implies

$$\sum_{l_1 + l_2 = k} \lambda_{l_1 l_2}^{(1)} = \sum_{l_1 + l_2 = k} \lambda_{l_1 l_2}^{(2)} \quad \forall k. \quad (27)$$

From the density evolution recursion for two edge type LDPC ensembles given in (17), (18), (19), and (20), we see that (21) ensures that $y_1^{(l)} = y_2^{(l)}$ whenever $x_1^{(l)} = x_2^{(l)}$ and (26) ensures $x_1^{(l+1)} = x_2^{(l+1)}$ whenever $y_1^{(l)} = y_2^{(l)}$. Since $x_j^{(1)} = \epsilon$, by induction we see that $x_1^{(l)} = x_2^{(l)}$ and $y_1^{(l)} = y_2^{(l)}$ for $l \geq 1$. Thus we can reduce the two dimensional density evolution recursion to the one dimensional density evolution recursion for standard LDPC ensemble

$$x^{(l+1)} = \epsilon\lambda(1 - \rho(1 - x^{(l)})), \quad (28)$$

where $\lambda(x) = \sum_k \lambda_k x^{k-1}$,

$$\lambda_k = \sum_{l_1 + l_2 = k} \lambda_{l_1 l_2}^{(1)}, \quad (29)$$

and we have dropped the subscript of x as $x_1^{(l)} = x_2^{(l)}$. Note that by (22), (23), (24), and (25)

$$\frac{\lambda_{l_1 l_2}^{(1)}}{l_1} = \frac{\lambda_{l_1 l_2}^{(2)}}{l_2} \quad \forall l_1, l_2. \quad (30)$$

This ensures that (7) is fulfilled.

We now show that (22), (23), (24), and (25) guarantees that $\lambda^{(1)}(x, x) = \lambda^{(2)}(x, x) = \lambda(x)$. Then the two dimensional density evolution recursion becomes the one dimensional

recursion in (28) and the two type edge ensemble will have the same threshold as the standard LDPC ensemble. We have

$$\begin{aligned}
\lambda^{(1)}(x, x) &= \sum_{l_1, l_2} \lambda_{l_1 l_2}^{(1)} x^{l_1 + l_2 - 1}, \\
&\stackrel{(a)}{=} \sum_l \left(\lambda_{ll+1}^{(1)} x^{2l} + \lambda_{ll}^{(1)} x^{2l-1} + \lambda_{l+1l}^{(1)} x^{2l} \right), \\
&\stackrel{(b)}{=} \sum_l \left(\frac{l}{2l+1} \lambda_{2l+1} x^{2l} + \lambda_{2l} x^{2l-1} \right) + \\
&\quad \sum_l \frac{l+1}{2l+1} \lambda_{2l+1} x^{2l}, \\
&= \sum_l \left(\lambda_{2l+1} x^{2l} + \lambda_{2l} x^{2l-1} \right), \\
&= \lambda(x),
\end{aligned}$$

where (a) is due to (25) and (b) is due to (22)–(24). The proof for $\lambda^{(2)}(x, x)$ is done in the same way.

We now show that the design rate of the resulting two edge type LDPC ensemble is the same as the design rate of the given standard LDPC ensemble. The design rate of the two edge type ensemble is

$$R_{\text{des}} = 1 - (m_1 + m_2)/n$$

where m_j is the number of parity checks of type j and n is the number of variable nodes. If we let d_{avg} denote the average check node degree (same for both the types because of (21)) and count the number of type j edges in two different ways, we get

$$n \sum_{l_1, l_2} l_j \Lambda_{l_1 l_2} = m_j d_{\text{avg}}, \quad j = 1, 2.$$

or

$$\begin{aligned}
\frac{m_j}{n} &= \frac{\sum_{l_1, l_2} l_j \Lambda_{l_1 l_2}}{d_{\text{avg}}}, \\
&\stackrel{(a)}{=} \frac{1}{d_{\text{avg}}} \frac{\sum_{l_1, l_2} l_j \frac{\lambda_{l_1 l_2}^{(j)}}{l_j}}{\sum_{l_1, l_2} \frac{\lambda_{l_1 l_2}^{(j)}}{l_j}}, \\
&\stackrel{(b)}{=} \frac{1}{d_{\text{avg}}} \frac{1}{\sum_{l_1, l_2} \frac{\lambda_{l_1 l_2}^{(j)}}{l_j}},
\end{aligned}$$

where (a) is due to (7) and (b) follows since the $\lambda_{l_1 l_2}^{(1)}$ sum to 1. The design rate then becomes

$$\begin{aligned}
R_{\text{des}} &= 1 - (m_1 + m_2)/n, \\
&= 1 - \frac{1}{d_{\text{avg}}} \left(\frac{1}{\sum_{l_1, l_2} \frac{\lambda_{l_1 l_2}^{(1)}}{l_1}} + \frac{1}{\sum_{l_1, l_2} \frac{\lambda_{l_1 l_2}^{(2)}}{l_2}} \right), \\
&\stackrel{(a)}{=} 1 - \frac{2}{d_{\text{avg}}} \left(\frac{1}{\sum_{l_1, l_2} \frac{\lambda_{l_1 l_2}^{(1)}}{l_1}} \right), \\
&\stackrel{(b)}{=} 1 - \frac{2}{d_{\text{avg}}} \left(\frac{1}{\sum_l \left(\frac{\lambda_{2l+1}}{2l+1} + \frac{\lambda_{2l}}{l} + \frac{\lambda_{2l+1}}{2l+1} \right)} \right),
\end{aligned}$$

$$\begin{aligned}
&= 1 - \frac{1}{d_{\text{avg}}} \frac{1}{\sum_l \left(\frac{\lambda_{2l+1}}{2l+1} + \frac{\lambda_{2l}}{2l} \right)}, \\
&= 1 - \frac{1}{d_{\text{avg}}} \frac{1}{\sum_l \frac{\lambda_l}{l}},
\end{aligned}$$

where (a) is due to (30) and (b) follows using (22) - (25). Since this expression is the same as the design rate of the standard LDPC ensemble (λ, ρ) , we have shown that the two edge type LDPC ensemble has design rate R . This completes the proof of the theorem. ■

To compute the threshold achievable on the main channel, we need to compute the threshold of the ensemble of parity-check matrices H_1 corresponding to type one edges. The ensemble of matrices H_1 is a standard LDPC ensemble and its degree distribution can be easily calculated from the degree distribution of the two edge type ensemble. Hence we can easily compute its threshold.

Since all capacity approaching sequences of degree distributions have some degree two variable nodes, because of (22) we see that our construction will have some degree one variable nodes in the matrix H_1 . This means that the threshold over the main channel will be zero. To get around this problem we use linear programming methods to find good degree distributions for two edge type LDPC ensembles based on their two dimensional density evolution recursion.

First we optimize the degree distribution of H_1 for the main channel using the methods described in [20] and obtain a good ensemble $(\Lambda^{(1)}, \Gamma^{(1)})$.

For a given two edge type ensemble we can find the corresponding one edge type ensemble for H_1 by summing over the second index, since the fraction of variable nodes with l_1 outgoing type one edges is given by $\sum_{l_2} \Lambda_{l_1 l_2}$. To fix the degree distribution of H_1 we then impose the constraint

$$\sum_{l_2} \Lambda_{l_1 l_2} = \Lambda_{l_1}^{(1)} \text{ for all } l_1.$$

For successful decoding we further impose the two constraints $x_1^{(l+1)} \leq x_1^{(l)}$ and $x_2^{(l+1)} \leq x_2^{(l)}$ which can be written as

$$\begin{aligned}
x_1 &\geq \epsilon \lambda^{(1)}(y_1, y_2) \\
&= \epsilon \sum_{l_1, l_2} \lambda_{l_1 l_2}^{(1)} y_1^{l_1-1} y_2^{l_2} \\
&= \epsilon \sum_{l_1, l_2} \frac{l_1 \Lambda_{l_1, l_2}}{\sum_{k_1, k_2} k_1 \Lambda_{k_1, k_2}} y_1^{l_1-1} y_2^{l_2},
\end{aligned}$$

where we have used (5) in the last step, and y_1, y_2 are given by

$$y_j = 1 - \rho_j(1 - x_j), \quad j = 1, 2.$$

This simplifies to the linear constraint

$$0 \leq \sum_{l_1, l_2} l_1 (x_1 - \epsilon y_1^{l_1-1} y_2^{l_2}) \Lambda_{l_1 l_2}. \quad (31)$$

The corresponding constraint for x_2 is

$$0 \leq \sum_{l_1, l_2} l_1 (x_2 - \epsilon y_1^{l_1} y_2^{l_2-1}) \Lambda_{l_1 l_2}. \quad (32)$$

The design rate can be written as

$$R_{\text{des}} = 1 - \frac{\sum_{l_1, l_2} l_1 \Lambda_{l_1 l_2}}{\sum_{l_1} l_1 \Gamma_{l_1}^{(1)}} - \frac{\sum_{l_1, l_2} l_2 \Lambda_{l_1 l_2}}{\sum_{l_2} l_2 \Gamma_{l_2}^{(2)}},$$

where the term $\frac{\sum_{l_1, l_2} l_1 \Lambda_{l_1 l_2}}{\sum_{l_1} l_1 \Gamma_{l_1}^{(1)}}$ is a constant because of the fixed degree distribution of H_1 . If $\Gamma^{(2)}$ is fixed we see that maximizing the design rate is the same as minimizing $\sum_{l_1, l_2} l_2 \Lambda_{l_1 l_2}$. Thus we end up with the following linear program, which we will solve iteratively:

$$\text{minimize } \sum_{l_1, l_2} l_2 \Lambda_{l_1 l_2} \quad (33)$$

subject to

$$\sum_{l_2} \Lambda_{l_1 l_2} = \Lambda_{l_1}^{(1)}, \quad l_1 = 2, \dots, I \quad (34)$$

$$\sum_{l_1, l_2} l_1 (x_1(k) - \epsilon y_1(k)^{l_1-1} y_2(k)^{l_2}) \Lambda_{l_1 l_2} \geq 0, \quad k = 1, \dots, K \quad (35)$$

$$\sum_{l_1, l_2} l_1 (x_2(k) - \epsilon y_1(k)^{l_1} y_2(k)^{l_2-1}) \Lambda_{l_1 l_2} \geq 0, \quad k = 1, \dots, K, \quad (36)$$

where I is the largest degree in $\Lambda^{(1)}(x)$. Since the constraints (31) and (32) correspond to infinitely many constraints we replace them by the first K steps of the density evolution path followed by the degree distribution used in the previous iteration. Thus the points $\{x_1(k), x_2(k)\}_{k=1}^K$ are chosen by generating a distribution Λ_0 and then running the density evolution recursion

$$x_1^{(1)} = x_2^{(1)} = \epsilon, \quad (37)$$

$$x_1^{(l+1)} = \epsilon \lambda_0^{(1)}(y_1^{(l)}, y_2^{(l)}), \quad (38)$$

$$x_2^{(l+1)} = \epsilon \lambda_0^{(2)}(y_1^{(l)}, y_2^{(l)}), \quad (39)$$

K times. The program is then solved repeatedly, each time updating $\{x_1(k), x_2(k)\}_{k=1}^K$. This process is repeated several times for different check node degree distributions $\Gamma^{(2)}$ until there is negligible improvement in rate. The complete optimization procedure is summarized in the following steps.

- 1) Find an optimized degree distribution $(\Lambda^{(1)}, \Gamma^{(1)})$ of H_1 for the main channel using the methods described in [20]. Fix a check node degree distribution $\Gamma^{(2)}$ corresponding to type two edges.
- 2) Choose a two edge type variable node degree distribution Λ which satisfies (34).
- 3) Generate K density evolution points $\{x_1(k), x_2(k)\}_{k=1}^K$ by using (37), (38), and (39).
- 4) Solve the linear program given by (33), (34), (35), and (36).
- 5) Repeat Step 3) and Step 4) until there is negligible improvement in rate.

As mentioned before, we repeat the optimization procedure for several $\Gamma^{(2)}$. A good choice of $\Gamma^{(2)}$ is either regular or with two different degrees.

We now present some optimized degree distributions obtained by this method. We use the following degree distribution

Standard LDPC Degree Distribution 1.

$$\begin{aligned} \Lambda^{(1)}(x) &= 0.5572098x^2 + 0.1651436x^3 + 0.07567923x^4 \\ &\quad + 0.0571348x^5 + .043603x^7 + 0.02679802x^8 \\ &\quad + 0.013885518x^{13} + 0.0294308x^{14} + 0.02225301x^{31} \\ &\quad + 0.00886105x^{100}, \\ \Gamma^{(1)}(x) &= 0.25x^9 + 0.75x^{10} \end{aligned}$$

as the ensemble $(\Lambda^{(1)}, \Gamma^{(1)})$ for the main channel. It has rate 0.498826, threshold 0.5, and multiplicative gap to capacity $(1 - \epsilon - R_{\text{des}})/(1 - \epsilon) = 0.00232857$. We use it to obtain two optimized degree distributions, one for $\epsilon_w = 0.6$ and one for $\epsilon_w = 0.75$.

The degree distribution for the ensemble optimized for BEC-WT(0.5, 0.6) is given by

Two Edge Type Degree Distribution 1.

$$\begin{aligned} \Lambda(x, y) &= 0.463846x^2 + 0.0814943x^2y + 0.0118691x^2y^2 \\ &\quad + 0.14239x^3 + 0.0201658x^3y + 0.00258812x^3y^2 \\ &\quad + 0.0292241x^4 + 0.0464551x^4y + 0.0564162x^5 \\ &\quad + 0.000718585x^5y + 0.0436039x^7y \\ &\quad + 0.0258926x^8y + 0.000905503x^8y^2 \\ &\quad + 0.00631474x^{13}y^2 + 0.00757076x^{13}y^5 \\ &\quad + 0.011051x^{14}y + 0.0173718x^{14}y^2 \\ &\quad + 0.00100807x^{14}y^5 + 0.00240762x^{31} \\ &\quad + 0.0012626x^{31}y^4 + 0.0185828x^{31}y^5 \\ &\quad + 0.000326117x^{100}y^4 + 0.00383319x^{100}y^{17} \\ &\quad + 0.00470174x^{100}y^{18}, \end{aligned}$$

$$\Gamma^{(1)}(x) = 0.25x^9 + 0.75x^{10},$$

$$\Gamma^{(2)}(x) = x^6.$$

This ensemble has design rate 0.39893, threshold 0.6, and the multiplicative gap to capacity is 0.00267632. The rate R_{ab} from Alice to Bob is 0.099906 bits per channel use (b.p.c.u.) and R_e , the equivocation of Eve, is 0.0989137 b.p.c.u. However both R_{ab} is very close to the secrecy capacity $C_S = 0.1$ b.p.c.u., and R_e is very close to R_{ab} .

The degree distribution for the ensemble optimized for BEC-WT(0.5, 0.75) is given by

Two Edge Type Degree Distribution 2.

$$\begin{aligned} \Lambda(x, y) &= 0.367823x^2 + 0.166244x^2y + 0.0231428x^2y^2 \\ &\quad + 0.125727x^3 + 0.0394166x^3y + 0.00286773x^4 \\ &\quad + 0.0728115x^4y + 0.0571348x^5y \\ &\quad + 0.0300989x^7y^2 + 0.013505x^7y^3 \\ &\quad + 0.0196622x^8y^3 + 0.00713582x^8y^4 \\ &\quad + 0.000565918x^{13}y^2 + 0.0133196x^{13}y^5 \\ &\quad + 0.0149732x^{14}y^2 + 0.0132215x^{14}y^5 \\ &\quad + 0.0012361x^{14}y^6 + 0.00490831x^{31}y^8 \\ &\quad + 0.0173447x^{31}y^9 + 0.00130606x^{100}y^{17} \\ &\quad + 0.00498932x^{100}y^{30} + 0.00256567x^{100}y^{31}, \end{aligned}$$

$$\Gamma^{(1)}(x) = 0.25x^9 + 0.75x^{10},$$

$$\Gamma^{(2)}(x) = 0.25x^4 + 0.75x^5.$$

This ensemble has design rate 0.248705 and threshold 0.75. The multiplicative gap to capacity is 0.00518359. The rate R_{ab} from Alice to Bob is 0.250131 b.p.c.u. and R_e , the equivocation of Eve, is 0.248837 b.p.c.u. Note that the secrecy capacity C_s for this channel is 0.25 b.p.c.u. Thus the obtained point is slight to the right and below of point B in Figure 2.

As mentioned earlier, computing the equivocation of Eve is not as straightforward as computing the reliability on the main channel. In the next section we show how to compute the equivocation of Eve by generalizing the methods from [15] to two edge type LDPC codes.

IV. PRELIMINARY RESULTS FOR COMPUTATION OF EQUIVOCATION

In order to compute the average equivocation of Eve over the erasure pattern and ensemble of codes, we generalize the MMU method of [15] to two edge type LDPC codes. In [15], the equivocation of standard LDPC ensembles for point-to-point communication over BEC(ϵ) was computed. More precisely, let \tilde{X} be a randomly chosen codeword of a randomly chosen code G from the standard LDPC ensemble. Let \tilde{X} be transmitted over BEC(ϵ) and let \tilde{Z} be the channel output. Then the MMU method computes

$$\lim_{n \rightarrow \infty} \frac{\mathbb{E} \left(H_G(\tilde{X}|\tilde{Z}) \right)}{n}, \quad (40)$$

where $H_G(\tilde{X}|\tilde{Z})$ is the conditional entropy of the transmitted codeword given the channel observation for the code G and we do the averaging over the ensemble. Note that we need not average over the codewords as the analysis can be carried out under the assumption that the all-zero codeword is transmitted [20, Chap. 3]. The MMU method is described below.

- 1) Consider decoding the all-zero codeword using the peeling decoder [20, pp. 115], which is described in the following.
 - a) Initially, remove all the known (not erased from the channel) variable nodes and the edges connected to them. Now remove all the degree zero check nodes.
 - b) Pick a degree one check node. Declare its neighboring variable node to be known. Remove all the edges connected to this variable node. Remove all the degree zero check nodes.
 - c) If there are no degree one check nodes, then go to the next step. Otherwise, repeat the previous step.
 - d) Output the remaining graph which is called the *residual graph*.
- 2) The peeling decoder gets stuck in the largest stopping set contained in the set of erased variable nodes [20]. Thus the residual graph is the subgraph induced by this stopping set. The residual graph is again a code whose codewords are compatible with the erasure set.
- 3) The degree distribution of the residual graph and its edge connections are random variables. It was shown in [21] that if the erasure probability is above the BP threshold, then almost surely the residual graph has a degree distribution close to the *average residual degree distribution*. The

average residual degree distribution can be computed by the asymptotic analysis of the peeling decoder. Also, conditioned on the degree distribution of the residual graph, the induced probability distribution is uniform over all the graphs with the given degree distribution. This implies that almost surely a residual graph is an element of the standard LDPC ensemble with degree distribution equal to the average residual degree distribution, which we refer to as the *residual ensemble*.

- 4) The normalized expectation of the conditional entropy given in (40) can be determined from the average rate of the residual ensemble. One can easily compute the design rate of the residual ensemble from its degree distribution. However, the design rate is only a lower bound on the average rate. A criterion was derived in [15], which, when satisfied, guarantees that the average rate is equal to the design rate. If the average rate is equal to the design rate, then the normalized expectation of the conditional entropy can be determined from the design rate of the residual ensemble.

For transmission over the BEC-WT(ϵ_m, ϵ_w), to compute the equivocation of Eve $H(\underline{S}|\underline{Z})$, we write $H(\underline{S}, \underline{X}|\underline{Z})$ in two different ways using the chain rule and obtain

$$H(\underline{X}|\underline{Z}) + H(\underline{S}|\underline{X}, \underline{Z}) = H(\underline{S}|\underline{Z}) + H(\underline{X}|\underline{S}, \underline{Z}). \quad (41)$$

By noting that $H(\underline{S}|\underline{X}, \underline{Z}) = 0$ and substituting it in (41), we obtain

$$\frac{H(\underline{S}|\underline{Z})}{n} = \frac{H(\underline{X}|\underline{Z})}{n} - \frac{H(\underline{X}|\underline{S}, \underline{Z})}{n}. \quad (42)$$

In the following two subsections we show how the normalized averages of $H(\underline{X}|\underline{Z})$ and $H(\underline{X}|\underline{S}, \underline{Z})$ can be computed. The next subsection deals with $H(\underline{X}|\underline{Z})$.

A. Computing the Normalized $H(\underline{X}|\underline{Z})$

In the following lemma we show that the average of $\lim_{n \rightarrow \infty} H(\underline{X}|\underline{Z})/n$ can be computed by the MMU method.

Lemma IV.1. *Consider transmission over the BEC-WT(ϵ_m, ϵ_w) using the syndrome encoding method with a two edge type LDPC code $H = \begin{bmatrix} H_1 \\ H_2 \end{bmatrix}$, where the dimensions of H , H_1 , and H_2 are $n(1-R) \times n$, $n(1-R_1) \times n$, and $n(R_1-R) \times n$ respectively. Let \underline{S} be a randomly chosen message from Alice for Bob and \underline{X} be the transmitted vector which is a randomly chosen solution of $H\underline{X} = \begin{bmatrix} \underline{0} \\ \underline{S} \end{bmatrix}$. Let \underline{Z} be the channel observation of the wiretapper Eve. Consider a point-to-point communication set-up over BEC(ϵ_w) using a standard LDPC code H_1 . Let $\hat{\underline{X}}$ be a randomly chosen transmitted codeword of the code given by H_1 , i.e. $\hat{\underline{X}}$ is a randomly chosen solution of $H_1\hat{\underline{X}} = \underline{0}$. Further let $\hat{\underline{Z}}$ be the channel output. Then*

$$H(\underline{X}|\underline{Z}) = H(\hat{\underline{X}}|\hat{\underline{Z}}).$$

Proof: We prove the lemma by showing that $(\underline{X}, \underline{Z})$ and $(\hat{\underline{X}}, \hat{\underline{Z}})$ have the same joint distribution. Clearly, $P(\underline{Z} =$

$\underline{z}|\underline{X} = \underline{x} = \underline{z}$) = $P(\hat{\underline{Z}} = \underline{z}|\hat{\underline{X}} = \underline{x})$ as transmission takes place over $\text{BEC}(\epsilon_w)$ in both the cases. Now

$$\begin{aligned} P(\underline{X} = \underline{x}) &= \sum_{\underline{s}} P(\underline{X} = \underline{x}, \underline{S} = \underline{s}), \\ &\stackrel{(a)}{=} \frac{1}{2^{n(R_1-R)}} \sum_{\underline{s}} P(\underline{X} = \underline{x}|\underline{S} = \underline{s}), \\ &= \frac{1}{2^{n(R_1-R)}} \sum_{\underline{s}} \frac{1}{2^{nR}} \mathbb{1}_{\{H_1 \underline{x} = \underline{0}\}} \mathbb{1}_{\{H_2 \underline{x} = \underline{s}\}}, \\ &\stackrel{(b)}{=} \frac{\mathbb{1}_{\{H_1 \underline{x} = \underline{0}\}}}{2^{nR_1}}, \end{aligned} \quad (43)$$

where (a) follows from the uniform a priori distribution on \underline{S} and (b) follows because for a fixed \underline{x} ,

$$\sum_{\underline{s}} \mathbb{1}_{\{H_2 \underline{x} = \underline{s}\}} = 1.$$

Now the a priori distribution of $\hat{\underline{X}}$ is also the RHS of (43). This is because $\hat{\underline{X}}$ is a randomly chosen solution of $H_1 \hat{\underline{X}} = \underline{0}$. This proves the lemma. ■

From Lemma IV.1, we see that when we consider transmission over the $\text{BEC-WT}(\epsilon_m, \epsilon_w)$ using the two edge type LDPC ensemble $\{\Lambda, \Gamma^{(1)}, \Gamma^{(2)}\}$, we can compute the average of $\lim_{n \rightarrow \infty} H(\underline{X}|\underline{Z})/n$ by applying the MMU method to the standard LDPC ensemble $\{\Lambda^{(1)}, \Gamma^{(1)}\}$ for transmission over the $\text{BEC}(\epsilon_w)$. We formally state this in the following theorem.

Theorem IV.2. Consider transmission over the $\text{BEC-WT}(\epsilon_m, \epsilon_w)$ using a randomly chosen code G from the two edge type LDPC ensemble $\{\Lambda, \Gamma^{(1)}, \Gamma^{(2)}\}$ and the coset encoding method. Let \underline{X} be the transmitted word and \underline{Z} be the wiretapper's observation.

Consider a point-to-point communication setup for transmission over $\text{BEC}(\epsilon_w)$ using a randomly chosen code \hat{G} from the standard LDPC ensemble $\{\Lambda^{(1)}, \Gamma^{(1)}\}$. Let $\hat{\underline{X}}$ be a randomly chosen transmitted codeword and $\hat{\underline{Z}}$ be the channel output. Let $\{\Omega, \Phi\}$ (from the node perspective), be the average residual degree distribution² of the residual ensemble given by the peeling decoder and let R_{des}^r be the design rate of the average residual ensemble $\{\Omega, \Phi\}$. If almost every element of the average residual ensemble $\{\Omega, \Phi\}$ has its rate equal to the design rate R_{des}^r , then

$$\begin{aligned} \lim_{n \rightarrow \infty} \frac{\mathbb{E}(H_G(\underline{X}|\underline{Z}))}{n} &= \lim_{n \rightarrow \infty} \frac{\mathbb{E}(H_{\hat{G}}(\hat{\underline{X}}|\hat{\underline{Z}}))}{n} \\ &= \epsilon_w \Lambda^{(1)} \left(1 - \rho^{(1)}(1 - x)\right) R_{\text{des}}^r, \end{aligned} \quad (44)$$

where x is the fixed point of the density evolution recursion for $\{\Lambda^{(1)}, \Gamma^{(1)}\}$ initialized with erasure probability ϵ_w , and $\rho^{(1)}$ is the check node degree distribution of H_1 from the edge perspective.

Remark: Note that the condition that almost every element of the average residual ensemble $\{\Omega, \Phi\}$ has its rate equal to the design rate can be verified by using [20, Lem. 3.22] or [15, Lem. 7].

² Ω corresponding to the variable node degree distribution, and Φ corresponding to the check node degree distribution.

Proof: The first equality in (44) is the result of Lemma IV.1. The second equality of (44) follows from [15, Thm. 10]. The factor $\epsilon_w \Lambda^{(1)}(1 - \rho^{(1)}(1 - x))$, which is the ratio of the block length of the average residual ensemble $\{\Omega, \Phi\}$ to the initial ensemble $\{\Lambda^{(1)}, \Gamma^{(1)}\}$, takes care of the fact that we are normalizing $H_G(\underline{X}|\underline{Z})$ by the block-length of the initial ensemble $\{\Lambda^{(1)}, \Gamma^{(1)}\}$. ■

In the following section we generalize the MMU method to two edge type LDPC ensembles in order to compute $H(\underline{X}|\underline{S}, \underline{Z})$.

B. Computing Normalized $H(\underline{X}|\underline{S}, \underline{Z})$ by Generalizing the MMU method to the Two Edge Type LDPC Ensembles

Similarly to Lemma IV.1, in the following lemma we show that computing $H(\underline{X}|\underline{S}, \underline{Z})$ for $\text{BEC-WT}(\epsilon_m, \epsilon_w)$ using the coset encoding method and two edge type LDPC ensemble $\{\Lambda, \Gamma^{(1)}, \Gamma^{(2)}\}$ is equivalent to computing the equivocation of the same ensemble for point-to-point communication over $\text{BEC}(\epsilon_w)$.

Lemma IV.3. Consider transmission over the $\text{BEC-WT}(\epsilon_m, \epsilon_w)$ using the syndrome encoding method with a two edge type LDPC code $H = \begin{bmatrix} H_1 \\ H_2 \end{bmatrix}$, where the dimensions of H , H_1 , and H_2 are $n(1 - R) \times n$, $n(1 - R_1) \times n$, and $n(R_1 - R) \times n$ respectively. Let \underline{S} be a randomly chosen message from Alice for Bob and \underline{X} be the transmitted vector which is a randomly chosen solution of $H\underline{X} = \begin{bmatrix} \underline{0} \\ \underline{S} \end{bmatrix}$. Let \underline{Z} be the channel observation of the wiretapper Eve.

Consider a point-to-point communication set-up for transmission over the $\text{BEC}(\epsilon_w)$ using a two edge type LDPC code $H = \begin{bmatrix} H_1 \\ H_2 \end{bmatrix}$. Let $\hat{\underline{X}}$ be the transmitted codeword which is a randomly chosen solution of $H\underline{X} = \underline{0}$ and $\hat{\underline{Z}}$ be the channel output. Then

$$H(\underline{X}|\underline{S}, \underline{Z}) \stackrel{(a)}{=} H(\underline{X}|\underline{S} = \underline{0}, \underline{Z}) \stackrel{(b)}{=} H(\hat{\underline{X}}|\hat{\underline{Z}}).$$

Proof: Equality (b) is obvious. To prove equality (a), note that for a solution \underline{x} of $H\underline{x} = \begin{bmatrix} \underline{0} \\ \underline{s} \end{bmatrix}$ we can write $\underline{x} = \underline{x}' \oplus \underline{x}_s$, where $H\underline{x}' = \underline{0}$ and $H\underline{x}_s = \begin{bmatrix} \underline{0} \\ \underline{s} \end{bmatrix}$. Let \underline{z} be a specific received vector and let \underline{z}' be the vector that has the same erased positions as \underline{z} and is equal to the corresponding position in \underline{x}' in the unerased positions. The proof is completed by noting that

$$\begin{aligned} P(\underline{X} = \underline{x}, \underline{Z} = \underline{z}|\underline{S} = \underline{s}) &= \\ P(\underline{X} = \underline{x}', \underline{Z} = \underline{z}'|\underline{S} = \underline{0}). \end{aligned} \quad (45)$$

Thus from Lemma IV.3 we see that $H(\underline{X}|\underline{S}, \underline{Z})$ can be computed by generalizing the MMU method to two edge type LDPC ensembles. In the next section we accomplish this task. ■

V. MMU METHOD FOR TWO EDGE TYPE LDPC ENSEMBLES

The peeling decoder described in Step 1 of the MMU method and its termination described in Step 2 is the same for two edge type LDPC ensembles. The proof of Step 3 of the MMU method for two edge type LDPC ensembles is the same as that for standard LDPC ensembles. We state it in the following two lemmas.

Lemma V.1. *Consider transmission over the BEC(ϵ_w) using the two edge type LDPC ensemble $\{\Lambda, \Gamma^{(1)}, \Gamma^{(2)}\}$ and decoding using the peeling decoder. Let G be a random residual graph. Conditioned on the event that G has degree distribution $\{\Omega, \Phi^{(1)}, \Phi^{(2)}\}$, it is equally likely to be any element of the two edge type ensemble $\{\Omega, \Phi^{(1)}, \Phi^{(2)}\}$.*

Proof: The proof is the same as for the standard LDPC ensemble [22]. However, for completeness the proof is given in Appendix A. ■

Lemma V.2. *Consider transmission over the BEC(ϵ_w) using the two edge type LDPC ensemble $\{\Lambda, \Gamma^{(1)}, \Gamma^{(2)}\}$ and decoding using the peeling decoder. Let $\{\Omega, \Phi^{(1)}, \Phi^{(2)}\}$ be the average residual degree distribution. Let $\{\Omega_G, \Phi_G^{(1)}, \Phi_G^{(2)}\}$ be the residual degree distribution of a random residual graph G . Then, for any $\delta > 0$*

$$\lim_{n \rightarrow \infty} P \left\{ d \left(\left(\Omega, \Phi^{(1)}, \Phi^{(2)} \right), \left(\Omega_G, \Phi_G^{(1)}, \Phi_G^{(2)} \right) \right) \geq \delta \right\} = 0.$$

The distance $d(\cdot, \cdot)$ is the L_1 distance

$$d \left(\left(\Omega, \Phi^{(1)}, \Phi^{(2)} \right), \left(\tilde{\Omega}, \tilde{\Phi}^{(1)}, \tilde{\Phi}^{(2)} \right) \right) = \sum_{i_1 i_2} |\Omega_{i_1 i_2} - \tilde{\Omega}_{i_1 i_2}| + \sum_{j_1} |\Phi_{j_1}^{(1)} - \tilde{\Phi}_{j_1}^{(1)}| + \sum_{j_2} |\Phi_{j_2}^{(2)} - \tilde{\Phi}_{j_2}^{(2)}|.$$

Proof: The proof is very similar to the proof for the standard LDPC ensemble given in [20, Thm. 3.106]. We provide an outline of the proof in Appendix B. ■

In the following lemma we compute the average residual degree distribution of two edge type LDPC ensembles.

Lemma V.3. *Consider transmission over the BEC(ϵ_w) using the two edge type LDPC ensemble $\{\Lambda, \Gamma^{(1)}, \Gamma^{(2)}\}$ and decoding using the peeling decoder. Let (x_1, x_2) be the fixed points of (19) and (20) when initialized with channel erasure probability ϵ_w . Let $y_j = 1 - \rho^{(j)}(1 - x_j)$, $j = 1, 2$, where $\rho^{(j)}$ is the degree distribution of check nodes of type j from the edge perspective. Then the average residual degree distribution $\{\Omega, \Phi^{(1)}, \Phi^{(2)}\}$ is given by*

$$\begin{aligned} \Omega(z_1, z_2) &= \epsilon_w \Lambda(z_1 y_1, z_2 y_2), \\ \Phi^{(j)}(z) &= \Gamma^{(j)}(1 - x_j + x_j z) - x_j z \Gamma'^{(j)}(1 - x_j) \\ &\quad - \Gamma^{(j)}(1 - x_j), \quad j = 1, 2, \end{aligned}$$

where $\Gamma'^{(j)}(x)$ is the derivative of $\Gamma^{(j)}(x)$. Note that the degree distributions are normalized with respect to the number of variable (check) nodes in the original graph.

Proof: The proof follows by the analysis of the peeling decoder for general multi-edge type LDPC ensembles in [23]. However, as we are only interested in two edge type LDPC

ensembles, the proof also follows from the analysis for the standard LDPC case [22]. ■

Lemma V.1, V.2, and V.3 generalize Step 3 of the MMU method for two edge type LDPC ensembles. The key technical task in extending Step 4 to two edge type LDPC ensembles is to derive a criterion, which when satisfied, guarantees that almost every code in the residual ensemble has its rate equal to the design rate. The rate is equal to the normalized logarithm of the total number of codewords. However, as the average of the logarithm of the total number of codewords is hard to compute, we compute the normalized logarithm of the average of the total number of codewords. By Jensen's inequality this is an upper bound on the average rate. More precisely, let N be the total number of codewords corresponding to a randomly chosen code. Then, by Jensen's inequality

$$\lim_{n \rightarrow \infty} \frac{\mathbb{E}(\log_2(N))}{n} \leq \lim_{n \rightarrow \infty} \frac{\log_2(\mathbb{E}(N))}{n}$$

If this upper bound is equal to the design rate, then by the same arguments as in [15, Lem. 7] we can show that almost every code in the ensemble has its rate equal to the design rate. In the following lemma we derive the average of the total number of codewords of a two edge type LDPC ensemble.

Lemma V.4. *Let N be the total number of codewords of a randomly chosen code from the two edge type LDPC ensemble $(\Lambda, \Gamma^{(1)}, \Gamma^{(2)})$. Then the average of N over the ensemble is given by*

$$\begin{aligned} \mathbb{E}(N) &= \frac{n\Lambda'_1(1,1), n\Lambda'_2(1,1)}{\sum_{E_1=0, E_2=0} \text{coef} \left\{ \prod_{l_1, l_2} (1 + u_1^{l_1} u_2^{l_2})^{n\Lambda_{l_1, l_2}}, u_1^{E_1} u_2^{E_2} \right\} \times} \\ &\quad \text{coef} \left\{ \prod_{r_1, r_2} q_{r_1}(v_1)^{\frac{n\Lambda'_1(1,1)}{\Gamma^{(1)}(1)} \Gamma_{r_1}^{(1)}}, q_{r_2}(v_2)^{\frac{n\Lambda'_2(1,1)}{\Gamma^{(2)}(1)} \Gamma_{r_2}^{(2)}}, v_1^{E_1} v_2^{E_2} \right\}, \\ &\quad \frac{1}{\binom{n\Lambda'_1(1,1)}{E_1} \binom{n\Lambda'_2(1,1)}{E_2}}, \end{aligned}$$

where $\Lambda'_j(1, 1) = \sum_{l_1, l_2} l_j \Lambda_{l_1, l_2}$, $\Gamma^{(j)}(1) = \sum_{r_j} r_j \Gamma_{r_j}^{(j)}$, $j \in \{1, 2\}$. The polynomial $q_r(v)$ is defined as

$$q_r(v) = \frac{(1+v)^r + (1-v)^r}{2}. \quad (46)$$

Proof: Let $\mathcal{W}(E_1, E_2)$ be the set of assignments of ones and zeros to the variable nodes which result in E_1 (resp. E_2) type one (resp. type two) edges connected to variable nodes assigned value one. Denote the cardinality of $\mathcal{W}(E_1, E_2)$ by $|\mathcal{W}(E_1, E_2)|$. For an assignment w , let $\mathbb{1}_w$ be a random indicator variable which evaluates to one if w is a codeword of a randomly chosen code and zero otherwise. Let $N(E_1, E_2)$ be the number of codewords belonging to the set $\mathcal{W}(E_1, E_2)$. Then we have the following relationships

$$N(E_1, E_2) = \sum_{w \in \mathcal{W}(E_1, E_2)} \mathbb{1}_w, \quad (47)$$

$$N = \sum_{E_1=0, E_2=0}^{n\Lambda'_1(1,1), n\Lambda'_2(1,1)} N(E_1, E_2). \quad (48)$$

(47) follows simply by checking if every word in the set $\mathcal{W}(E_1, E_2)$ is a codeword. We obtain (48) by partitioning the set of codewords based on the number of type one and type two edges connected to variables assigned value one. By linearity of expectation we obtain

$$\mathbb{E}(N(E_1, E_2)) = \sum_{w \in \mathcal{W}(E_1, E_2)} \mathbb{E}(\mathbf{1}_w), \quad (49)$$

$$\mathbb{E}(N) = \sum_{E_1=0, E_2=0}^{n\Lambda'_1(1,1), n\Lambda'_2(1,1)} \mathbb{E}(N(E_1, E_2)). \quad (50)$$

From the symmetry of code generation, we observe that $\mathbb{E}(\mathbf{1}_w)$, for $w \in \mathcal{W}(E_1, E_2)$ is independent of w . Thus we can fix w to any one element of $\mathcal{W}(E_1, E_2)$ and obtain

$$\mathbb{E}(N(E_1, E_2)) = |\mathcal{W}(E_1, E_2)| \Pr(w \text{ is a codeword}). \quad (51)$$

Note that $|\mathcal{W}(E_1, E_2)|$ is given by

$$|\mathcal{W}(E_1, E_2)| = \text{coef} \left\{ \prod_{l_1, l_2} (1 + u_1^{l_1} u_2^{l_2})^{n\Lambda_{l_1, l_2}}, u_1^{E_1} u_2^{E_2} \right\}. \quad (52)$$

To understand (52), note that when a variable node with type one degree l_1 and type two degree l_2 is assigned a one, it gives rise to l_1 (resp. l_2) type one (resp. type two) edges connected to a variable node assigned value one, and when it is assigned a zero it gives rise to no such edges. Thus the generating function of such a variable node to count the number of edges it gives rise to, which are connected to a variable node assigned one, is given by $1 + u_1^{l_1} u_2^{l_2}$. Hence the overall generating function is given by $\prod_{l_1, l_2} (1 + u_1^{l_1} u_2^{l_2})^{n\Lambda_{l_1, l_2}}$.

We now evaluate the probability that an assignment w , $w \in \mathcal{W}(E_1, E_2)$, is a codeword, which is given by

$$\Pr(w \text{ is a codeword}) = \frac{\text{Total number of graphs for which } w \text{ is a codeword}}{\text{Total number of graphs}}. \quad (53)$$

Similar to the arguments for the standard LDPC ensemble in [15], the total number of graphs for which w is a codeword is given by

$$\text{coef} \left\{ \prod_{r_1, r_2} q_r(v_1)^{\frac{n\Lambda'_1(1,1)}{\Gamma^{(1)}(1)} \Gamma_{r_1}^{(1)}} q_r(v_2)^{\frac{n\Lambda'_2(1,1)}{\Gamma^{(2)}(1)} \Gamma_{r_2}^{(2)}}, v_1^{E_1} v_2^{E_2} \right\}. \quad (54)$$

The factorial term $E_1!$ in (54) corresponds to the fact that given a graph for which w is a codeword, we can permute the check node side position of the E_1 type one edges connected to a variable node assigned value one, and w will be a codeword for the resulting graph. Similarly, we obtain the other factorial terms in (54). The generating function in (54) is the generating function to count the number of ways edges can be assigned on the check node side such that w is a codeword [20].

By noting that the total number of graphs is equal to $(n\Lambda'_1(1,1))!(n\Lambda'_2(1,1))!$, and combining (50), (51), (52), (53),

and (54) we obtain the expression for the average of the total number of codewords. ■

Remark: Note that in Lemma V.4 we count the number of codewords which give rise to E_1 type one (resp. E_2 type two) edges which are connected to a variable node assigned value one. A related quantity is the weight distribution of a code which counts the number of codewords with a given weight. The average weight distribution of two edge type and more generally multi-edge type LDPC ensembles have been computed in [24], [25].

Let $(e_1, e_2) = (E_1/(n\Lambda'_1(1,1)), E_2/(n\Lambda'_2(1,1)))$, i.e. e_j is E_j normalized by the total number of type j edges, $j = 1, 2$. In the following lemma we find the set of (e_1, e_2) for which $\lim_{n \rightarrow \infty} |\mathcal{W}(e_1 n\Lambda'_1(1,1), e_2 n\Lambda'_2(1,1))| \neq 0$.

Lemma V.5. *Let $\mathcal{E}(n)$ be the set of (e_1, e_2) such that*

$$\text{coef} \left\{ \prod_{l_1, l_2} (1 + u_1^{l_1} u_2^{l_2})^{n\Lambda_{l_1, l_2}}, u_1^{e_1 n\Lambda'_1(1,1)} u_2^{e_2 n\Lambda'_2(1,1)} \right\} \neq 0. \quad (55)$$

Let $\mathcal{E} \triangleq \lim_{n \rightarrow \infty} \mathcal{E}(n)$. Then \mathcal{E} is given by

$$\mathcal{E} = \left\{ (e_1, e_2) : \left(\frac{\sum_{l_1, l_2} l_1 \Lambda_{l_1, l_2} \sigma(l_1, l_2)}{\Lambda'_1(1,1)}, \frac{\sum_{l_1, l_2} l_2 \Lambda_{l_1, l_2} \sigma(l_1, l_2)}{\Lambda'_2(1,1)} \right) \right\},$$

where $0 \leq \sigma(l_1, l_2) \leq 1$.

Proof: The proof is given in Appendix C. ■

In the next lemma we show that \mathcal{E} as defined in Lemma V.5 is the set enclosed between two piecewise linear curves.

Lemma V.6. *Let \mathcal{E} be as defined in Lemma V.5. Then \mathcal{E} is the subset of $[0, 1]^2$ enclosed between two piecewise linear curves. Order the pairs (l_1, l_2) for which $\Lambda_{l_1, l_2} > 0$ in decreasing order of l_1/l_2 and assume that there are D distinct such values. Let*

$$\sigma_d(l_1, l_2) = \begin{cases} 1 & \text{if } l_1/l_2 \text{ takes the } d^{\text{th}} \text{ largest possible value,} \\ 0 & \text{otherwise,} \end{cases} \quad (56)$$

and let

$$p_d = \left(\frac{\sum_{l_1, l_2} l_1 \Lambda_{l_1, l_2} \sigma_d(l_1, l_2)}{\Lambda'_1(1,1)}, \frac{\sum_{l_1, l_2} l_2 \Lambda_{l_1, l_2} \sigma_d(l_1, l_2)}{\Lambda'_2(1,1)} \right). \quad (57)$$

Then \mathcal{E} is the set above the piecewise linear curve connecting the points $\{(0, 0), p_1, p_1 + p_2, \dots, (1, 1)\}$ and below the piecewise linear curve connecting the points $\{(0, 0), p_D, p_D + p_{D-1}, \dots, (1, 1)\}$, where addition of points $p_1 + p_2$ is the point obtained by component wise addition of p_1 and p_2 .

Proof: The proof is given in Appendix D. ■

In the following theorem and its corollary, we present a criterion for two edge type LDPC ensembles, which, when satisfied, guarantees that the actual rate is equal to the design rate. In order to state the theorem, we define the function $\theta(e_1, e_2)$, which is used to calculate the difference between the growth rate of the average of the total number of codewords

and the design rate.

$$\begin{aligned} \theta(e_1, e_2) &= \sum_{l_1, l_2} \Lambda_{l_1, l_2} \log_2(1 + u_1^{l_1} u_2^{l_2}) - \Lambda'_1(1, 1) e_1 \log_2 u_1 \\ &\quad - \Lambda'_2(1, 1) e_2 \log_2 u_2 + \frac{\Lambda'_1(1, 1)}{\Gamma^{(1)}(1)} \sum_{r_1} \Gamma_{r_1}^{(1)} \log_2 q_{r_1}(v_1) \\ &\quad - \Lambda'_1(1, 1) e_1 \log_2 v_1 + \frac{\Lambda'_2(1, 1)}{\Gamma^{(2)}(1)} \sum_{r_2} \Gamma_{r_2}^{(2)} \log_2 q_{r_2}(v_2) \\ &\quad - \Lambda'_2(1, 1) e_2 \log_2 v_2 - \Lambda'_1(1, 1) h(e_1) - \Lambda'_2(1, 1) h(e_2) - R_{\text{des}}, \end{aligned} \quad (58)$$

where u_1, u_2, v_1 , and v_2 are positive solutions to the following equations

$$\frac{v_1}{\Gamma^{(1)'}(1)} \sum_{r_1} r_1 \Gamma_{r_1}^{(1)} \frac{(1+v_1)^{r_1-1} - (1-v_1)^{r_1-1}}{(1+v_1)^{r_1} + (1-v_1)^{r_1}} = e_1, \quad (59)$$

$$\frac{v_2}{\Gamma^{(2)'}(1)} \sum_{r_2} r_2 \Gamma_{r_2}^{(2)} \frac{(1+v_2)^{r_2-1} - (1-v_2)^{r_2-1}}{(1+v_2)^{r_2} + (1-v_2)^{r_2}} = e_2, \quad (60)$$

$$\frac{1}{\Lambda'_1(1, 1)} \sum_{l_1, l_2} \Lambda_{l_1, l_2} l_1 \frac{u_1^{l_1} u_2^{l_2}}{1 + u_1^{l_1} u_2^{l_2}} = e_1, \quad (61)$$

$$\frac{1}{\Lambda'_2(1, 1)} \sum_{l_1, l_2} \Lambda_{l_1, l_2} l_2 \frac{u_1^{l_1} u_2^{l_2}}{1 + u_1^{l_1} u_2^{l_2}} = e_2. \quad (62)$$

Theorem V.7. Consider the two edge type LDPC ensemble $(\Lambda, \Gamma^{(1)}, \Gamma^{(2)})$ with design rate R_{des} . Let N be the total number of codewords of a randomly chosen code G from this ensemble and let R_G be the actual rate of the code G . Then

$$\lim_{n \rightarrow \infty} \frac{\log_2(\mathbb{E}[N])}{n} = \sup_{(e_1, e_2) \in \mathcal{E}} \theta(e_1, e_2) + R_{\text{des}},$$

where $\theta(e_1, e_2)$ is defined in (58) and the set \mathcal{E} is defined in Lemma V.5.

Proof: By (50), we have

$$\begin{aligned} \lim_{n \rightarrow \infty} \frac{\log_2(\mathbb{E}[N])}{n} &= \\ &\sup_{(e_1, e_2) \in \mathcal{E}} \lim_{n \rightarrow \infty} \frac{\log_2(\mathbb{E}[N(e_1 n \Lambda'_1(1, 1), e_2 n \Lambda'_2(1, 1))])}{n}. \end{aligned}$$

Using Stirling's approximation for the binomial coefficients and [26, Theorem 2] for the coefficient growths in Lemma V.4 we know that

$$\begin{aligned} \lim_{n \rightarrow \infty} \frac{\log_2(\mathbb{E}[N(e_1 n \Lambda'_1(1, 1), e_2 n \Lambda'_2(1, 1))])}{n} &= \\ &\sup_{(e_1, e_2) \in \mathcal{E}} \inf_{u_1, u_2, v_1, v_2 > 0} \psi(e_1, e_2, u_1, u_2, v_1, v_2) \end{aligned} \quad (63)$$

where $\psi(e_1, e_2, u_1, u_2, v_1, v_2)$ is given by

$$\begin{aligned} &\sum_{l_1, l_2} \Lambda_{l_1, l_2} \log_2(1 + u_1^{l_1} u_2^{l_2}) - \Lambda'_1(1, 1) e_1 \log_2 u_1 \\ &\quad - \Lambda'_2(1, 1) e_2 \log_2 u_2 + \frac{\Lambda'_1(1, 1)}{\Gamma^{(1)}(1)} \sum_{r_1} \Gamma_{r_1}^{(1)} \log_2 q_{r_1}(v_1) \\ &\quad - \Lambda'_1(1, 1) e_1 \log_2 v_1 + \frac{\Lambda'_2(1, 1)}{\Gamma^{(2)}(1)} \sum_{r_2} \Gamma_{r_2}^{(2)} \log_2 q_{r_2}(v_2) \\ &\quad - \Lambda'_2(1, 1) e_2 \log_2 v_2 - \Lambda'_1(1, 1) h(e_1) - \Lambda'_2(1, 1) h(e_2). \end{aligned} \quad (64)$$

Further, the infimum of ψ with respect to u_1, u_2, v_1 , and v_2 is given by solving the following saddle point equations

$$\frac{\partial \psi}{\partial u_1} = \frac{\partial \psi}{\partial u_2} = \frac{\partial \psi}{\partial v_1} = \frac{\partial \psi}{\partial v_2} = 0, \quad (65)$$

which are equivalent to (59) - (62). ■

We now state the condition, which, when satisfied, guarantees that the actual rate is equal to the design rate.

Corollary V.8. Let $\theta(e_1, e_2)$ be as defined in (58). If $\sup_{(e_1, e_2) \in \mathcal{E}} \theta(e_1, e_2) = 0$ i.e. if $\theta(1/2, 1/2) \geq \theta(e_1, e_2), \forall (e_1, e_2) \in \mathcal{E}$, then for any $\delta > 0$

$$\lim_{n \rightarrow \infty} P(R_G \geq R_{\text{des}} + \delta) = 0.$$

The set \mathcal{E} is defined in Lemma V.5.

Proof: From Theorem V.7, $\mathbb{E}[N] = 2^{n(R_{\text{des}} + o(1))}$. Now from Markov's inequality,

$$\begin{aligned} P(R_G \geq R_{\text{des}} + \delta) &= P(N \geq 2^{n(R_{\text{des}} + o(1) + \delta)}) \\ &\stackrel{(a)}{\leq} 2^{-n\delta}, \end{aligned}$$

where (a) follows from Markov's inequality. This proves the corollary. ■

Note that in general for a two edge type LDPC ensemble, in order to check if the actual rate is equal to the design rate, we need to compute the maximum of a two variable function over the set \mathcal{E} . However, the set \mathcal{E} is just a line for two edge type left regular LDPC ensembles. Thus we deal with the case of left regular LDPC ensembles in the following lemma.

Lemma V.9. Consider the left regular two edge type LDPC ensemble $\{l_1, l_2, \Gamma^{(1)}, \Gamma^{(2)}\}$ with design rate R_{des} . Let N be the total number of codewords of a randomly chosen code G from this ensemble and R_G be its actual rate. Then

$$\lim_{n \rightarrow \infty} \frac{\log_2(\mathbb{E}[N])}{n} = \sup_{e \in (0, 1)} \theta(e) + R_{\text{des}}.$$

If $\sup_{e \in (0, 1)} \theta(e) = 0$ i.e. if $\theta(1/2) \geq \theta(e), \forall e \in (0, 1)$, then for any $\delta > 0$

$$\lim_{n \rightarrow \infty} \mathbb{P}(R_G > R_{\text{des}} + \delta) = 0$$

The function $\theta(e)$ is defined as

$$\begin{aligned} \theta(e) &= (1 - l_1 - l_2) h(e) + \frac{l_1}{\Gamma^{(1)'}(1)} \sum_r \Gamma_r^{(1)} \log q_r(v_1) \\ &\quad + \frac{l_2}{\Gamma^{(2)'}(1)} \sum_r \Gamma_r^{(2)} \log q_r(v_2) - e l_1 \log v_1 - e l_2 \log v_2 - R_{\text{des}}, \end{aligned}$$

where v_1 (resp. v_2) is the unique positive solution of (59) (resp. (60)) with e_1 (resp. e_2) substituted by e on the RHS.

Proof: Most of the arguments in this lemma are the same as those of Theorem V.7, so we will omit them. First note that the cardinality of the set $\mathcal{W}(E_1, E_2)$, as defined in Lemma V.4, is given by

$$\begin{aligned} |\mathcal{W}(E_1, E_2)| &= \text{coef} \left\{ (1 + u_1^{l_1} u_2^{l_2})^n, u_1^{E_1} u_2^{E_2} \right\} \\ &= \begin{cases} 0 & \frac{E_2}{l_2} \neq \frac{E_1}{l_1} \\ \binom{n}{E_1/l_1} & \text{otherwise} \end{cases} \end{aligned}$$

Let $e = E_1/(nl_1) = E_2/(nl_2)$. By Stirling's approximation and the saddle point approximation for the coefficient terms [20, pp. 517], we obtain

$$\begin{aligned} \lim_{n \rightarrow \infty} \frac{\log_2(\mathbb{E}[N])}{n} &= \lim_{n \rightarrow \infty} \sup_{e \in (0,1)} \frac{\log_2(\mathbb{E}[N(enl_1, enl_2)])}{n} \\ &= \sup_{e \in (0,1)} \inf_{v_1, v_2 > 0} \psi(e, v_1, v_2), \end{aligned}$$

where

$$\begin{aligned} \psi(e, v_1, v_2) &= (1 - l_1 - l_2)h(e) \\ &+ \frac{l_1}{\Gamma^{(1)'}(1)} \sum_{r_1} \Gamma_{r_1}^{(1)} \log_2 q_{r_1}(v_1) - el_1 \log_2 v_1 \\ &+ \frac{l_1}{\Gamma^{(2)'}(1)} \sum_r \Gamma_r^{(2)} \log_2 q_r(v_2) - el_2 \log_2 v_2. \end{aligned}$$

The saddle point equations are obtained by taking the partial derivatives of ψ with respect to $v_j, j \in \{1, 2\}$ and setting them equal to 0. These equations are the same as (59) (resp. (60)) with e_1 (resp. e_2) substituted by e on the RHS. ■

Remark: Note that as in [15], we can change the order of inf and sup. Taking the derivatives after changing the order gives a function which is an upper bound on $\theta(e)$. The advantage of this upper bound is that it can be computed without solving any saddle point equations. However as opposed to the standard LDPC ensembles, for two edge type LDPC ensembles this upper bound is not tight and does not provide a meaningful criterion to check if the rate is equal to the design rate.

The following two lemmas show that in the case of a left regular ensemble where $\Gamma^{(1)}$ and $\Gamma^{(2)}$ both have only either odd or even degrees, the function $\theta(e)$ attains its maximum inside the interval $[0, 1/2]$.

Lemma V.10. *Consider the left regular two edge type LDPC ensemble $\{l_1, l_2, \Gamma^{(1)}, \Gamma^{(2)}\}$. Let $\theta(e)$ be the function as defined in Lemma V.9. If both $\Gamma^{(1)}$ and $\Gamma^{(2)}$ are such that both the type of check nodes only have odd degrees, then for $e > 1/2$*

$$\theta(e) < \theta(1/2).$$

Proof: The proof is given in Appendix E. ■

Lemma V.11. *Consider the left regular two edge type LDPC ensemble $\{l_1, l_2, \Gamma^{(1)}, \Gamma^{(2)}\}$. Let $\theta(e)$ be the function as defined in Lemma V.9. If both $\Gamma^{(1)}$ and $\Gamma^{(2)}$ are such that both the type of check nodes only have even degrees, then for $e \in (0, 1/2)$*

$$\theta(e) = \theta(1 - e).$$

Proof: The proof is given in Appendix F. ■

In the following theorem we state how we can compute the quantity $H(\underline{X}|\underline{S}, \underline{Z})$ appearing in (42).

Theorem V.12. *Consider transmission over the BEC-WT(ϵ_m, ϵ_w) using a random code G from the two edge type LDPC ensemble $\{\Lambda, \Gamma^{(1)}, \Gamma^{(2)}\}$ and the coset encoding method. Let \underline{S} be the information word from Alice for Bob, \underline{X} be the transmitted word, and \underline{Z} be the wiretapper's observation.*

Also consider a point-to-point communication setup for transmission over the BEC(ϵ_w) using the two edge type

LDPC ensemble $\{\Lambda, \Gamma^{(1)}, \Gamma^{(2)}\}$. Assume that the erasure probability ϵ_w is above the BP threshold of the ensemble. Let $\{\Omega, \Phi^{(1)}, \Phi^{(2)}\}$ be the average residual ensemble resulting from the peeling decoder. Let R_{des}^r be the design rate of the residual ensemble $\{\Omega, \Phi^{(1)}, \Phi^{(2)}\}$. If $\{\Omega, \Phi^{(1)}, \Phi^{(2)}\}$ satisfies the condition of Theorem V.7, i.e. if the design rate of the residual ensemble is equal to the rate then

$$\lim_{n \rightarrow \infty} \frac{\mathbb{E}(H_G(\underline{X}|\underline{S}, \underline{Z}))}{n} = \epsilon_w \Lambda(y_1, y_2) R_{\text{des}}^r, \quad (66)$$

where x_1, x_2, y_1 , and y_2 are the fixed points of the density evolution equations (19) and (20) obtained when initializing them with $x_1^{(1)} = x_2^{(2)} = \epsilon_w$.

Proof: From Lemma IV.3, we know that the conditional entropy in the point-to-point set-up is identical to $H(\underline{X}|\underline{S}, \underline{Z})$. The conditional entropy in the point-to-point case is equal to the RHS of (66). This follows from the same arguments as in [15, Thm. 10]. The quantity $\epsilon_w \Lambda(y_1, y_2)$ on the RHS of (66) is the ratio of the number of variable nodes in the residual ensemble to that in the initial ensemble. ■

This gives us the following method to calculate the equivocation of Eve when using two edge type LDPC ensembles for the BEC-WT(ϵ_m, ϵ_w) based on the coset encoding method.

- 1) If the threshold of the two edge type LDPC ensemble is lower than ϵ_w , calculate the residual degree distribution for the two edge type LDPC ensemble for transmission over the BEC(ϵ_w). Check that the rate of this residual ensemble is equal to the design rate using Theorem V.7. Calculate $H(\underline{X}|\underline{S}, \underline{Z})$ using Theorem V.12. If the threshold is higher than ϵ_w , $H(\underline{X}|\underline{S}, \underline{Z})$ is trivially zero.
- 2) If the threshold of the standard LDPC ensemble induced by type one edges is higher than ϵ_w , calculate the residual degree distribution of this ensemble for transmission over the BEC(ϵ_w). Check that its rate is equal to the design rate using [15, Lemma 7]. Calculate $H(\underline{X}|\underline{Z})$ using Theorem IV.2. If the threshold is higher than ϵ_w , $H(\underline{X}|\underline{Z})$ is trivially zero.
- 3) Finally calculate $H(\underline{S}|\underline{Z})$ using (42).

In the next section we demonstrate this procedure by computing the equivocation of Eve for various two edge type LDPC ensembles.

VI. EXAMPLES

Example 1. Consider using the ensemble defined by Standard LDPC degree distribution 1, defined in Section III, for transmission over the BEC-WT(0.5, 0.6) at rate $R_{ab} = 0.498836$ b.p.c.u. (the full rate of the ensemble), without using the coset encoding scheme. Here every possible message \underline{s} corresponds to a single codeword \underline{x} , and encoding and decoding is done as with a standard LDPC code. Since the threshold is 0.5, Bob can decode with error probability approaching zero. The equivocation of Eve is given by $H(\underline{S}|\underline{Z}) = H(\underline{X}|\underline{Z})$ which can be calculated using the MMU method. In Figure 4 we plot the function $\Psi_{\{\Omega^{(1)}, \Phi^{(1)}\}}(u)$ defined in [15, Lemma 7] corresponding to the standard LDPC ensemble $\{\Omega^{(1)}, \Phi^{(1)}\}$, which is the average residual degree distribution of the ensemble induced by type one edges for transmission

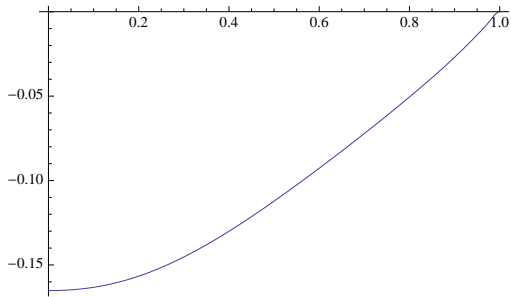


Fig. 4. $\Psi_{\{\Omega^{(1)}, \Phi^{(1)}\}}(u)$ for Example 1 and 2.

over the $\text{BEC}(\epsilon_w)$. From [15, Lemma 7], if the maximum of $\Psi_{\{\Omega^{(1)}, \Phi^{(1)}\}}(u)$ over the unit interval occurs at $u = 1$, which holds in this case, the design rate of the residual graph is equal to the actual rate. Thus we can calculate the average equivocation $\lim_{n \rightarrow \infty} H(\underline{X}|\underline{Z})/n = 0.0989137$ b.p.c.u. Using this ensemble we can achieve the point $(R_{ab}, R_e) = (0.498836, 0.0989137)$ in the rate-equivocation region which is very close to the point C = (0.5, 0.1) in Figure 2.

Example 2. Now consider the two edge type ensemble defined by Two Edge Type Degree Distribution 1, defined in Section III, for transmission over the $\text{BEC-WT}(0.5, 0.6)$ using the coset encoding scheme. Again Bob can decode since the threshold of the ensemble induced by type one edges is 0.5. Since the threshold of the two edge type ensemble is 0.6 we get $H(\underline{X}|\underline{S}, \underline{Z}) = 0$, and we get $H(\underline{S}|\underline{Z}) = H(\underline{X}|\underline{Z})$. The degree distribution of the type one edges is the same as the degree distribution in Example 1, so we again get $\lim_{n \rightarrow \infty} \mathbb{E}(H(\underline{X}|\underline{Z}))/n = 0.0989137$. Using this scheme we achieve the point $(R_{ab}, R_e) = (0.0999064, 0.0989137)$ in the rate-equivocation region which is very close to point B = (0.1, 0.1) in Figure 2.

Example 3. Consider transmission over the $\text{BEC-WT}(0.429, 0.75)$ using the coset encoding scheme and the regular two edge type ensemble defined by

Two Edge Type Degree Distribution 3.

$$\Lambda(x, y) = x^3 y^3 \quad (67)$$

$$\Gamma^{(1)}(x) = x^6 \quad (68)$$

$$\Gamma^{(2)}(x) = x^{12}. \quad (69)$$

The design rate of this ensemble is 0.25 and the threshold is 0.469746. The threshold for the ensemble induced by type one edges is 0.4294, so it can be used for reliable communication if $\epsilon_m < 0.4294$.

To calculate the equivocation of Eve, we first calculate $\lim_{n \rightarrow \infty} H(\underline{X}|\underline{Z})/n$ by the MMU method. We calculate the average residual degree distribution $\{\Omega^{(1)}, \Phi^{(1)}\}$ of the ensemble induced by type one edges for erasure probability ϵ_w and plot $\Psi_{\{\Omega^{(1)}, \Phi^{(1)}\}}(u)$ in Figure 5. As in Examples 1 and 2, we see that it takes its maximum at $u = 1$. Thus, by [15, Lemma 7], we obtain that the conditional entropy is equal to the design rate of the residual ensemble normalized with respect to the number of variable nodes in the original ensemble, i.e. $\lim_{n \rightarrow \infty} \mathbb{E}(H(\underline{X}|\underline{Z}))/n = 0.250124$ b.p.c.u.

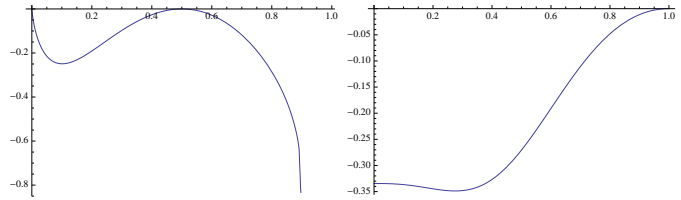


Fig. 5. $\theta(e)$ and $\Psi_{\{\Omega^{(1)}, \Phi^{(1)}\}}(u)$ for Example 3.

We now calculate the average residual degree distribution $(\Omega, \Phi^{(1)}, \Phi^{(2)})$ of the two edge type ensemble corresponding to erasure probability ϵ_w and plot the function $\theta(e)$ defined in Lemma V.9. If $\theta(e)$ is less than or equal to zero for $e \in [0, 1]$, then the rate of the residual ensemble is equal to the design rate by Lemma V.9. Then we can calculate $H(\underline{X}|\underline{S}, \underline{Z})$ using Lemma V.12. In Figure 5 we see that $\sup_{e \in [0, 1]} \theta(e) = 0$, and we get $\lim_{n \rightarrow \infty} \mathbb{E}(H(\underline{X}|\underline{S}, \underline{Z}))/n = 0.000124297$ b.p.c.u.

Finally, using (42) we get $\mathbb{E}(H(\underline{S}|\underline{Z}))/n = 0.24999998$. We thus achieve the point $(R_{ab}, R_e) = (0.25, 0.24999998)$ in the rate-equivocation region. We see that we are very close to perfect secrecy. The reason that we are so far away from the secrecy capacity $C_s = 0.321$ is that the (3, 6) ensemble for the main channel is far from being capacity achieving.

Example 4. Consider the two edge type ensemble

Two Edge Type Degree Distribution 4.

$$\begin{aligned} \Lambda(x, y) = & 0.5572098x^2y^3 + 0.1651436x^3y^3 \\ & + 0.07567923x^4y^3 + 0.0571348x^5y^3 \\ & + .043603x^7y^3 + 0.02679802x^8y^3 \\ & + 0.013885518x^{13}y^3 + 0.0294308x^{14}y^3 \\ & + 0.02225301x^{31}y^3 + 0.00886105x^{100}y^3, \end{aligned}$$

$$\Gamma^{(1)}(x) = 0.25x^9 + 0.75x^{10},$$

$$\Gamma^{(2)}(x) = x^{12}$$

where the graph induced by type one edges has the same degree distribution as Standard LDPC Degree Distribution 1 and the graph induced by type two edges is (3, 12) regular. The rate of the overall ensemble is 0.248836 and the rate from Alice to Bob is $R_{ab} = 0.25$ b.p.c.u. Consider transmission over the $\text{BEC-WT}(0.5, 0.751164)$.

In Figure 6, we plot $\Psi_{\{\Omega^{(1)}, \Phi^{(1)}\}}(u)$ for the residual ensemble $\{\Omega^{(1)}, \Phi^{(1)}\}$ induced by type one edges for transmission over the $\text{BEC}(\epsilon_w)$. Since the maximum of $\Psi_{\{\Omega^{(1)}, \Phi^{(1)}\}}(u)$ over the unit interval occurs at $u = 1$ we obtain by [15, Lemma 7] that the rate is equal to the design rate for this residual ensemble. In Figure 6 we plot $\theta(e_1, e_2)$ for the residual ensemble $(\Omega, \Phi^{(1)}, \Phi^{(2)})$ of the two edge type LDPC ensemble for transmission over the $\text{BEC}(\epsilon_w)$. Since the maximum of $\theta(e_1, e_2)$ over the unit square is zero, we obtain by Theorem V.7 that the rate is equal to the design rate for this residual two edge type ensemble. In this case we can calculate the equivocation of Eve and find it to be 0.24999999 b.p.c.u., which is very close to the rate. Thus this ensemble achieves the point $(R, R_e) = (0.25, 0.24999999)$ in the capacity-equivocation region in Figure 2. Note that the secrecy capacity is 0.251164 b.p.c.u.

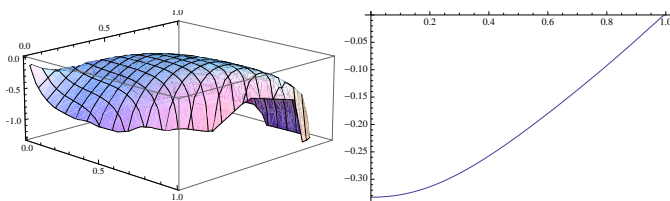


Fig. 6. $\theta(e_1, e_2)$ and $\Psi_{\{\Omega(1), \Phi(1)\}}(u)$ for Example 4.

These examples demonstrate that simple ensembles have very good secrecy performance when the weak notion of secrecy is considered.

VII. CONCLUSION

We consider the use of two edge type LDPC codes for the binary erasure wiretap channel. The reliability performance can be easily measured using density evolution recursion. We generalize the method of [15] to two edge type LDPC codes in order to measure the security performance. We find that relative simple ensembles have very good secrecy performance. We have constructed a capacity achieving sequence of two edge type LDPC ensembles for the BEC based on capacity achieving sequences for the standard LDPC ensemble. However, this construction introduces some degree one variable nodes in the ensemble for the main channel, requiring an erasure free main channel. We use linear programming methods to find ensembles that operate close to secrecy capacity. However, as the underlying channel in our setup is a BEC, it is highly desirable to construct explicit sequences of secrecy capacity achieving ensembles. Due to the two dimensional recursion of density evolution for two edge type LDPC ensembles this is a much harder problem. In our opinion, this is one of the fundamental open problems in the setting of using sparse graph codes for transmission over the BEC-WT(ϵ_m, ϵ_w).

REFERENCES

- [1] V. Rathi, M. Andersson, R. Thobaben, J. Kliewer, and M. Skoglund, "Two edge type LDPC codes for the wiretap channel," in *Signals, Systems and Computers, 2009 Conference Record of the Forty-Third Asilomar Conference on*, 2009, pp. 834–838.
- [2] M. Andersson, V. Rathi, R. Thobaben, J. Kliewer, and M. Skoglund, "Equivocation of Eve using two edge type LDPC codes for the erasure wiretap channel," in *Signals, Systems and Computers, 2010 Conference Record of the Forty Fourth Asilomar Conference on*, Nov. 2010, pp. 2045–2049.
- [3] A. D. Wyner, "The wire-tap channel," *Bell. Syst. Tech. J.*, vol. 54, no. 8, pp. 1355–1387, Oct. 1975.
- [4] Y. Liang, H. V. Poor, and S. Shamai (Shitz), "Information theoretic security," *Foundations and Trends in Communications and Information Theory*, vol. 5, no. 4-5, pp. 355–580, 2009.
- [5] A. Thangaraj, S. Dohidar, A. Calderbank, S. McLaughlin, and J.-M. Merolla, "Applications of LDPC codes to the wiretap channel," *Information Theory, IEEE Transactions on*, vol. 53, no. 8, pp. 2933–2945, Aug. 2007.
- [6] R. Liu, H. Poor, P. Spasojevic, and Y. Liang, "Nested codes for secure transmission," in *Personal, Indoor and Mobile Radio Communications, 2008. PIMRC 2008. IEEE 19th International Symposium on*, Sept. 2008, pp. 1–5.
- [7] R. Zamir, S. Shamai, and U. Erez, "Nested linear/lattice codes for structured multiterminal binning," *Information Theory, IEEE Transactions on*, vol. 48, no. 6, pp. 1250–1276, June 2002.
- [8] A. T. Suresh, A. Subramanian, A. Thangaraj, M. Bloch, and S. W. McLaughlin, "Strong secrecy for erasure wiretap channels," in *Proceedings of Information Theory Workshop Dublin*, Aug. 2010.

- [9] Y. Chen and A. J. H. Vinck, "On the binary symmetric wiretap channel," in *Proceedings of International Zurich Seminar on Communications*, Mar. 2010, pp. 17–20.
- [10] E. Arikan, "Channel polarization: A method for constructing capacity-achieving codes for symmetric binary-input memoryless channels," *Information Theory, IEEE Transactions on*, vol. 55, no. 7, pp. 3051–3073, July 2009.
- [11] M. Andersson, V. Rathi, R. Thobaben, J. Kliewer, and M. Skoglund, "Nested polar codes for wiretap and relay channels," *Communications Letters, IEEE*, vol. 14, no. 8, pp. 752–754, Aug. 2010.
- [12] H. Mahdaviyar and A. Vardy, "Achieving the secrecy capacity of wiretap channels using polar codes," in *International Symposium on Information Theory (ISIT), Austin, USA*, June 2010.
- [13] O. Koyluoglu and H. El Gamal, "Polar coding for secure transmission and key agreement," in *Personal Indoor and Mobile Radio Communications (PIMRC), 2010 IEEE 21st International Symposium on*, sept. 2010, pp. 2698–2703.
- [14] E. Hof and S. Shamai, "Secrecy-achieving polar-coding," in *IEEE Information Theory Workshop (ITW), Dublin, Ireland*, Aug. 2010.
- [15] C. Méasson, A. Montanari, and R. Urbanke, "Maxwell construction: The hidden bridge between iterative and maximum a posteriori decoding," *Information Theory, IEEE Transactions on*, vol. 54, no. 12, pp. 5277–5307, 2008.
- [16] V. Rathi, "Non-binary LDPC codes and EXIT like functions," Ph.D. dissertation, Swiss Federal Institute of Technology (EPFL), Lausanne, 2008.
- [17] V. Rathi and I. Andriyanova, "Some Results on MAP Decoding of Non-Binary LDPC Codes over the BEC," *Accepted to IEEE Transactions on Information Theory*, 2010.
- [18] D. MacKay, "Good error-correcting codes based on very sparse matrices," *Information Theory, IEEE Transactions on*, vol. 45, no. 2, pp. 399–431, Mar. 1999.
- [19] T. Richardson, A. Shokrollahi, and R. Urbanke, "Design of capacity-approaching irregular low-density parity-check codes," *Information Theory, IEEE Transactions on*, vol. 47, no. 2, pp. 619–637, Feb. 2001.
- [20] T. Richardson and R. Urbanke, *Modern Coding Theory*. Cambridge University Press, 2008.
- [21] M. Luby, M. Mitzenmacher, A. Shokrollahi, and D. A. Spielman, "Efficient erasure correcting codes," *Information Theory, IEEE Transactions on*, vol. 47, no. 2, pp. 569–584, Feb. 2001.
- [22] M. Luby, M. Mitzenmacher, M. Shokrollahi, and D. Spielman, "Improved low-density parity-check codes using irregular graphs," *Information Theory, IEEE Transactions on*, vol. 47, no. 2, pp. 585–598, Feb. 2001.
- [23] R. Hinton and S. Wilson, "Analysis of peeling decoder for MET ensembles," Jan. 2010, pp. 1–5.
- [24] R. Ikegaya, K. Kasai, Y. Shimoyama, T. Shibuya, and K. Sakaniwa, "Weight and stopping set distributions of two-edge type LDPC code ensembles," *IEICE Trans. Fundam. Electron. Commun. Comput. Sci.*, vol. E88-A, no. 10, pp. 2745–2761, 2005.
- [25] K. Kasai, T. Awano, D. Declercq, C. Poulliat, and K. Sakaniwa, "Weight distributions of multi-edge type LDPC codes," in *ISIT'09: Proceedings of the 2009 IEEE international conference on Symposium on Information Theory*, June 2009, pp. 60–64.
- [26] D. Burshtein and G. Miller, "Asymptotic enumeration methods for analyzing LDPC codes," *Information Theory, IEEE Transactions on*, vol. 50, no. 6, pp. 1115–1131, June 2004.

APPENDIX A PROOF OF LEMMA V.1

Proof: Consider a residual graph G . Consider two type one edges e_1 and e_2 (the argument is the same for type two edges). Swap the check node side end points of e_1 and e_2 . We denote the resulting graph by G' . The proof is completed by noting that the number of erasure patterns which result in G are equal to the number of number of erasure patterns which result in G' . This is because if the variable nodes in G form the largest stopping set in the erasure pattern then so do the variable nodes in G' . ■

APPENDIX B
PROOF OUTLINE OF LEMMA V.2

Proof: The proof for the standard LDPC case uses the Wormald technique described in [20, App. C]. Our proof is the same as that for the standard LDPC case except that we have to keep track of the degree distribution of two different types of edges.

Assume that in the peeling decoder a degree one check node is chosen randomly from the set of degree one check nodes. Let $G(t)$ be the residual graph after the t^{th} iteration of the peeling decoder. Let $V_{i_1 i_2}^{(1)}(t)$ (resp. $V_{i_1 i_2}^{(2)}(t)$) be the number of type one (resp. type 2) edges which are connected to a variable node of degree (i_1, i_2) in $G(t)$. For $j \in \{1, 2\}$, let $V^{(j)}(t)$ be the vector of number of type j edges of different degrees i.e. $V^{(j)}(t) = \{V_{i_1 i_2}^{(j)}(t)\}_{i_1, i_2}$. Let $C_i^{(1)}(t)$ (resp. $C_i^{(2)}(t)$) be the number of type one (resp. type two) edges which are connected to type one (resp. type two) check nodes of degree i at time t . For $j \in \{1, 2\}$, let $C^{(j)}(t) = \{C_i^{(j)}(t)\}_i$. To show the concentration of the residual degree distribution using the Wormald technique, we note that $(V^{(1)}(t), V^{(2)}(t), C^{(1)}(t), C^{(2)}(t))$ is a Markov process. The next requirement is that the maximum possible change in $V_{i_1 i_2}^{(j)}(t)$ and $C_i^{(j)}(t)$ for $j \in \{1, 2\}$, for all (i_1, i_2) and for all i after an iteration of the peeling decoder should be bounded. This is true as all the degrees are finite. The functions which describe the expected change in $V_{i_1 i_2}^{(j)}(t)$ and $C_i^{(j)}(t)$ are also Lipschitz continuous in $(V^{(1)}(t)/n, V^{(2)}(t)/n, C^{(1)}(t)/n, C^{(2)}(t)/n)$, where n is the number of variable nodes. For example, as long as $C_1^{(1)}(t) + C_1^{(2)}(t) > 0$, for $j \in \{1, 2\}$

$$\begin{aligned} \mathbb{E} \left[V_{i_1 i_2}^{(j)}(t+1) - V_{i_1 i_2}^{(j)}(t) \middle| V^{(1)}(t), V^{(2)}(t), C^{(1)}(t), C^{(2)}(t) \right] \\ = - \frac{i_j V_{i_1 i_2}^{(j)}}{\sum_{l_1, l_2} V_{l_1 l_2}^{(j)}}. \end{aligned}$$

The RHS of the previous equation is the same as that for the standard LDPC ensemble which has been shown to be Lipschitz continuous.

The last required condition is that of initial concentration, i.e. the concentration condition should be satisfied at the beginning of the peeling decoder. This proof is the same as that for the standard LDPC ensemble given in [20, App. C]. ■

APPENDIX C
PROOF OF LEMMA V.5

Proof: The terms in the expansion of $\prod_{l_1, l_2} (1 + u_1^{l_1} u_2^{l_2})^{n \Lambda_{l_1, l_2}}$ have the form

$$u_1^{\sum_{l_1, l_2} l_1 k(l_1, l_2) \Lambda_{l_1, l_2}} u_2^{\sum_{l_1, l_2} l_2 k(l_1, l_2) \Lambda_{l_1, l_2}},$$

where $0 \leq k(l_1, l_2) \leq n$. If the coefficient of $u_1^{e_1 n \Lambda'_1(1,1)} u_2^{e_2 n \Lambda'_2(1,1)}$ is non-zero, there exist $\{k(l_1, l_2)\}_{l_1, l_2}$ such that

$$\sum_{l_1, l_2} l_1 k(l_1, l_2) \Lambda_{l_1, l_2} = e_1 n \Lambda'_1(1,1)$$

and

$$\sum_{l_1, l_2} l_2 k(l_1, l_2) \Lambda_{l_1, l_2} = e_2 n \Lambda'_2(1,1)$$

which is the same as

$$(e_1, e_2) = \left(\frac{\sum_{l_1, l_2} l_1 \Lambda_{l_1, l_2} \sigma(l_1, l_2)}{\Lambda'_1(1,1)}, \frac{\sum_{l_1, l_2} l_2 \Lambda_{l_1, l_2} \sigma(l_1, l_2)}{\Lambda'_2(1,1)} \right),$$

where $0 \leq \sigma(l_1, l_2) = k(l_1, l_2)/n \leq 1$. When n grows this is the same as (55). ■

APPENDIX D
PROOF OF LEMMA V.6

Proof: We show that \mathcal{E} is the set between the two piecewise linear curves described in the statement of this lemma. We show this by varying the $\sigma(l_1, l_2)$ between 0 and 1 while trying to make the ratio e_1/e_2 as large as possible. Start by letting $\sigma(l_1, l_2) = 0$ if l_1/l_2 is not maximal, and letting $\sigma(l_1, l_2)$ increase to 1 if l_1/l_2 is maximal. This traces out the line between $(0, 0)$ and p_1 , and clearly we can not have (e_1, e_2) below this line for $(e_1, e_2) \in \mathcal{E}$. Then increase $\sigma(l_1, l_2)$ for l_1, l_2 such that l_1/l_2 takes the second largest value. This traces out the line between p_1 and $p_1 + p_2$ and again it is clear that we can not have (e_1, e_2) below this line for $(e_1, e_2) \in \mathcal{E}$. We continue like this until we have $\sigma(l_1, l_2) = 1$ for all l_1, l_2 , which corresponds to the point $(1, 1)$. The upper curve is obtained by reversing the order and starting with the line between $(0, 0)$ and p_D . ■

APPENDIX E
PROOF OF LEMMA V.10

Proof: Take the derivative of $\theta(e)$ with respect to e to get

$$\begin{aligned} \frac{d\theta}{de} &= (1 - l_1 - l_2) \log \left(\frac{1-e}{e} \right) - l_1 \log v_1 - l_2 \log v_2 \\ &= \log \left(\frac{1-e}{e} \right) - l_1 \log \left(\frac{(1-e)v_1}{e} \right) \\ &\quad - l_2 \log \left(\frac{(1-e)v_2}{e} \right). \end{aligned}$$

Using (59) and (60) we obtain

$$\begin{aligned} \frac{1-e}{e} &= \frac{1 - \frac{v_1}{\Gamma^{(1)}(1)} \sum_{r_1} r_1 \Gamma_{r_1}^{(1)} \frac{(1+v_1)^{r_1-1} - (1-v_1)^{r_1-1}}{(1+v_1)^{r_1} + (1-v_1)^{r_1}}}{\frac{v_1}{\Gamma^{(1)'(1)} \sum_{r_1} r_1 \Gamma_{r_1}^{(1)} \frac{(1+v_1)^{r_1-1} - (1-v_1)^{r_1-1}}{(1+v_1)^{r_1} + (1-v_1)^{r_1}}} \\ &= \frac{\sum_{r_1} r_1 \Gamma_{r_1}^{(1)} \left(1 - v_1 \frac{(1+v_1)^{r_1-1} - (1-v_1)^{r_1-1}}{(1+v_1)^{r_1} + (1-v_1)^{r_1}} \right)}{\sum_{r_1} r_1 \Gamma_{r_1}^{(1)} v_1 \frac{(1+v_1)^{r_1-1} - (1-v_1)^{r_1-1}}{(1+v_1)^{r_1} + (1-v_1)^{r_1}}} \\ &= \frac{\sum_{r_1} r_1 \Gamma_{r_1}^{(1)} \frac{(1+v_1)^{r_1-1} + (1-v_1)^{r_1-1}}{(1+v_1)^{r_1} + (1-v_1)^{r_1}}}{\sum_{r_1} r_1 \Gamma_{r_1}^{(1)} v_1 \frac{(1+v_1)^{r_1-1} - (1-v_1)^{r_1-1}}{(1+v_1)^{r_1} + (1-v_1)^{r_1}}} \end{aligned}$$

or

$$\frac{(1-e)v_1}{e} = \frac{\sum_{r_1} r_1 \Gamma_{r_1}^{(1)} \frac{(1+v_1)^{r_1-1} + (1-v_1)^{r_1-1}}{(1+v_1)^{r_1} + (1-v_1)^{r_1}}}{\sum_{r_1} r_1 \Gamma_{r_1}^{(1)} \frac{(1+v_1)^{r_1-1} - (1-v_1)^{r_1-1}}{(1+v_1)^{r_1} + (1-v_1)^{r_1}}}. \quad (70)$$

We obtain a similar expression for $(1-e)v_2/e$. Note that $v_j(e)$ are increasing functions of e and $v_j(1/2) = 1$. Thus for $e > 1/2$, $v_j > 1$ which together with (70) implies $\frac{(1-e)v_j}{e} > 1$ when all r are odd. This in turn implies that $\frac{d\theta}{de} < 0$ for $e > 1/2$. ■

APPENDIX F
PROOF OF LEMMA V.11

Proof: First we show that $v(1-e) = 1/v(e)$ if there are only even degrees. Let $v_j(e) = v$ and $1/v = \tilde{v}$. Then

$$\begin{aligned} e &= \frac{1/\tilde{v}}{\Gamma^{(j)'}(1)} \sum_r r \Gamma_r^{(j)} \frac{(1+1/\tilde{v})^{r-1} - (1-1/\tilde{v})^{r-1}}{(1+1/\tilde{v})^r + (1-1/\tilde{v})^r} \\ &= \frac{1}{\Gamma^{(j)'}(1)} \sum_r r \Gamma_r^{(j)} \frac{(1+\tilde{v})^{r-1} + (1-\tilde{v})^{r-1}}{(1+\tilde{v})^r + (1-\tilde{v})^r} \end{aligned}$$

and

$$\begin{aligned} 1-e &= 1 - \frac{v}{\Gamma^{(j)'}(1)} \sum_r r \Gamma_r^{(j)} \frac{(1+v)^{r-1} - (1-v)^{r-1}}{(1+v)^r + (1-v)^r} \\ &= \frac{1}{\Gamma^{(j)'}(1)} \sum_r \Gamma_r^{(j)} \left(1 - v \frac{(1+v)^{r-1} - (1-v)^{r-1}}{(1+v)^r + (1-v)^r} \right) \\ &= \frac{1}{\Gamma^{(j)'}(1)} \sum_r r \Gamma_r^{(j)} \frac{(1+v)^{r-1} + (1-v)^{r-1}}{(1+v)^r + (1-v)^r} \end{aligned}$$

These two equations imply that $v(1-e) = 1/v(e)$. Now note that

$$q_r(1/v) = \frac{q_r(v)}{v^r}$$

for r even, so

$$\begin{aligned} \theta(1-e) &= (1-l_1-l_2)h(1-e) + \frac{l_1}{\Gamma^{(1)'}(1)} \sum_r \Gamma_r^{(1)} \log \frac{q_r(v_1)}{v_1^r} \\ &\quad + \frac{l_2}{\Gamma^{(2)'}(1)} \sum_r \Gamma_r^{(2)} \log \frac{q_r(v_2)}{v_2^r} - (1-e)l_1 \log(1/v_1) \\ &\quad - (1-e)l_2 \log(1/v_2) - R_{\text{des}} \\ &= (1-l_1-l_2)h(1-e) + \frac{l_1}{\Gamma^{(1)'}(1)} \sum_r \Gamma_r^{(1)} \log q_r(v_1) \\ &\quad - l_1 \log v_1 + \frac{l_2}{\Gamma^{(2)'}(1)} \sum_r \Gamma_r^{(2)} \log q_r(v_2) - l_2 \log v_2 \\ &\quad + (1-e)l_1 \log(v_1) + (1-e)l_2 \log(v_2) - R_{\text{des}} \\ &= \theta(e), \end{aligned}$$

using that

$$\frac{l_j}{\Gamma^{(j)'}(1)} \sum_r \Gamma_r^{(j)} \log v_j^r = \frac{l_j}{\Gamma^{(j)'}(1)} \sum_r r \Gamma_r^{(j)} \log v_j = l_j \log v_j$$

in the second equality. ■