

Trajectory and stability of Lagrangian point L_2 in the Sun-Earth system

Badam Singh Kushvah

*Department of Applied Mathematics, Indian School of Mines Dhanbad-826004(Jharkhand)
India*

bskush@gmail.com, kushvah.bs.am@ismdhanbad.ac.in

ABSTRACT

This paper describes design of the trajectory and analysis of the stability of collinear point L_2 in the Sun-Earth system. The modified restricted three body problem with additional gravitational potential from the belt is used as the model for the Sun-Earth system. The effect of radiation pressure of the Sun and oblate shape of the Earth are considered. The point L_2 is asymptotically stable upto a specific value of time t correspond to each set of values of parameters and initial conditions. The results obtained from this study would be applicable to locate a satellite, a telescope or a space station around the point L_2 .

Subject headings: trajectory: stability: radiation pressure: rtbp:celestial mechanics

1. Introduction

This paper deals with the Sun-Earth system with the modified restricted three body problem model[as in Kushvah (2009a,b)] including radiation pressure, oblateness of the Earth and influence of the belt. Further it considered that the primary bodies are moving in circular orbits about their center of mass. It is well-known that five equilibrium points(Lagrangian points) that appear in the planar restricted three-body problem are very important for astronomical applications. The collinear points are unstable and the triangular points are conditionally stable in the classical restricted three body problem[please see Szebehely (1967)]. This can be seen in the Sun-Jupiter system where several thousand asteroids(collectively referred to as Trojan asteroids), are in orbits of triangular equilibrium

points. But collinear equilibrium points are also made linearly stable by continuous corrections of their orbits (“halo orbits”). In other words the collinear equilibrium points are metastable points in the sense that, like a ball sitting on top of a hill. However, in practice these Lagrange points have proven to be very useful indeed since a spacecraft can be made to execute a small orbit about one of these Lagrange points with a very small expenditure of energy[please see Farquhar (1967, 1969)].

We considered the Chermnykh’s problem which is a new kind of restricted three body problem, it was first time studied by Chermnykh (1987). This problem generalizes two classical problems of Celestial mechanics: the two fixed center problem and the restricted three body problem. This gives wide perspectives for applications of the problem in celestial mechanics and astronomy. The importance of the problem in astronomy has been addressed by Jiang and Yeh (2004a). Some planetary systems are claimed to have discs of dust and they are regarded to be young analogues of the Kuiper Belt in our Solar System. If these discs are massive enough, they should play important roles in the origin of planets’orbital elements. Since the belt of planetesimal often exists within a planetary system and provides the possible mechanism of orbital circularization, it is important to understand the solutions of dynamical systems with the planet-belt interaction. The Chermnykh’s problem has been studied by many scientists such as Jiang and Yeh (2004b), Papadakis (2004), Papadakis (2005) and Jiang and Yeh (2006); Yeh and Jiang (2006).

The present paper investigates the nature of collinear equilibrium point L_2 because of the interested point to locate an artificial satellite. Although there are two new equilibrium points due to mass of the belt (larger than 0.15) as obtained by Jiang and Yeh (2006); Yeh and Jiang (2006), but they are left to be examined. All the results are computed numerically using same technique as in Grebennikov and Kozak-Skoworodkin (2007), because pure analytical methods are not suitable. For specific time intervals, and initial values, these results provide new information on the behavior of trajectories around the Lagrangian point L_2 .

2. Location of the Lagrangian Points

It is supposed that the motion of an infinitesimal mass particle is influenced by the gravitational force from primaries and a belt of mass M_b . The units of the mass and the distance are taken such that sum of the masses and the distance between primaries are unities. The unit of the time i.e. the time period of m_1 about m_2 consists of 2π units such that the Gaussian constant of gravitational $\mathbf{k}^2 = 1$. Then perturbed mean motion n of the primaries is given by $n^2 = 1 + \frac{3A_2}{2} + \frac{2M_b r_c}{(r_c^2 + T^2)^{3/2}}$, where $T = \mathbf{a} + \mathbf{b}$, \mathbf{a} , \mathbf{b} are flatness and core parameters respectively which determine the density profile of the belt. $r_c^2 = (1 - \mu)q_1^{2/3} + \mu^2$,

$A_2 = \frac{r_e^2 - r_p^2}{5r^2}$ is the oblateness coefficient of m_2 ; r_e, r_p are the equatorial and polar radii of m_2 respectively. $r = \sqrt{x^2 + y^2}$ is the distance between primaries and $x = f_1(t), y = f_2(t)$ are the functions of time t i.e. t is only independent variable. The mass parameter is $\mu = \frac{m_2}{m_1 + m_2}$ (9.537×10^{-4} for the Sun-Jupiter and 3.00348×10^{-6} for the Sun-Earth mass distributions respectively). $q_1 = 1 - \frac{F_p}{F_g}$ is a mass reduction factor, where F_p is the solar radiation pressure force which is exactly apposite to the gravitational attraction force F_g . The coordinates of m_1, m_2 are $(-\mu, 0), (1 - \mu, 0)$ respectively. In the above mentioned reference system and Miyamoto and Nagai (1975) model, the equations of motion of the infinitesimal mass particle in the xy -plane formulated as [please see Kushvah (2008), Kushvah (2009a)]:

$$\ddot{x} - 2n\dot{y} = \Omega_x, \quad (1)$$

$$\ddot{y} + 2n\dot{x} = \Omega_y, \quad (2)$$

where

$$\begin{aligned} \Omega_x &= n^2 x - \frac{(1-\mu)q_1(x+\mu)}{r_1^3} - \frac{\mu(x+\mu-1)}{r_2^3} - \frac{3\mu A_2(x+\mu-1)}{2r_2^5} \\ &\quad - \frac{M_b x}{(r^2 + T^2)^{3/2}}, \\ \Omega_y &= n^2 y - \frac{(1-\mu)q_1 y}{r_1^3} - \frac{\mu y}{r_2^3} - \frac{3\mu A_2 y}{2r_2^5} - \frac{M_b y}{(r^2 + T^2)^{3/2}}, \\ \Omega &= \frac{n^2(x^2 + y^2)}{2} + \frac{(1-\mu)q_1}{r_1} + \frac{\mu}{r_2} + \frac{\mu A_2}{2r_2^3} + \frac{M_b}{(r^2 + T^2)^{1/2}}, \\ r_1 &= \sqrt{(x+\mu)^2 + y^2}, r_2 = \sqrt{(x+\mu-1)^2 + y^2}. \end{aligned} \quad (3)$$

From equations (1) and (2), the Jacobian integral is given by:

$$E = \frac{1}{2} (\dot{x}^2 + \dot{y}^2) - \Omega(x, y, \dot{x}, \dot{y}) = (\text{Constant}), \quad (4)$$

which is related to the Jacobian constant $C = -2E$. The location of three collinear equilibrium points and two triangular equilibrium points is computed by dividing the orbital plane into three parts $L_1, L_{4(5)}$: $\mu < x < (1 - \mu)$, L_2 : $(1 - \mu) < x$ and L_3 : $x < -\mu$. For the collinear points, an algebraic equation of the fifth degree is solved numerically with initial approximations to the Taylor-series as:

$$x(L_1) = 1 - \left(\frac{\mu}{3}\right)^{1/3} + \frac{1}{3}\left(\frac{\mu}{3}\right)^{2/3} - \frac{26\mu}{27} + \dots, \quad (5)$$

$$x(L_2) = 1 + \left(\frac{\mu}{3}\right)^{1/3} + \frac{1}{3}\left(\frac{\mu}{3}\right)^{2/3} - \frac{28\mu}{27} + \dots, \quad (6)$$

$$x(L_3) = -1 - \frac{5\mu}{12} + \frac{1127\mu^3}{20736} + \frac{7889\mu^4}{248832} + \dots \quad (7)$$

The solution of differential equations (1) and (2) is presented as interpolation function which is plotted for various integration intervals by substituting specific values of the time t and initial conditions i.e. $x(0) = x(L_i), y(0) = 0$ where $i = 1 - 3$ and $x(0) = \frac{1}{2} - \mu, y(0) = \pm \frac{\sqrt{3}}{2}$ (for the triangular equilibrium points). The equilibrium points are shown in figure 1 in which two panels i.e. (I) pink points correspond to the collinear points and black points correspond to the triangular points for the Sun-Earth system, whereas panel (II) show the zoom of the neighborhood of L_2 . The numerical values of these points are presented in Table 1. It is seen that the positions of L_1, L_3 are shifted to rightward; L_2, L_4 are shifted to leftward; and L_4 is also shifted to downward with respect to their positions in the classical problem. The nature of the L_5 is not discussed in present model because it is same as the nature of L_4 . But the detail behavior of the L_2 with stability regions is discussed in sections 3 & 4.

Table 1: Location of equilibrium points, when $T = 0.1, A_2 = 0.25$ and $M_b = 0.25$.

| $q_1 = 0.75$ | | | $q_1 = 0.5$ | |
|--------------|-----------|----------|-------------|----------|
| L_i | x | y | x | y |
| L_1 | 0.844989 | 0 | 0.671768 | 0 |
| L_2 | 1.03519 | 0 | 1.03118 | 0 |
| L_3 | -0.845423 | 0 | -0.671796 | 0 |
| L_4 | 0.419679 | 0.733898 | 0.337923 | 0.580616 |

2.1. Comments on the Parameters

However, in general, it might be difficult to know the critical values of the parameters, but they could be obtained with the help of Interval Arithmetic (IA), which was introduced by Moore (1963). As per the IA, if $I_a = [a_1, a_2], I_b = [b_1, b_2]$ be two intervals, then four basic arithmetic operations can be defined as:

- Sum: $I_1 + I_2 = [a_1 + b_1, a_2 + b_2]$.
- Difference: $I_1 - I_2 = [a_1 - b_2, a_2 - b_1]$.
- Product: $I_1 \times I_2 = [\min(a_1b_1, a_1b_2, a_2b_1, a_2b_2), \max(a_1b_1, a_1b_2, a_2b_1, a_2b_2)]$.
- Division: $I_1/I_2 = [\min(a_1/b_1, a_1/b_2, a_2/b_1, a_2/b_2), \max(a_1/b_1, a_1/b_2, a_2/b_1, a_2/b_2)]$. The division by an interval containing zero is not defined in basic IA, so this case is avoided.

It is supposed that mass of the Sun m_1 is greater than mass of the Earth m_2 , therefore $m_1 \leq m_1 + m_2$ and $m_2 \leq m_1 + m_2$. In other words, m_1 lies in $[\epsilon_1, m_1 + m_2]$ and m_2 lies in

$[\epsilon_2, m_1 + m_2]$, where $\epsilon_1 \geq \epsilon_2 \geq 0$. Using relation $\mu = \frac{m_2}{m_1+m_2}$, the domain of mass parameter can be obtained as:

$$\mu \in \frac{[\epsilon_2, m_1 + m_2]}{[\epsilon_1, m_1 + m_2] + [\epsilon_2, m_1 + m_2]}, \quad (8)$$

$$\text{or } \mu \in \left[\frac{\epsilon_2}{2}, \frac{m_1 + m_2}{2} \right]. \quad (9)$$

From relation $r_c^2 = (1 - \mu)q_1^{2/3} + \mu^2$, the domain of mass reduction factor q_1 is given as:

$$q_1^{2/3} \in \left[\frac{\epsilon_2^2 - (m_1 + m_2)^2}{1 - \frac{(m_1+m_2)}{2}}, \frac{r^2 - \epsilon_2^2}{1 - \frac{(m_1+m_2)}{2}} \right]. \quad (10)$$

And from relation $A_2 = \frac{r_e^2 - r_p^2}{5r^2}$, where $r_e \in [\epsilon_4, r]$ and $r_e \in [\epsilon_5, r]$, $\epsilon_4 \geq \epsilon_5 \geq 0$. The domain of oblateness coefficient can be obtained as:

$$A_2 \in \frac{[\epsilon_4, r]^2 - [\epsilon_5, r]^2}{5r^2} \quad (11)$$

$$\text{or } A_2 \in \left[\frac{\epsilon_4^2}{5r^2} - \frac{1}{5}, \frac{1}{5} - \frac{\epsilon_5^2}{5r^2} \right] \quad (12)$$

Now from relation $n^2 = 1 + \frac{3A_2}{2} + \frac{2M_b r_c}{(r_c^2 + T^2)^{3/2}}$, $n \in [0, 2]$, $T = 0.1$, then the domain of M_b is obtained as $[0, \frac{33(r+0.01)^{3/2}}{20r}]$. In particular if $\epsilon_i = 0 (i = 1, 2, 3, 4, 5)$, $m_1 + m_2 = 1$ (unit of mass), $r_c = r = 1$ (unit of distance), then it is obtained $\mu \in [0, \frac{1}{2}]$, $q_1 \in [-2\sqrt{2}, 2\sqrt{2}]$, $A_2 \in [-\frac{1}{5}, \frac{1}{5}]$, and $M_b \in [0, 1.6748]$. But in the present model it is considered that $0 \leq F_p \leq F_g$, $r_e \geq r_p$, so definitely q_1 lies in $[0, 1]$, $A_2 \in [0, 1/5]$ i.e $A_2 = 2.4337 \times 10^{-12}$.

3. Trajectory of L_2

The equations (1-2) with initial conditions $x(0) = x(L_2), y(0) = 0, x'(0) = y'(0) = 0$ are used to determine the trajectories of L_2 for different possible cases. For plotting of the figures, the position of L_2 at $t = 0$ is considered as the origin of coordinate axes. The figure 2 show the trajectories of L_2 with four panels when $q_1 = 1, M_b = 0.25, A_2 = 0$. The panels (I-II): describe the case $0 < t < 927.3$. In panel(I) trajectory is moving chaotically around the L_2 with $x \in (-1.66639, 1.66663)$, $y \in (-1.66885, 1.6708)$ and in panel (II) the energy integral E is oscillating with negative values (approximate value is -1.99804). The panels (III-IV) are plotted for $927 \leq t \leq 933$ for which the trajectory departs from the point and energy integral becomes negative for $t < 929.9$, after this time it becomes positive. The maximum value of E is 43.8974 (at $t=931.5$). Also, when $t > 931.5$ then E is found strictly

decreasing. The effect of Earth oblateness to the trajectory of L_2 is shown in figure 3 which is plotted for $q_1 = 1$, $M_b = 0.25$ and $A_2 = 0.0004$. The behaviour of trajectory is almost same as in above case, and integral of energy is negative for $0 < t < 937.47$. It is clear from panels (I-II) the trajectory moves away from the Lagrangian point L_2 when $t \geq 940$. Initially energy integral has negative values for time $0 \leq t \leq 940$ and it becomes positive for time $940 \leq t \leq 942.02$, which attains maxima $E = 25.2749$ at $t = 941.6$, if $t \geq 942.03$ then $E < 0$ is found.

The details of trajectory and energy are presented in Table 2 for various values of parameters and the effect of parameters on the stability is presented in Table 3, when $A_2 = 2.4337 \times 10^{-12}$ (for Sun-Earth system). One can see that maximum value t_m of time for which trajectory moves around the points, which is an decreasing function of M_b . When A_2 is very small in ($10^{-10} - 10^{-3}$) the value of t_m is initially decreasing function of A_2 and increasing function of q_1 . It is obtained that the value of t_m is very small when $A_2 > 10^{-2}$.

4. Stability of L_2

Suppose the coordinates (x_1, y_1) of L_2 are initially perturbed by changing $x(0) = x_1 + \epsilon \cos(\phi)$, $y(0) = y_1 + \epsilon \sin(\phi)$, where

$$\phi = \arctan\left(\frac{y(0) - y_1}{x(0) - x_1}\right) \in (0, 2\pi),$$

$0 \leq \epsilon = \sqrt{(x(0) - x_1)^2 + (y(0) - y_1)^2} < 1$, and ϕ indicates the direction of the initial position vector in the local frame. If the $\epsilon = 0$ means there is no perturbation. It is supposed that the $\epsilon = 0.001$ and the $\phi = \frac{\pi}{4}$ to examine the stability of L_2 . Figure 4 show the path of test particle and its energy with four panels i.e. the panels (I&III): $q_1 = 0.75, 0.50, A_2 = 0.0$, in (I) trajectory of perturbed L_2 moves in chaotic-circular path around initial position without deviating far from it, then steadily move out of the region. It is found that the test particle moves in the stability region and returns repeatedly on its initial position. The blue solid curves represent $M_b = 0.25$, for panel(I) $t \leq 530$ and for panel (II) $t \leq 425$. The red dashed curves represent $M_b = 0.50$, for panel(III) $t \leq 510$ and panel (IV) $t \leq 350$. The effect of oblateness of the second primary is shown in figure 5 when $q_1 = 0.75, M_b = 0.25$. The panels (I&III) show the trajectory of perturbed point L_2 and (II&IV) show the energy of that point. The blue solid lines correspond to $A_1 = 0.25$ and red dashed lines correspond to $A_2 = 0.50$. One can see that the oblate effect is very powerful on the trajectory and on the stability of L_2 . When A_2 is very small the L_2 is asymptotically stable for the value of t which lies within a certain interval. But if oblate effect of second primary is grater than 10^{-2} , the stability region of L_2 disappears.

Table 2. Maximum value of time t_m for which trajectory of L_2 moves around the point when $A_2 = 10^{-j}$, pair (q_1, M_b) .

| j | (1,0) | (1,0.25) | (1,0.50) | (0.75,0) | (0.75,0.25) | (0.75,0.50) | (0.50,0) | (0.50,0.25) | (0.50,0.50) |
|-----|------------|-----------|-----------|-----------|-------------|-------------|-----------|-------------|-------------|
| -10 | 1331.93101 | 922.79781 | 788.32512 | 180.74391 | 503.43326 | 505.77125 | 808.57010 | 420.18206 | 409.85720 |
| -9 | 1293.30457 | 922.27673 | 790.59409 | 194.76252 | 681.94769 | 520.06460 | 420.18206 | 420.60738 | 401.85174 |
| -8 | 1298.97760 | 921.81836 | 785.85800 | 419.97449 | 505.87022 | 521.37550 | 407.38452 | 407.38452 | 394.22863 |
| -7 | 1245.34016 | 927.64717 | 787.31619 | 652.84935 | 656.81667 | 535.30463 | 414.11940 | 414.11940 | 405.16373 |
| -6 | 1270.43530 | 929.71580 | 789.17206 | 606.81842 | 600.2735 | 521.63088 | 423.85070 | 423.85070 | 406.16332 |
| -5 | 1.21501 | 929.21181 | 787.05192 | 388.61276 | 638.00066 | 537.18908 | 424.55070 | 424.55069 | 399.15415 |
| -4 | 0.43533 | 924.27518 | 89.10469 | 596.68529 | 594.73322 | 516.01512 | 403.91467 | 403.91466 | 399.15415 |
| -3 | 0.13977 | 0.18754 | 790.81103 | 0.18391 | 542.68447 | 493.82489 | 394.12204 | 394.12204 | 422.23115 |
| -2 | 0.04427 | 0.045214 | 0.04624 | 0.04517 | 0.047163 | 0.04951 | 0.05098 | 0.05098 | 0.05088 |
| -1 | 0.01400 | 0.01403 | 0.01406 | 0.01403 | 0.01408 | 0.01414 | 0.01417 | 0.01417 | 0.01417 |

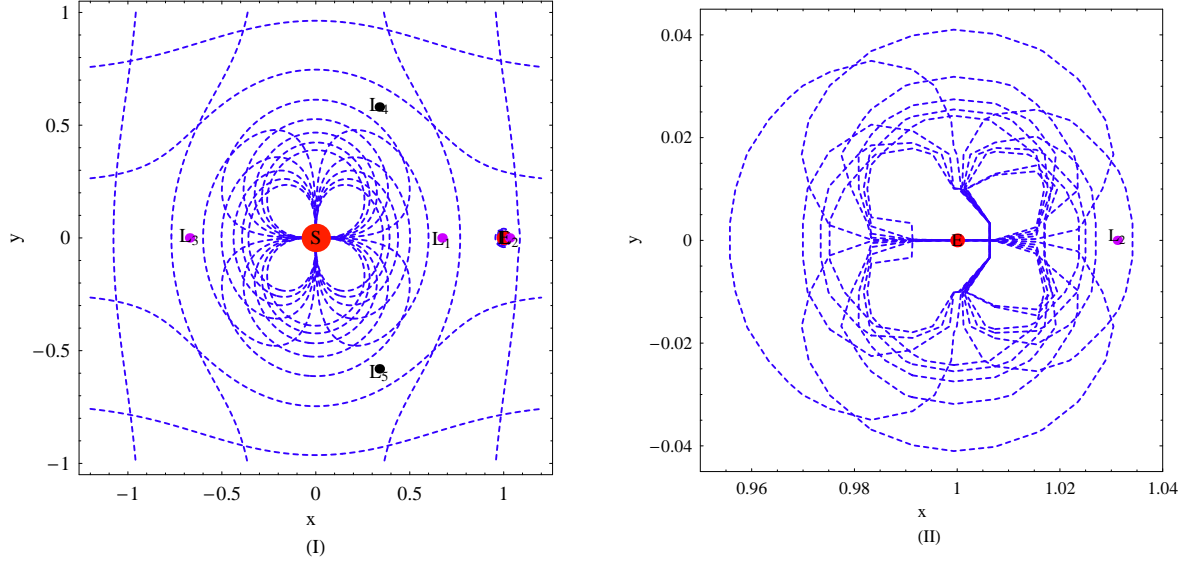


Fig. 1.— The position of equilibrium points when $T=0.1$, $q_1 = 0.5$, $A_2 = 0.25$ and $M_b = 0.25$, panel (I): Pink points are collinear points and black points are triangular points (II): Position of L_2 with respect to Earth is shown in zoom.

Table 3: Time t_m for the stability of L_2 when $T = 0.1$, $A_2 = 2.4337 \times 10^{-12}$

| q_1 | $M_b=0.0$ | $M_b=0.20$ | $M_b = 0.40$ | $M_b = 0.60$ | $M_b = 0.80$ | $M_b = 1.00$ |
|-------|------------|------------|--------------|--------------|--------------|--------------|
| 1.00 | 1330.94105 | 898.46095 | 740.63037 | 612.37135 | 476.86492 | 338.8331 |
| 0.90 | 822.12754 | 846.66095 | 695.75819 | 475.72650 | 384.90335 | 315.45105 |
| 0.80 | 872.68679 | 680.99491 | 577.52196 | 428.50822 | 357.90646 | 320.62530 |
| 0.70 | 645.16838 | 563.21770 | 581.43694 | 388.86721 | 355.88230 | 313.83184 |
| 0.60 | 599.14033 | 534.73979 | 446.02727 | 379.57860 | 350.15274 | 326.96167 |
| 0.50 | 821.08169 | 559.32274 | 432.84188 | 381.03250 | 343.84316 | 320.76820 |
| 0.40 | 720.76190 | 95.04409 | 429.40509 | 380.36035 | 343.26450 | 317.89680 |
| 0.30 | 651.26546 | 491.31201 | 425.49945 | 397.40864 | 333.97100 | 307.68910 |
| 0.20 | 640.84770 | 485.92301 | 435.45741 | 379.56781 | 344.58453 | 317.24080 |
| 0.10 | 609.87381 | 505.53178 | 413.39252 | 379.19007 | 328.82013 | 313.27721 |
| 0.00 | 600.63232 | 478.59863 | 416.37905 | 390.05165 | 334.88598 | 308.42592 |

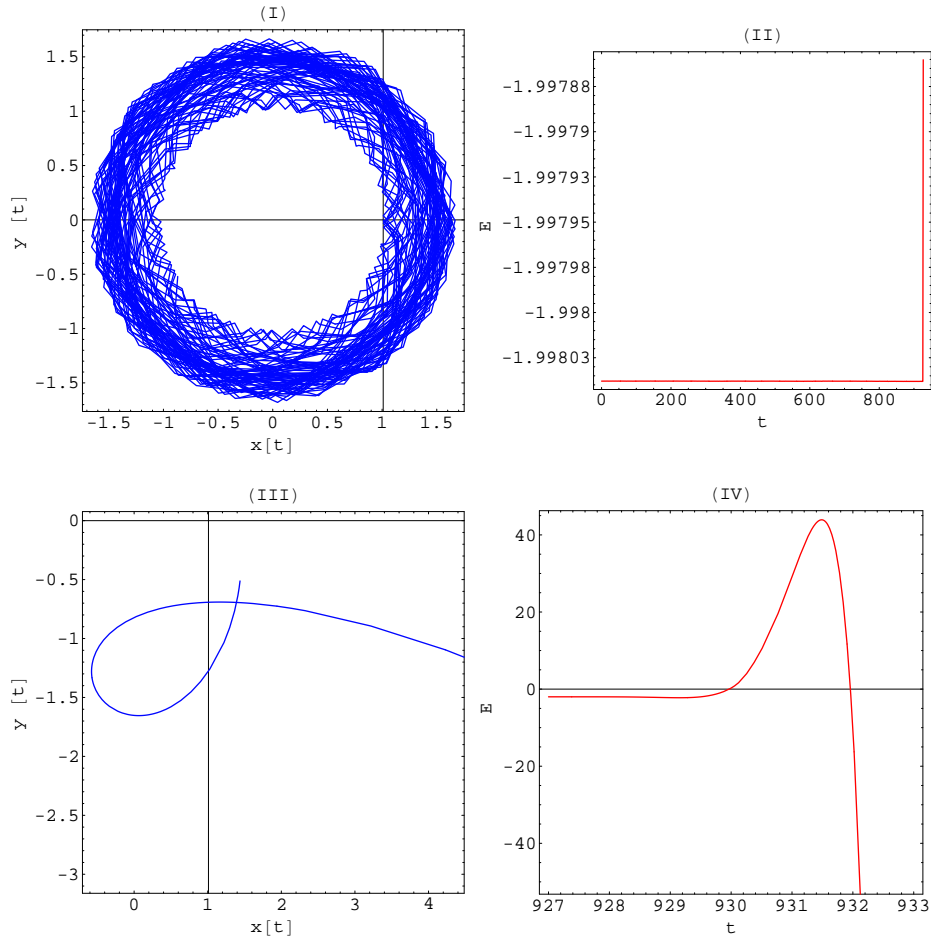


Fig. 2.— The Panels (I-II): $0 < t < 927.3$ and (III-VI): $927.3 < t < 933$ in which (I and III) show the trajectory of L_2 , (II and IV) show energy-versus time, when $T=0.1$, $q_1 = 1$, $A_2 = 0$ and $M_b = 0.25$.

5. Conclusion

The numerical computation presented in the manuscript provides remarkable results to design trajectories of Lagrangian point L_2 which helps us to make comments on the stability (asymptotically) of the point. We obtained the intervals of the time where trajectory continuously moves around the L_2 , does not deviate far from the point but tend to approach (for some cases) it, the energy of perturbed point is negative for these intervals, so we conclude that the point is asymptotically stable. More over we have seen that after the specific time intervals the trajectory of perturbed point departs from the neighborhood and goes away from it, in this case the energy also becomes positive, so the Lagrangian point L_2 is unstable. Further the trajectories and the stability regions are affected by the radiation pressure, the oblateness of the second primary and mass of the belt.

Acknowledgments

The author wishes to express his thanks to Indian School of Mines, Dhanbad (India), for providing financial support through Minor Research Project (No.2010/MRP/04/Acad. dated 30th June 2010). The author is also wishes to express his thanks to DST (Department of Science and Technology), Govt. of India for supporting this research through SERC-Fast Track Scheme for Young Scientist (DO.No.SR/FTP/PS-121/2009, dated 14th May 2010).

REFERENCES

- Chermnykh, S. V., 1987. Stability of libration points in a gravitational field. Vest. Leningrad Mat. Astron. 2, 73–77.
- Farquhar, R. W., Oct. 1967. Lunar Communications with Libration-Point Satellites. Journal of Spacecraft and Rockets 4, 1383–1384.
- Farquhar, R. W., 1969. Future Missions for Libration-Point Satellites. Astronautics Aeronautics, 52–56.
- Grebennikov, E. A., Kozak-Skoworodkin, D., Sep. 2007. Numerical estimates for stability domains of Lagrangian solutions to the restricted three-body problem. Computational Mathematics and Mathematical Physics 47, 1477–1488.

- Jiang, I., Yeh, L., Sep. 2004a. Dynamical Effects from Asteroid Belts for Planetary Systems. *International Journal of Bifurcation and Chaos* 14, 3153–3166.
- Jiang, I.-G., Yeh, L.-C., Aug. 2004b. On the Chaotic Orbits of Disk-Star-Planet Systems. *AJ*128, 923–932.
- Jiang, I.-G., Yeh, L.-C., Dec. 2006. On the Chermnykh-Like Problems: I. the Mass Parameter $\mu = 0.5$. *Ap&SS*305, 341–348.
- Kushvah, B. S., Nov. 2008. Linear stability of equilibrium points in the generalized photogravitational Chermnykh’s problem. *Ap&SS*318, 41–50.
- Kushvah, B. S., Sep. 2009a. Linearization of the Hamiltonian in the generalized photogravitational Chermnykh’s problem. *Ap&SS*323, 57–63.
- Kushvah, B. S., Sep. 2009b. Poynting-Robertson effect on the linear stability of equilibrium points in the generalized photogravitational Chermnykh’s problem. *Research in Astronomy and Astrophysics* 9, 1049–1060.
- Miyamoto, M., Nagai, R., 1975. Three-dimensional models for the distribution of mass in galaxies. *PASJ*27, 533–543.
- Moore, R. E., 1963. Interval arithmetic and automatic error analysis in digital computing. Ph.D. thesis, Stanford, CA, USA.
- Papadakis, K. E., Oct. 2004. The 3D restricted three-body problem under angular velocity variation. *A&A*425, 1133–1142.
- Papadakis, K. E., Sep. 2005. Motion Around The Triangular Equilibrium Points Of The Restricted Three-Body Problem Under Angular Velocity Variation. *Ap&SS*299, 129–148.
- Szebehely, V., 1967. *Theory of orbits. The restricted problem of three bodies.* New York: Academic Press.
- Yeh, L.-C., Jiang, I.-G., Dec. 2006. On the Chermnykh-Like Problems: II. The Equilibrium Points. *Ap&SS*306, 189–200.

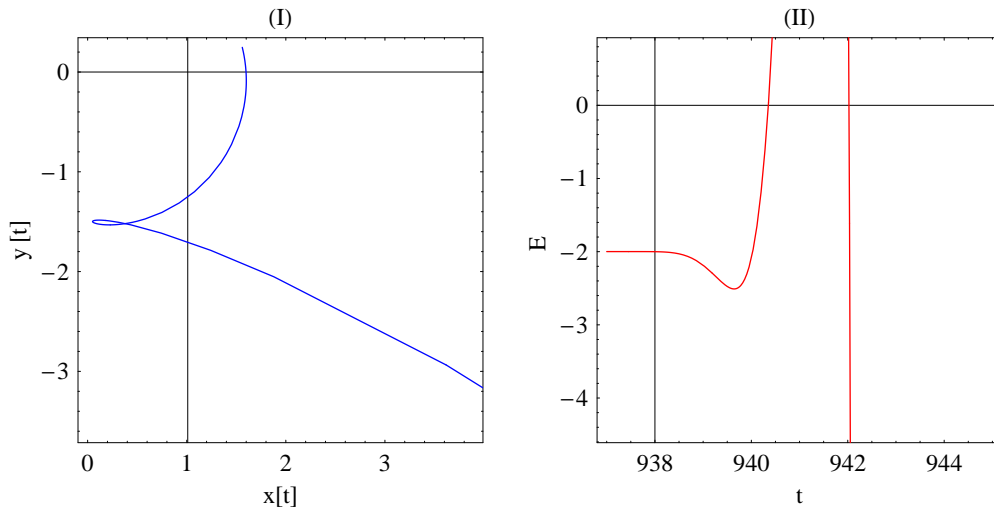


Fig. 3.— The Panels (I-II): $937 < t < 945$ in which (I) show the trajectory of L_2 , (II) show energy-versus time when $T=0.1$, $q_1 = 1$, $A_2 = 0.0004$ and $M_b = 0.25$.

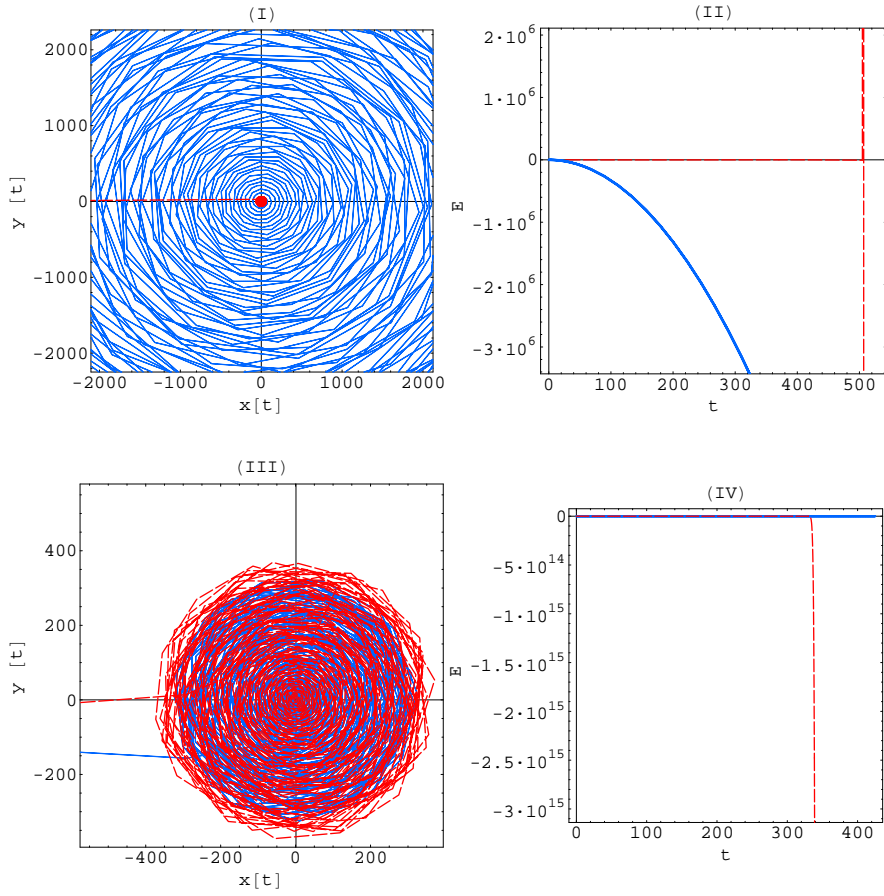


Fig. 4.— Panels (I & III) show the stability regions of L_2 (II & IV) show the energy-versus time when $T=0.1$, $q_1 = 0.75, 0.50$, $A_2 = 0.00$.

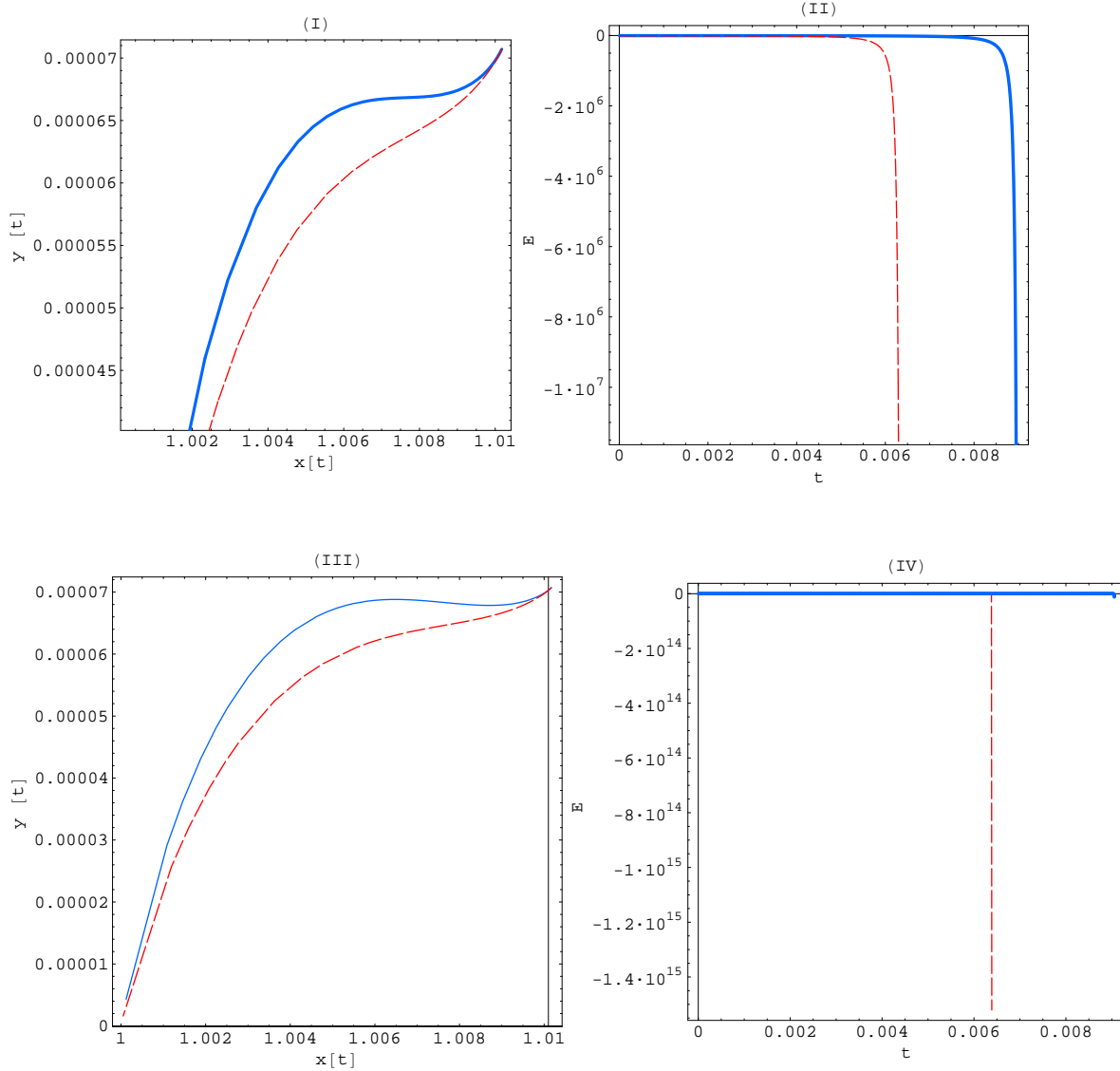


Fig. 5.— Show the stability of L_2 with panels (I-II): $q_1 = 0.75, M_b = .25$ and (III-IV): $q_1 = 0.50, M_b = 0.25$ in which blue solid curves for $A_2 = 0.25$, red curves for $A_2 = 0.50$ when $T = 0.1$.